

# LAVC Program Review 2014: Detailed Item Analysis Report for Core Survey

My main reason/goal for attending this college is (check one):

Mean: 3.72

Response	Frequency	Percent	Graph
earn an associate's degree and transfer to a four-year college	5524	47.23	
transfer preparation only	2586	22.11	
prepare for a new career	719	6.15	
associate degree only	678	5.80	
to discover/develop career interests plans goals	589	5.04	
personal development intellectual/cultural	562	4.80	
earn a certificate in a vocational program	406	3.47	
advance in my current job/career	266	2.27	
improve basic skills in English reading or math	258	2.21	
earn units towards a high school diploma or GED	109	0.93	
<b>Total Valid</b>	<b>11697</b>	<b>100.00</b>	

How did you first learn of this program and/or class(es)?

Mean: 3.04

Response	Frequency	Percent	Graph
Schedule of classes	4824	41.13	
LAVC website	2285	19.48	
Through a friend or acquaintance	1772	15.11	
College Counselors	1677	14.30	
Online Open Class list	561	4.78	
Other	553	4.71	
Employer	57	0.49	
<b>Total Valid</b>	<b>11729</b>	<b>100.00</b>	

# LAVC Program Review 2014: Detailed Item Analysis Report for Core Survey

What are the main reason(s) you are taking class(es)?

Mean: 4.48

Response	Frequency	Percent	Graph
Fulfills a major requirement	1448	21.73	
Personal development	1327	19.92	
Fulfills a transfer requirement	1323	19.86	
Fulfills a GE requirement	1270	19.06	
Career advancement	621	9.32	
Other	242	3.63	
Time and/or day offered was convenient	189	2.84	
Was available online	181	2.72	
To meet high school credits or requirement	62	0.93	
<b>Total Valid</b>	<b>6663</b>	<b>100.00</b>	

Please indicate your First (1) preferred Times to take classes:

Mean: 2.45

Response	Frequency	Percent	Graph
8AM - 12PM	6069	60.83	
After 5PM	1753	17.57	
12PM - 5PM	1556	15.60	
Before 8AM	599	6.00	
<b>Total Valid</b>	<b>9977</b>	<b>100.00</b>	

# LAVC Program Review 2014: Detailed Item Analysis Report for Core Survey

Please indicate your Second (2) preferred Times to take classes:

Mean: 2.88

Response	Frequency	Percent	Graph
12PM - 5PM	4625	50.65	
After 5PM	2130	23.33	
8AM - 12PM	1513	16.57	
Before 8AM	863	9.45	
<b>Total Valid</b>	9131	100.00	

Please indicate your First (1) preferred Day to take classes:

Mean: 1.42

Response	Frequency	Percent	Graph
Monday/Wednesday	6841	74.24	
Wednesday/Thursday	1755	19.05	
Online	367	3.98	
Weekend	140	1.52	
Friday	112	1.22	
<b>Total Valid</b>	9215	100.00	

# LAVC Program Review 2014: Detailed Item Analysis Report for Core Survey

Please indicate your Second (2) preferred Day to take classes:

Mean: 2.10

Response	Frequency	Percent	Graph
Wednesday/Thursday	6137	63.94	
Monday/Wednesday	2035	21.20	
Online	620	6.46	
Friday	449	4.68	
Weekend	357	3.72	
Total Valid	9598	100.00	

Would you like to see more online classes or hybrid classes (a combination in person and online class) offered?

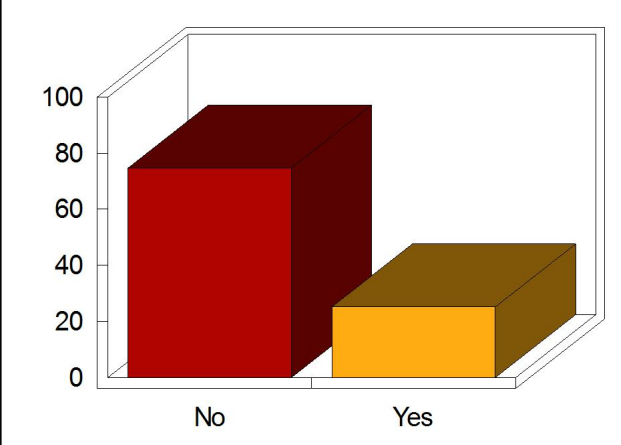
Mean: 0.47

Response	Frequency	Percent	Graph
No	6340	52.88	
Yes	5649	47.12	
Total Valid	11989	100.00	

# LAVC Program Review 2014: Detailed Item Analysis Report for Core Survey

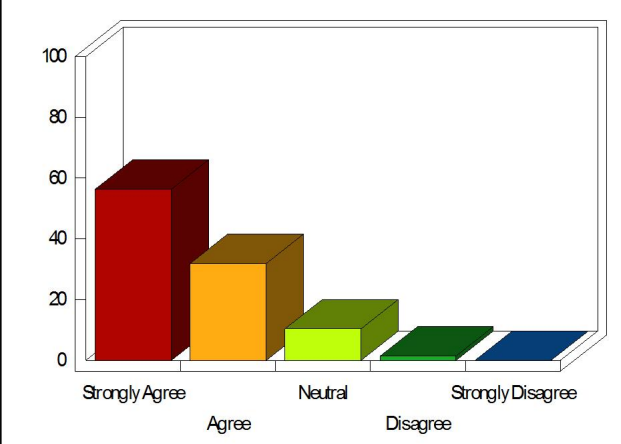
Are you majoring?

Mean: 0.25

Response	Frequency	Percent	Graph
No	8781	74.77	
Yes	2963	25.23	
Total Valid	11744	100.00	

How much do you agree: Classes in this subject kept my interest.

Mean: 1.57

Response	Frequency	Percent	Graph
Strongly Agree	6285	56.38	
Agree	3553	31.87	
Neutral	1157	10.38	
Disagree	153	1.37	
Strongly Disagree	0	0.00	
Total Valid	11148	100.00	

# LAVC Program Review 2014: Detailed Item Analysis Report for Core Survey

How much do you agree: Classes in this subject kept my interest.

Mean: 1.50

Response	Frequency	Percent	Graph
Strongly Agree	6410	58.40	
Agree	3731	33.99	
Neutral	747	6.81	
Disagree	88	0.80	
Strongly Disagree	0	0.00	
Total Valid	10976	100.00	

How much do you agree: The courses in this subject were scheduled when I needed them.

Mean: 2.26

Response	Frequency	Percent	Graph
Agree	4665	74.94	
Neutral	1208	19.41	
Disagree	250	4.02	
Strongly Agree	102	1.64	
Strongly Disagree	0	0.00	
Total Valid	6225	100.00	

# LAVC Program Review 2014: Detailed Item Analysis Report for Core Survey

How much do you agree: The course materials were helpful to my success in the subject.

Mean: 2.22

Response	Frequency	Percent	Graph
Agree	4212	76.96	
Neutral	1041	19.02	
Disagree	131	2.39	
Strongly Agree	89	1.63	
Strongly Disagree	0	0.00	
<b>Total Valid</b>	5473	100.00	

How much do you agree: Faculty who teach are available during office hrs.

Mean: 2.30

Response	Frequency	Percent	Graph
Agree	3247	68.24	
Neutral	1380	29.00	
Disagree	66	1.39	
Strongly Agree	65	1.37	
Strongly Disagree	0	0.00	
<b>Total Valid</b>	4758	100.00	

# LAVC Program Review 2014: Detailed Item Analysis Report for Core Survey

Do you plan to earn a degree or certificate in this subject?

Mean: 2.27

Response	Frequency	Percent	Graph
No - I am pursuing a degree or certificate in another subject	5571	51.26	
Yes - I plan to earn a degree or certificate in SUBJECT	3267	30.06	
No - I want to transfer without a degree or certificate	1055	9.71	
No - I will be able to get a job or advance in my career without the degree or certificate	452	4.16	
No - I did not know there were degrees or certificates available in SUBJECT	427	3.93	
No - The degree/certificate requires too many units/courses	97	0.89	
<b>Total Valid</b>	10869	100.00	

Have you used the following tutoring services?1) Math Department tutoring

Mean: 0.25

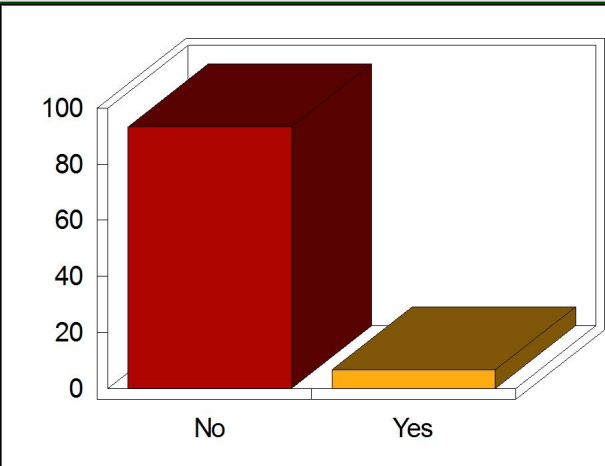
Response	Frequency	Percent	Graph
No	8322	75.50	
Yes	2701	24.50	
<b>Total Valid</b>	11023	100.00	



# LAVC Program Review 2014: Detailed Item Analysis Report for Core Survey

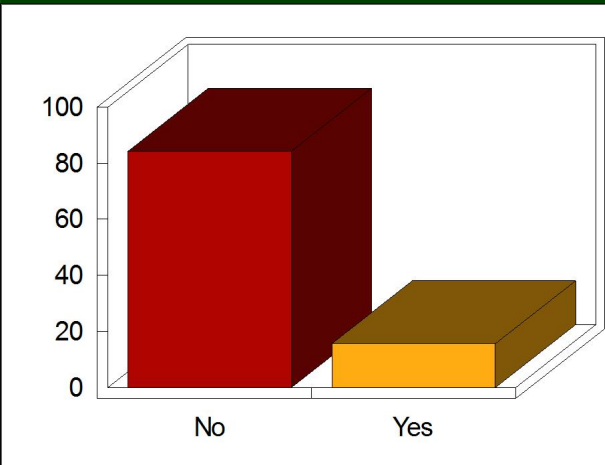
Have you used the following tutoring services?2) Biology Department tutoring

Mean: 0.07

Response	Frequency	Percent	Graph
No	9616	93.33	
Yes	687	6.67	
<b>Total Valid</b>	10303	100.00	

Have you used the following tutoring services?3) General tutoring in the Learning Center

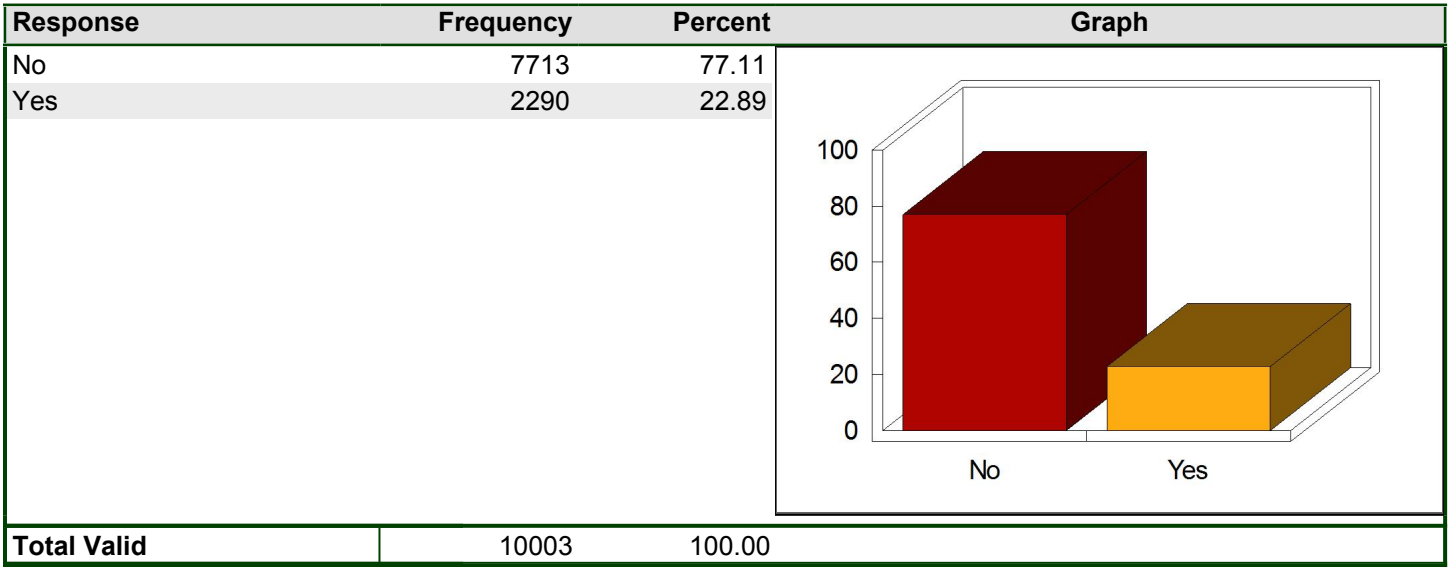
Mean: 0.16

Response	Frequency	Percent	Graph
No	8944	84.35	
Yes	1660	15.65	
<b>Total Valid</b>	10604	100.00	

# LAVC Program Review 2014: Detailed Item Analysis Report for Core Survey

Have you used the following tutoring services?4) The Writing Center

Mean: 0.23



If you do not use tutoring, why not?

Mean: 2.67

