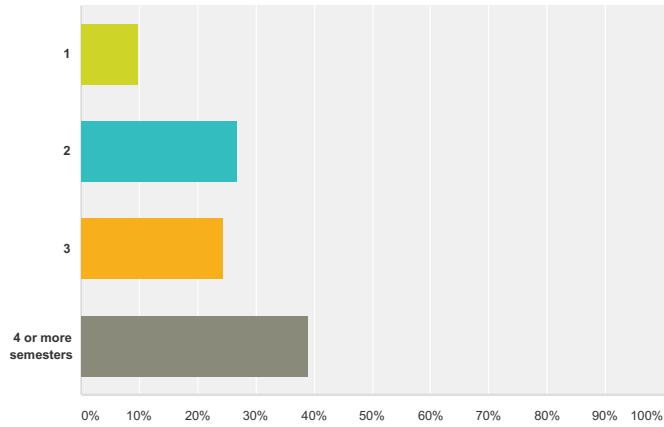


Q1 How many semesters have you been in the TRiO-SSS Program?

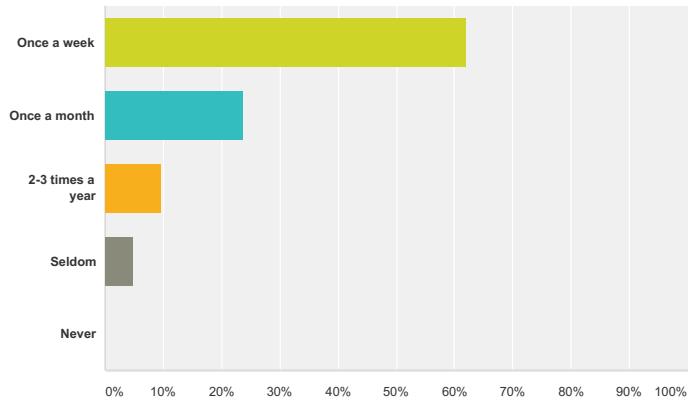
Answered: 41 Skipped: 1



Answer Choices	Responses	
1	9.76%	4
2	26.83%	11
3	24.39%	10
4 or more semesters	39.02%	16
Total		41

Q2 How often do you visit/contact TRiO Student Support Services in a semester?

Answered: 42 Skipped: 0

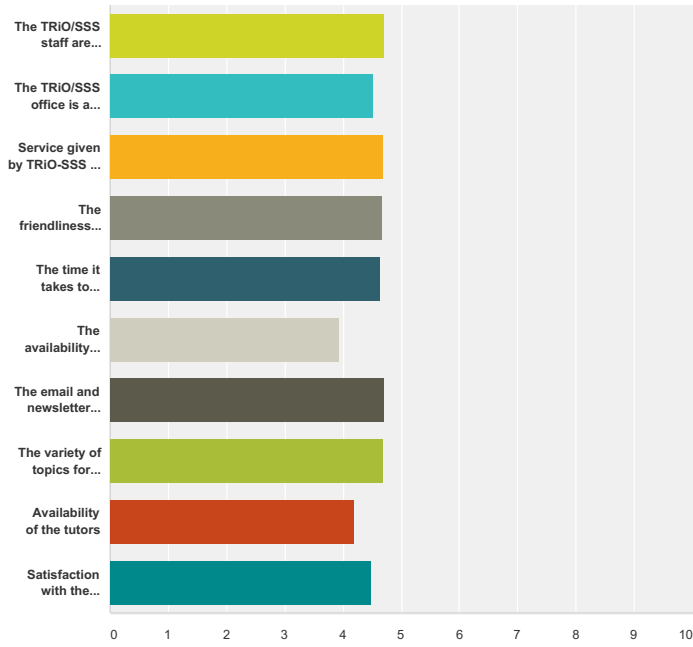


Answer Choices	Responses	Count
Once a week	61.90%	26
Once a month	23.81%	10
2-3 times a year	9.52%	4
Seldom	4.76%	2
Never	0.00%	0
Total		42

TRiO/SSS Student Experience Survey Spring 2016

Q3 Please mark the circle that best indicates your experience within the TRiO Student Support Services program.

Answered: 42 Skipped: 0

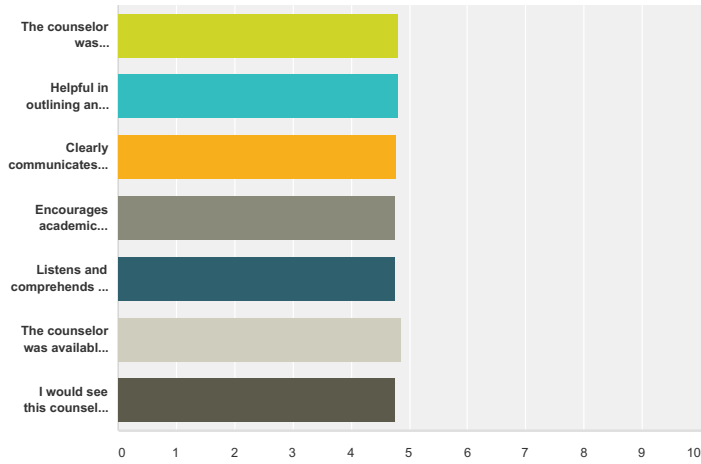


	Excellent	Good	Average	Below Average	Poor	N/A	Total	Weighted Average
The TRiO/SSS staff are knowledgeable.	78.57% 33	14.29% 6	7.14% 3	0.00% 0	0.00% 0	0.00% 0	42	4.71
The TRiO/SSS office is a comfortable environment.	73.81% 31	11.90% 5	9.52% 4	2.38% 1	2.38% 1	0.00% 0	42	4.52
Service given by TRiO-SSS is satisfactory and my needs are being met.	80.95% 34	9.52% 4	7.14% 3	2.38% 1	0.00% 0	0.00% 0	42	4.69
The friendliness and availability of the staff	83.33% 35	7.14% 3	4.76% 2	2.38% 1	2.38% 1	0.00% 0	42	4.67
The time it takes to receive services	73.81% 31	16.67% 7	9.52% 4	0.00% 0	0.00% 0	0.00% 0	42	4.64
The availability of computers	42.86% 18	26.19% 11	21.43% 9	2.38% 1	7.14% 3	0.00% 0	42	3.95
The email and newsletter communications with students	78.57% 33	16.67% 7	2.38% 1	2.38% 1	0.00% 0	0.00% 0	42	4.71
The variety of topics for workshops provided by TRiO-SSS	76.19% 32	16.67% 7	7.14% 3	0.00% 0	0.00% 0	0.00% 0	42	4.69
Availability of the tutors	40.48% 17	28.57% 12	14.29% 6	4.76% 2	0.00% 0	11.90% 5	42	4.19
Satisfaction with the tutoring program	57.14% 24	21.43% 9	4.76% 2	4.76% 2	0.00% 0	11.90% 5	42	4.49

TRiO/SSS Student Experience Survey Spring 2016

Q4 Please evaluate your counseling experience by selecting your response to each item in the appropriate column.

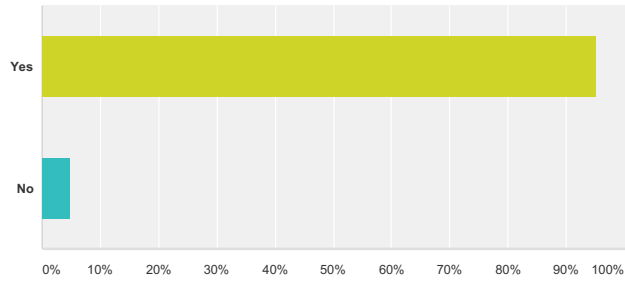
Answered: 42 Skipped: 0



	Excellent	Good	Average	Below Average	Poor	N/A	Total	Weighted Average
The counselor was knowledgeable about requirements and the transfer process in general	88.10% 37	7.14% 3	4.76% 2	0.00% 0	0.00% 0	0.00% 0	42	4.83
Helpful in outlining and planning courses for my educational goals	88.10% 37	7.14% 3	4.76% 2	0.00% 0	0.00% 0	0.00% 0	42	4.83
Clearly communicates information regarding degree and transfer requirements	85.71% 36	7.14% 3	7.14% 3	0.00% 0	0.00% 0	0.00% 0	42	4.79
Encourages academic excellence	83.33% 35	11.90% 5	2.38% 1	2.38% 1	0.00% 0	0.00% 0	42	4.76
Listens and comprehends my individual circumstances and assists me in planning accordingly	85.71% 36	9.52% 4	2.38% 1	0.00% 0	2.38% 1	0.00% 0	42	4.76
The counselor was available to assist me at convenient times.	90.48% 38	4.76% 2	4.76% 2	0.00% 0	0.00% 0	0.00% 0	42	4.86
I would see this counselor again.	85.71% 36	9.52% 4	2.38% 1	0.00% 0	2.38% 1	0.00% 0	42	4.76

Q5 Have you completed a student educational plan?

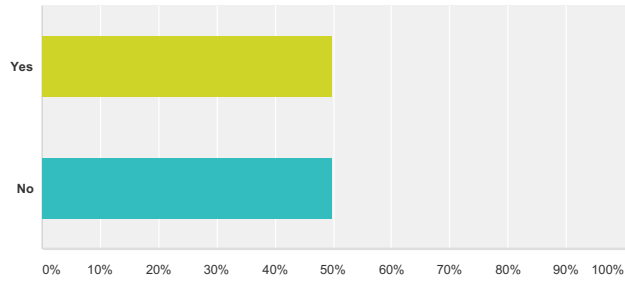
Answered: 42 Skipped: 0



Answer Choices	Responses	
Yes	95.24%	40
No	4.76%	2
Total		42

Q6 If not, are you meeting with the TRiO counselor to create your educational plan?

Answered: 2 Skipped: 40

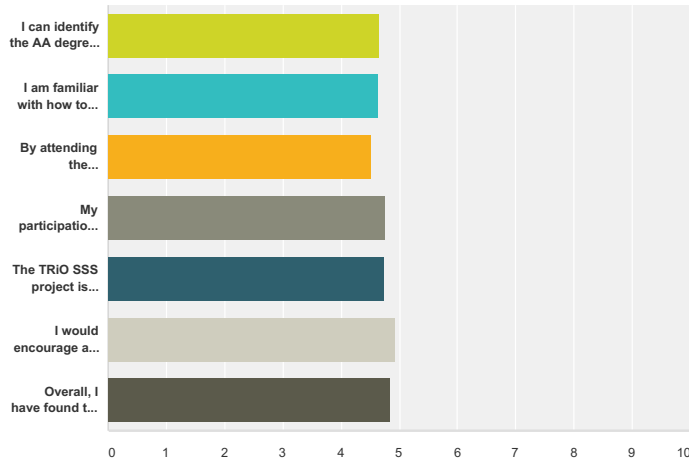


Answer Choices	Responses	
Yes	50.00%	1
No	50.00%	1
Total		2

TRiO/SSS Student Experience Survey Spring 2016

Q7 Please indicate responses below to tell us about your general experience as a participant of the TRiO-SSS program.

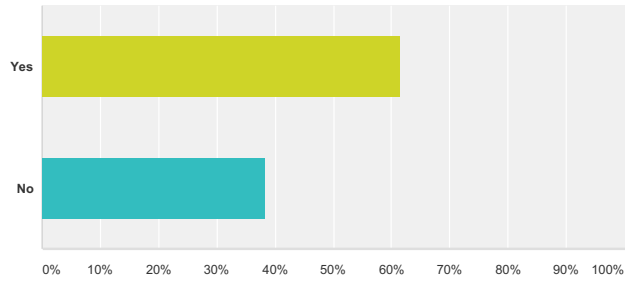
Answered: 40 Skipped: 2



	Strongly Agree	Agree	No Opinion	Disagree	Strongly Disagree	N/A	Total	Weighted Average
I can identify the AA degree and transfer requirements associated with my educational plan	70.00% 28	27.50% 11	0.00% 0	2.50% 1	0.00% 0	0.00% 0	40	4.65
I am familiar with how to identify the lower division major prep courses and/or requirements for my major (i.e. Assist.org, catalog)	70.00% 28	22.50% 9	2.50% 1	2.50% 1	0.00% 0	2.50% 1	40	4.64
By attending the field-trips, I have become more familiar with University campuses and their expectations. (If applicable)	55.00% 22	12.50% 5	12.50% 5	0.00% 0	0.00% 0	20.00% 8	40	4.53
My participation in this program has increased my motivation to transfer to a four-year university	70.00% 28	22.50% 9	0.00% 0	0.00% 0	0.00% 0	7.50% 3	40	4.76
The TRiO SSS project is helping me stay in college and complete my degree	75.00% 30	15.00% 6	5.00% 2	0.00% 0	0.00% 0	5.00% 2	40	4.74
I would encourage a friend to apply to the TRiO SSS Program	90.00% 36	7.50% 3	0.00% 0	0.00% 0	0.00% 0	2.50% 1	40	4.92
Overall, I have found the TRiO/SSS program helpful to me	82.50% 33	15.00% 6	0.00% 0	0.00% 0	0.00% 0	2.50% 1	40	4.85

Q8 Did you utilize the individual tutoring service this year?

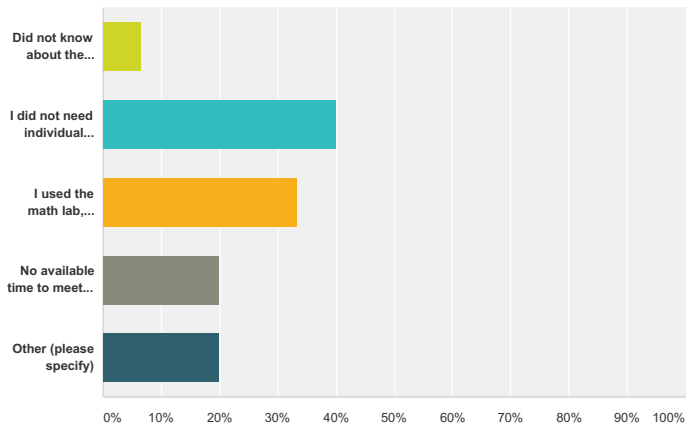
Answered: 39 Skipped: 3



Answer Choices	Responses	
Yes	61.54%	24
No	38.46%	15
Total		39

Q9 What was the reason you did not utilize the individual tutoring service this year?

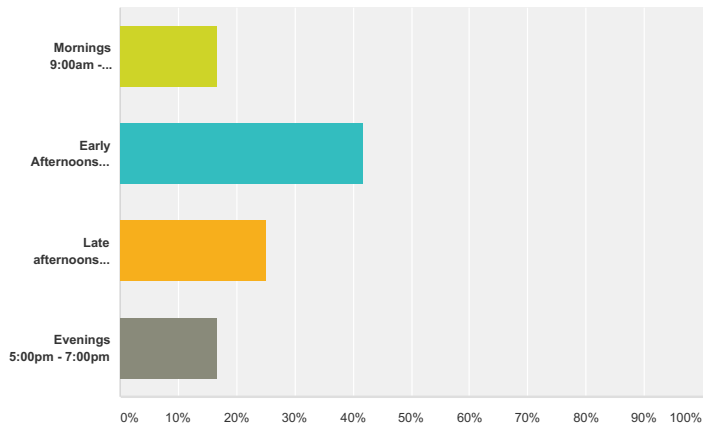
Answered: 15 Skipped: 27



Answer Choices	Responses
Did not know about the service.	6.67% 1
I did not need individual tutoring this year.	40.00% 6
I used the math lab, writing center and/or the Learning Center for academic support.	33.33% 5
No available time to meet with a tutor.	20.00% 3
Other (please specify)	20.00% 3
Total Respondents: 15	

Q10 What times typically work best for you to attend tutoring?

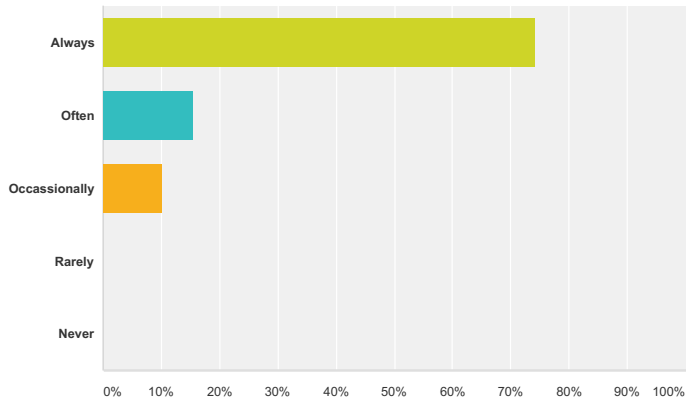
Answered: 12 Skipped: 30



Answer Choices	Responses
Mornings 9:00am - 12:00pm	16.67% 2
Early Afternoons 12:00pm - 3:00pm	41.67% 5
Late afternoons 3:00pm - 5:00pm	25.00% 3
Evenings 5:00pm - 7:00pm	16.67% 2
Total	12

Q11 How often do you read our email communications to you?

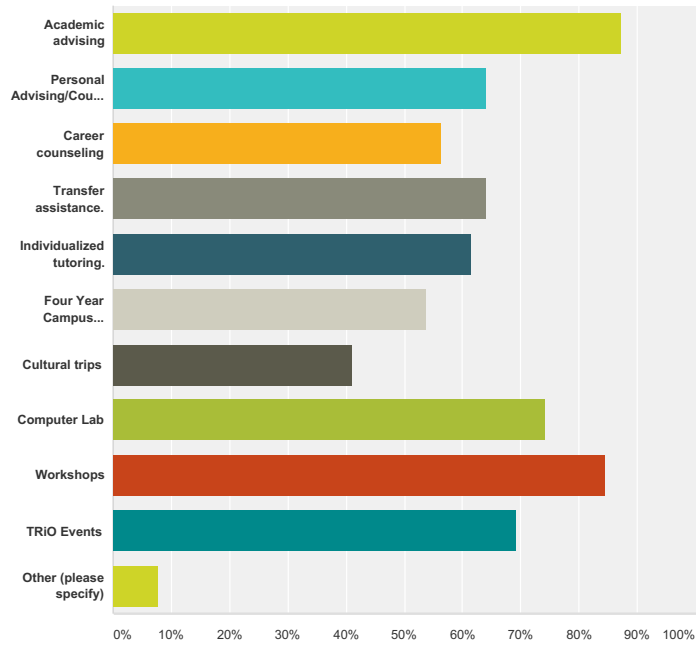
Answered: 39 Skipped: 3



Answer Choices	Responses	
Always	74.36%	29
Often	15.38%	6
Occasionally	10.26%	4
Rarely	0.00%	0
Never	0.00%	0
Total		39

Q12 What activities from TRiO SSS did you participate in? Mark all that apply.

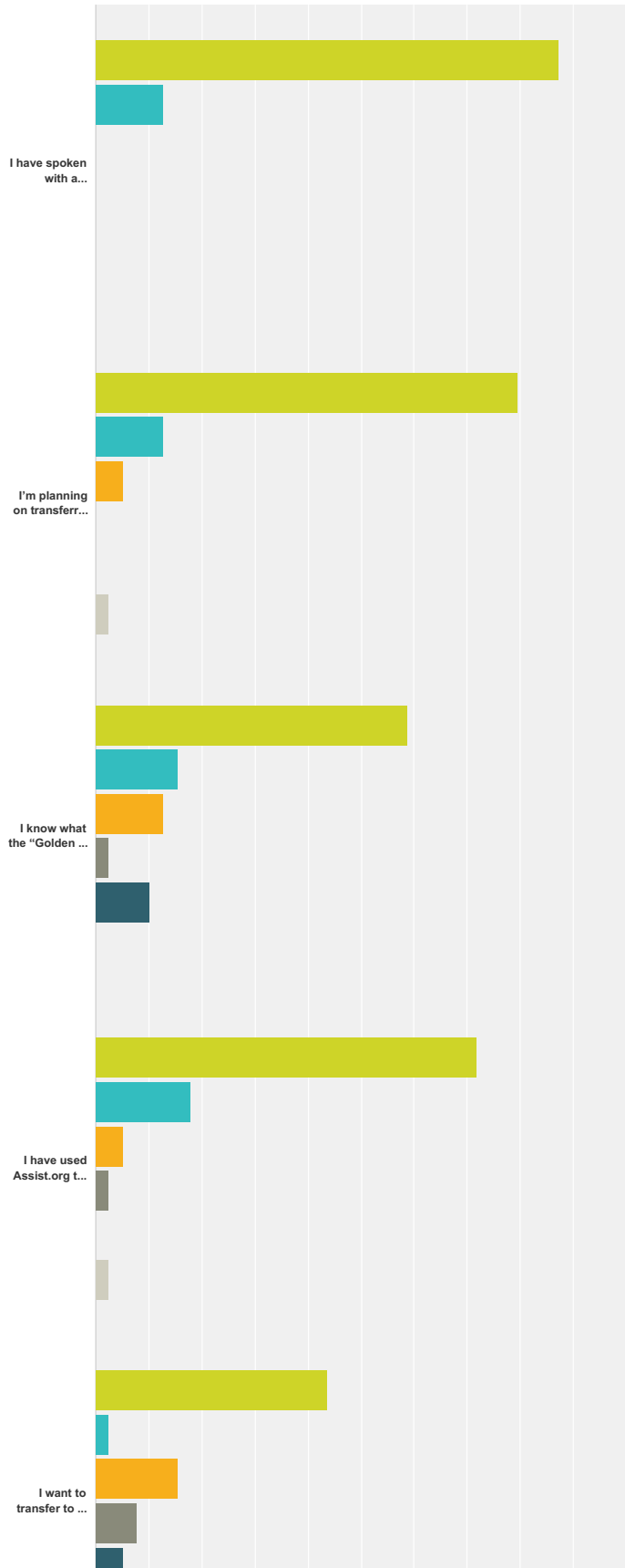
Answered: 39 Skipped: 3



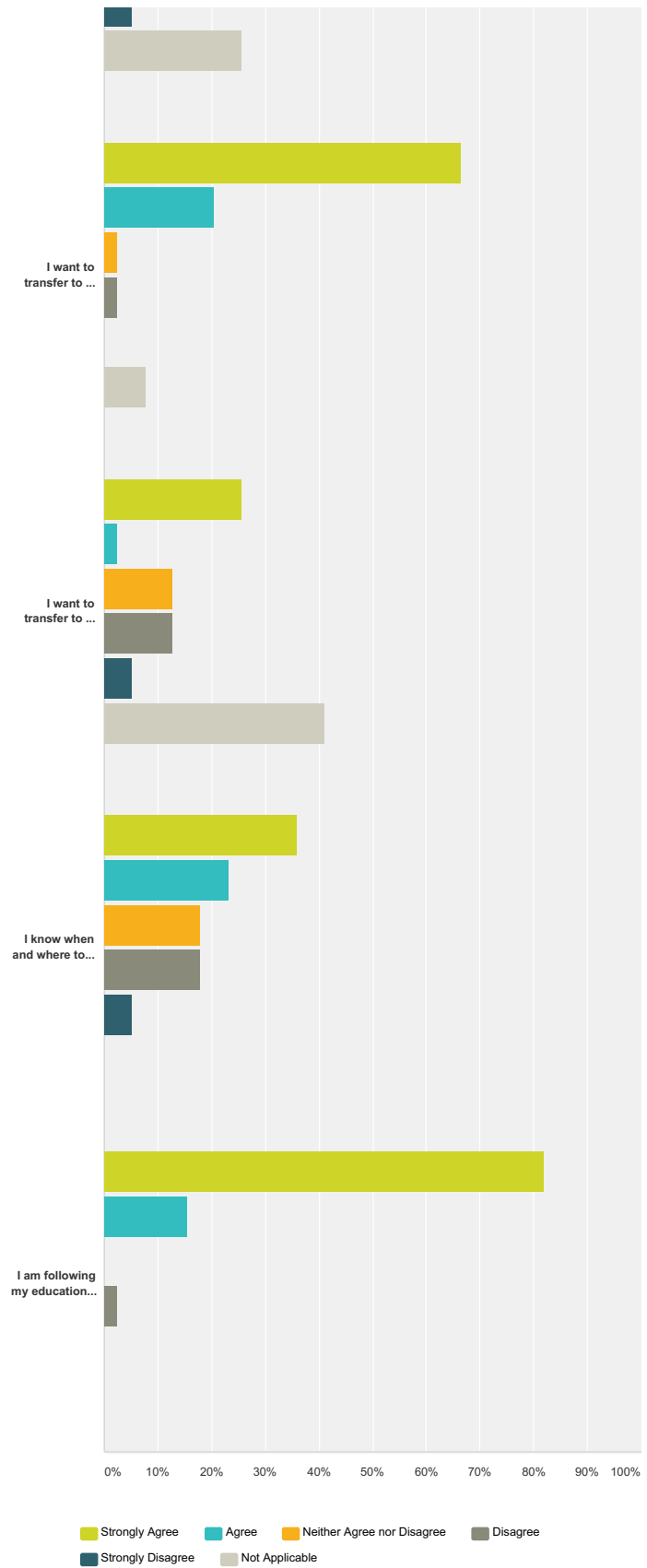
Answer Choices	Responses	Count
Academic advising	87.18%	34
Personal Advising/Counseling	64.10%	25
Career counseling	56.41%	22
Transfer assistance.	64.10%	25
Individualized tutoring.	61.54%	24
Four Year Campus visitations	53.85%	21
Cultural trips	41.03%	16
Computer Lab	74.36%	29
Workshops	84.62%	33
TRiO Events	69.23%	27
Other (please specify)	7.69%	3
Total Respondents: 39		

Q13 How much do you agree with the following statements with regards to transfer:

Answered: 39 Skipped: 3



TRiO/SSS Student Experience Survey Spring 2016



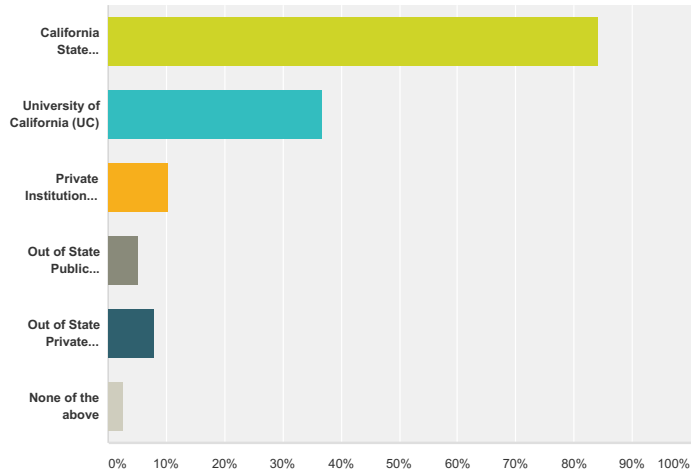
	Strongly Agree	Agree	Neither Agree nor Disagree	Disagree	Strongly Disagree	Not Applicable	Total
I have spoken with a counselor about the steps necessary to transfer to a 4 year university.	87.18% 34	12.82% 5	0.00% 0	0.00% 0	0.00% 0	0.00% 0	39

TRiO/SSS Student Experience Survey Spring 2016

I'm planning on transferring to a UC or CSU or Private University and I am familiar with the requirements for my major.	79.49% 31	12.82% 5	5.13% 2	0.00% 0	0.00% 0	2.56% 1	39
I know what the "Golden 4" classes are and will complete them by the end of the spring semester before I graduate.	58.97% 23	15.38% 6	12.82% 5	2.56% 1	10.26% 4	0.00% 0	39
I have used Assist.org to find the courses I need for my major at a specific university.	71.79% 28	17.95% 7	5.13% 2	2.56% 1	0.00% 0	2.56% 1	39
I want to transfer to a UC and I am following the IGETC.	43.59% 17	2.56% 1	15.38% 6	7.69% 3	5.13% 2	25.64% 10	39
I want to transfer to a CSU and I am following the Cal State certification requirements.	66.67% 26	20.51% 8	2.56% 1	2.56% 1	0.00% 0	7.69% 3	39
I want to transfer to a private university and am following the requirements for admission.	25.64% 10	2.56% 1	12.82% 5	12.82% 5	5.13% 2	41.03% 16	39
I know when and where to turn in the graduation petition and certification petitions.	35.90% 14	23.08% 9	17.95% 7	17.95% 7	5.13% 2	0.00% 0	39
I am following my educational plan.	82.05% 32	15.38% 6	0.00% 0	2.56% 1	0.00% 0	0.00% 0	39

Q14 Please indicate the types of institutions you have applied or plan to apply to. Select all that apply.

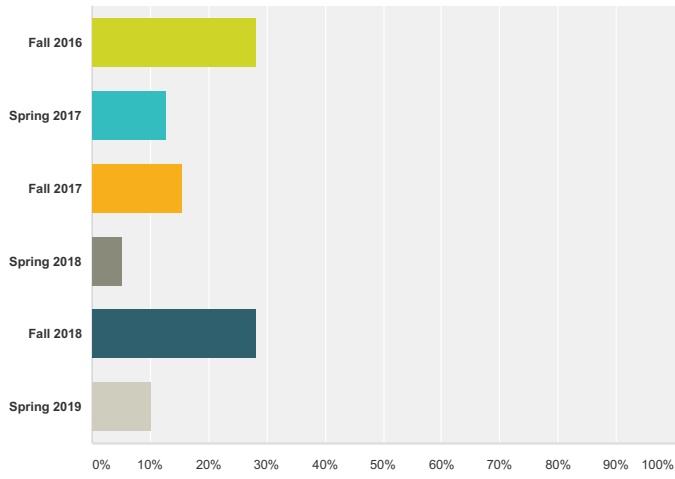
Answered: 38 Skipped: 4



Answer Choices	Responses	
California State University (CSU)	84.21%	32
University of California (UC)	36.84%	14
Private Institution (California)	10.53%	4
Out of State Public Institution	5.26%	2
Out of State Private Institution	7.89%	3
None of the above	2.63%	1
Total Respondents: 38		

Q15 During what term do you plan to transfer?

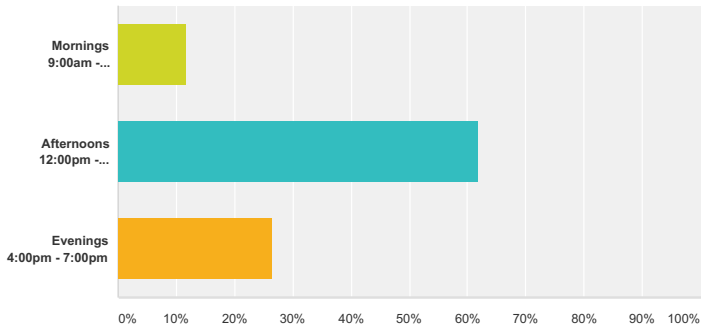
Answered: 39 Skipped: 3



Answer Choices	Responses	
Fall 2016	28.21%	11
Spring 2017	12.82%	5
Fall 2017	15.38%	6
Spring 2018	5.13%	2
Fall 2018	28.21%	11
Spring 2019	10.26%	4
Total		39

Q16 What times work best for you to attend workshops?

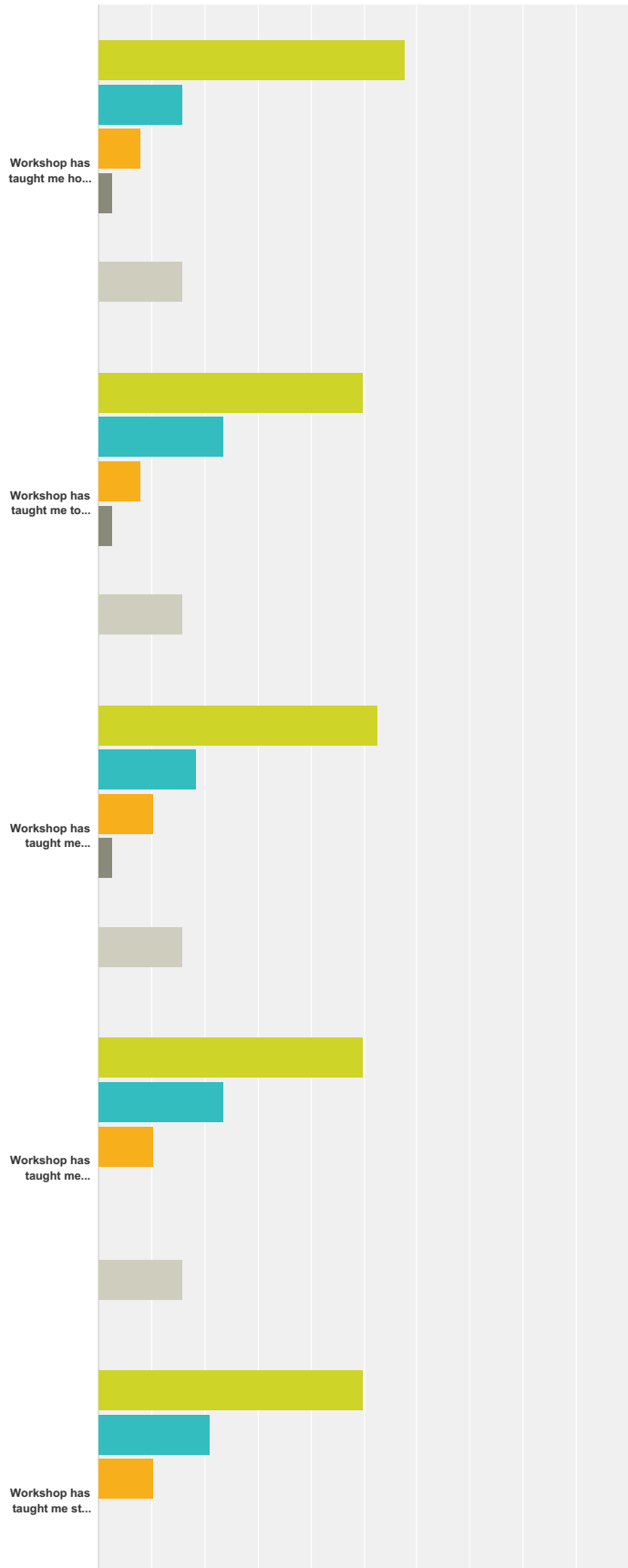
Answered: 34 Skipped: 8



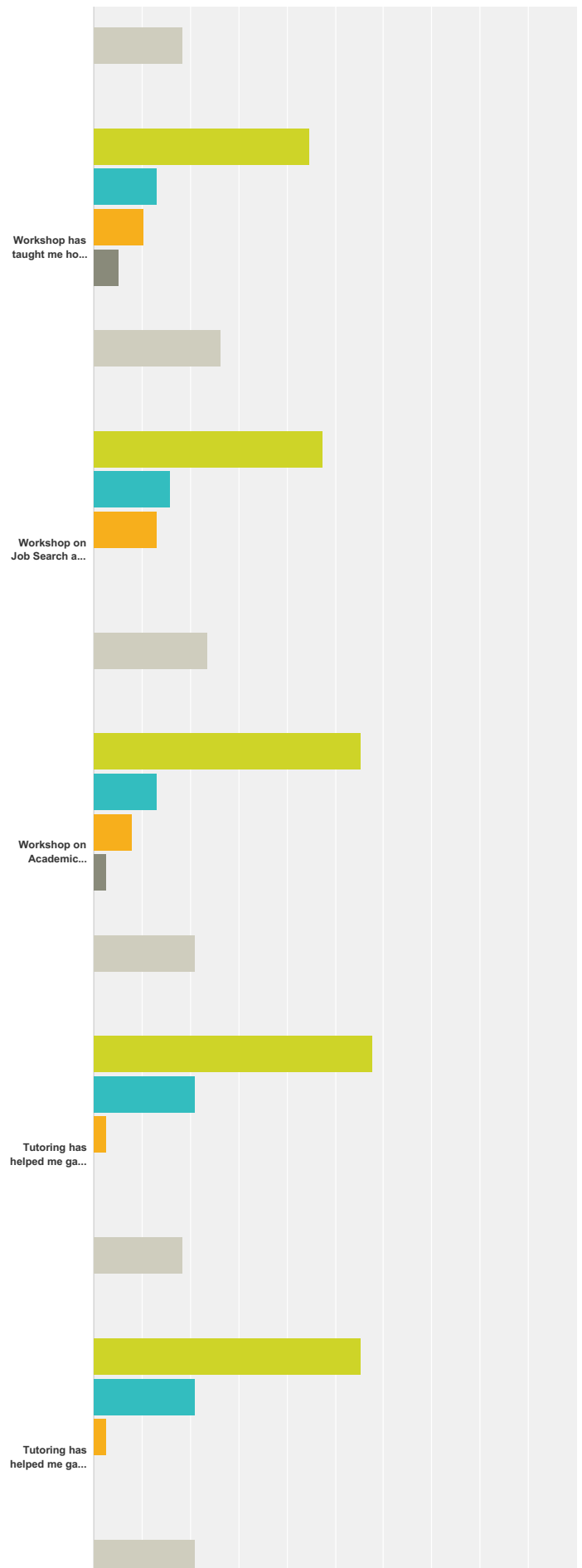
Answer Choices	Responses
Mornings 9:00am - 12:00pm	11.76% 4
Afternoons 12:00pm - 4:00pm	61.76% 21
Evenings 4:00pm - 7:00pm	26.47% 9
Total	34

Q17 If required to attend workshops and/or tutoring, please answer the following questions:

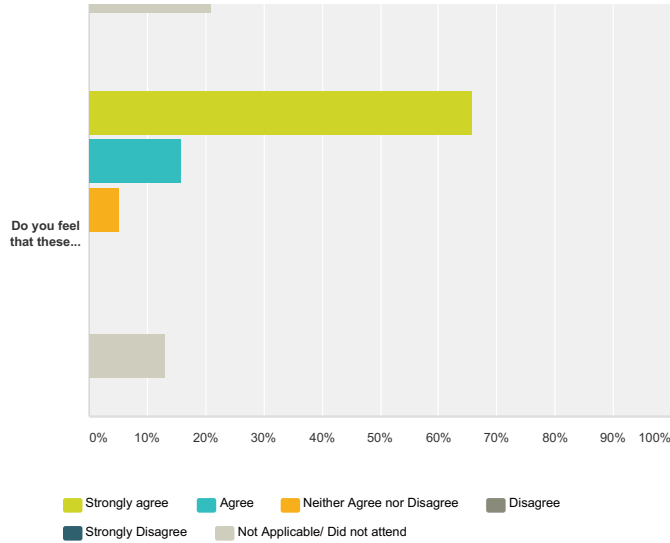
Answered: 38 Skipped: 4



TRiO/SSS Student Experience Survey Spring 2016



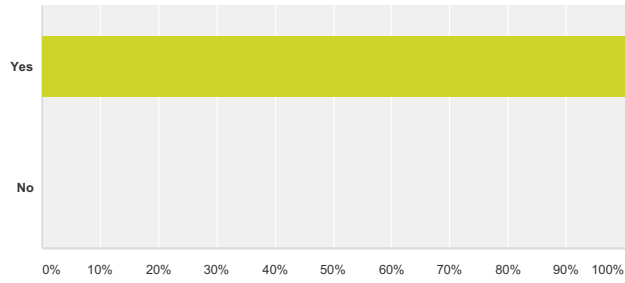
TRiO/SSS Student Experience Survey Spring 2016



	Strongly agree	Agree	Neither Agree nor Disagree	Disagree	Strongly Disagree	Not Applicable/ Did not attend	Total
Workshop has taught me how to take better notes.	57.89% 22	15.79% 6	7.89% 3	2.63% 1	0.00% 0	15.79% 6	38
Workshop has taught me to manage my study time.	50.00% 19	23.68% 9	7.89% 3	2.63% 1	0.00% 0	15.79% 6	38
Workshop has taught me techniques for test taking.	52.63% 20	18.42% 7	10.53% 4	2.63% 1	0.00% 0	15.79% 6	38
Workshop has taught me learning styles.	50.00% 19	23.68% 9	10.53% 4	0.00% 0	0.00% 0	15.79% 6	38
Workshop has taught me study strategies.	50.00% 19	21.05% 8	10.53% 4	0.00% 0	0.00% 0	18.42% 7	38
Workshop has taught me how to write research papers.	44.74% 17	13.16% 5	10.53% 4	5.26% 2	0.00% 0	26.32% 10	38
Workshop on Job Search and Resume Writing has taught me job search strategies	47.37% 18	15.79% 6	13.16% 5	0.00% 0	0.00% 0	23.68% 9	38
Workshop on Academic Success has helped me learn about grade forgiveness and academic renewal in order to maintain satisfactory academic progress.	55.26% 21	13.16% 5	7.89% 3	2.63% 1	0.00% 0	21.05% 8	38
Tutoring has helped me gain more knowledge to improve my grades.	57.89% 22	21.05% 8	2.63% 1	0.00% 0	0.00% 0	18.42% 7	38
Tutoring has helped me gain confidence and understanding of the material covered in class.	55.26% 21	21.05% 8	2.63% 1	0.00% 0	0.00% 0	21.05% 8	38
Do you feel that these workshops and/or tutoring have made you a better student?	65.79% 25	15.79% 6	5.26% 2	0.00% 0	0.00% 0	13.16% 5	38

Q18 Have you selected a major?

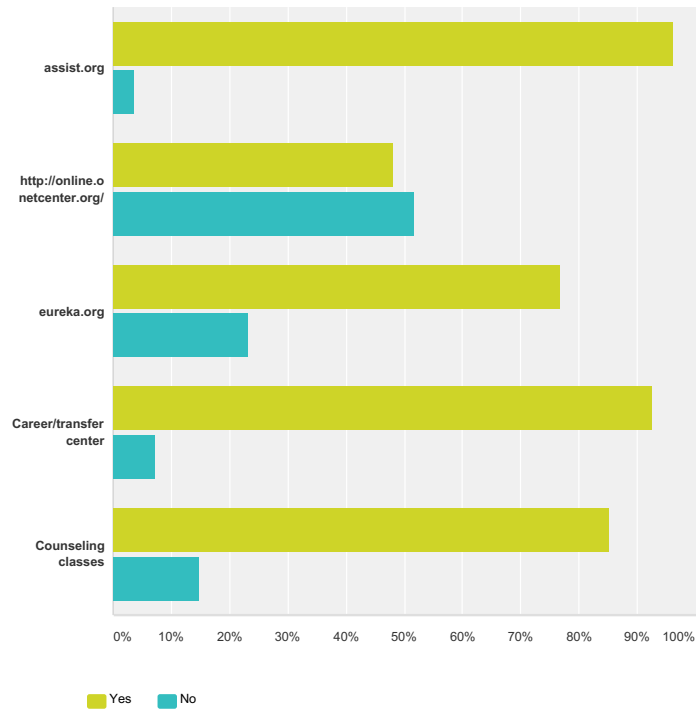
Answered: 39 Skipped: 3



Answer Choices	Responses	
Yes	100.00%	39
No	0.00%	0
Total		39

Q19 If not, are you aware of the following sources available to you in order to assist you in selecting a major?

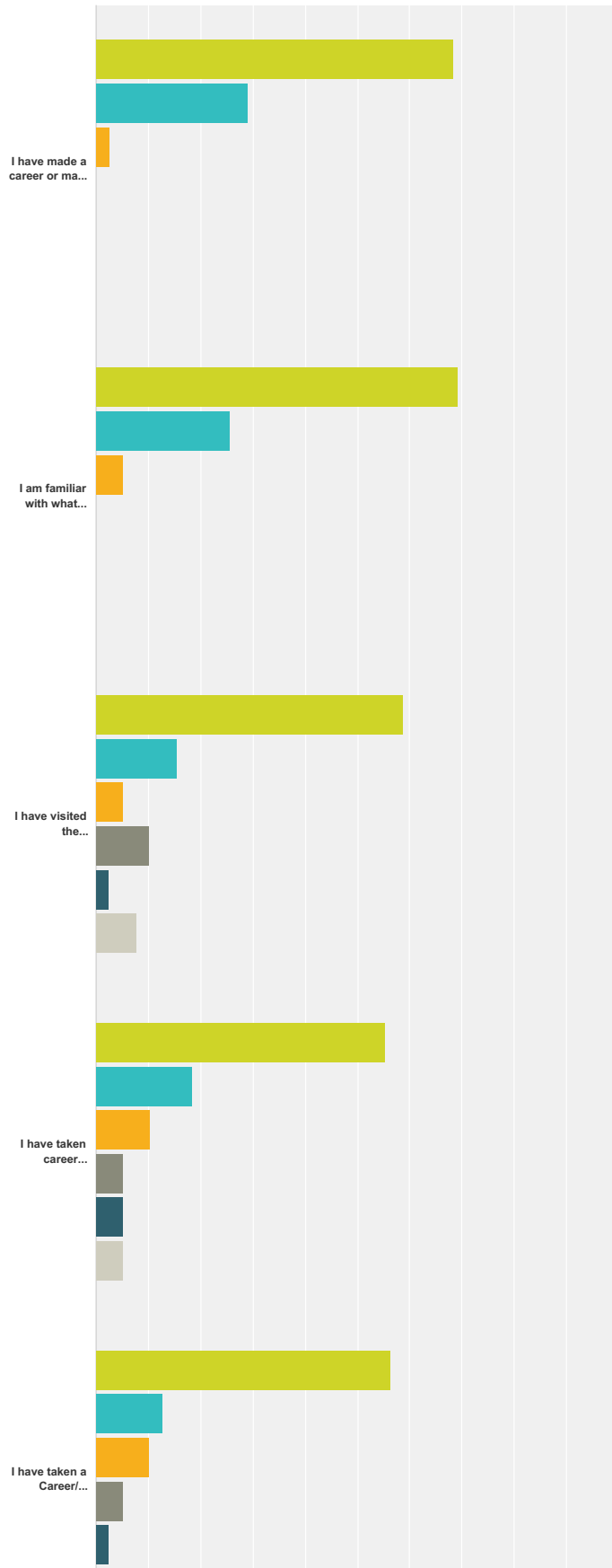
Answered: 27 Skipped: 15



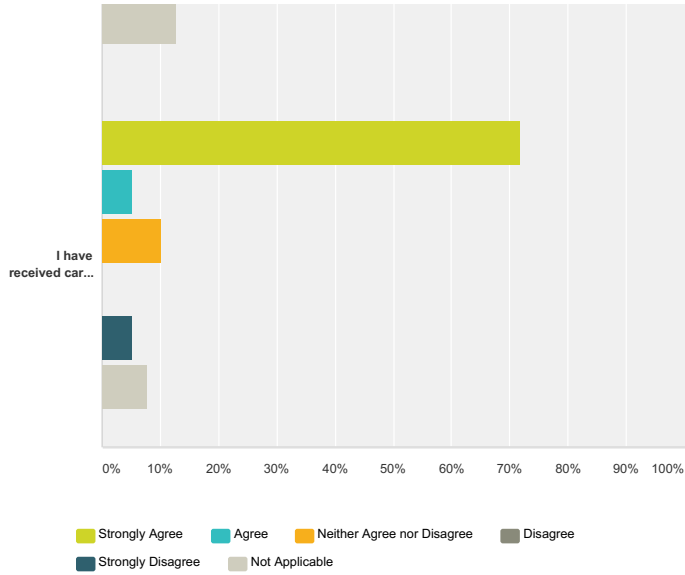
	Yes	No	Total
assist.org	96.30% 26	3.70% 1	27
http://online.onetcenter.org/	48.15% 13	51.85% 14	27
eureka.org	76.92% 20	23.08% 6	26
Career/transfer center	92.59% 25	7.41% 2	27
Counseling classes	85.19% 23	14.81% 4	27

Q20 How much do you agree with the following statements?

Answered: 39 Skipped: 3



TRiO/SSS Student Experience Survey Spring 2016



	Strongly Agree	Agree	Neither Agree nor Disagree	Disagree	Strongly Disagree	Not Applicable	Total
I have made a career or major choice and am confident it suits me.	68.42% 26	28.95% 11	2.63% 1	0.00% 0	0.00% 0	0.00% 0	38
I am familiar with what occupations are consistent with my major.	69.23% 27	25.64% 10	5.13% 2	0.00% 0	0.00% 0	0.00% 0	39
I have visited the Career/Transfer Center	58.97% 23	15.38% 6	5.13% 2	10.26% 4	2.56% 1	7.69% 3	39
I have taken career assessments and have had them interpreted by a counselor.	55.26% 21	18.42% 7	10.53% 4	5.26% 2	5.26% 2	5.26% 2	38
I have taken a Career/ Personal Development class.	56.41% 22	12.82% 5	10.26% 4	5.13% 2	2.56% 1	12.82% 5	39
I have received career counseling.	71.79% 28	5.13% 2	10.26% 4	0.00% 0	5.13% 2	7.69% 3	39