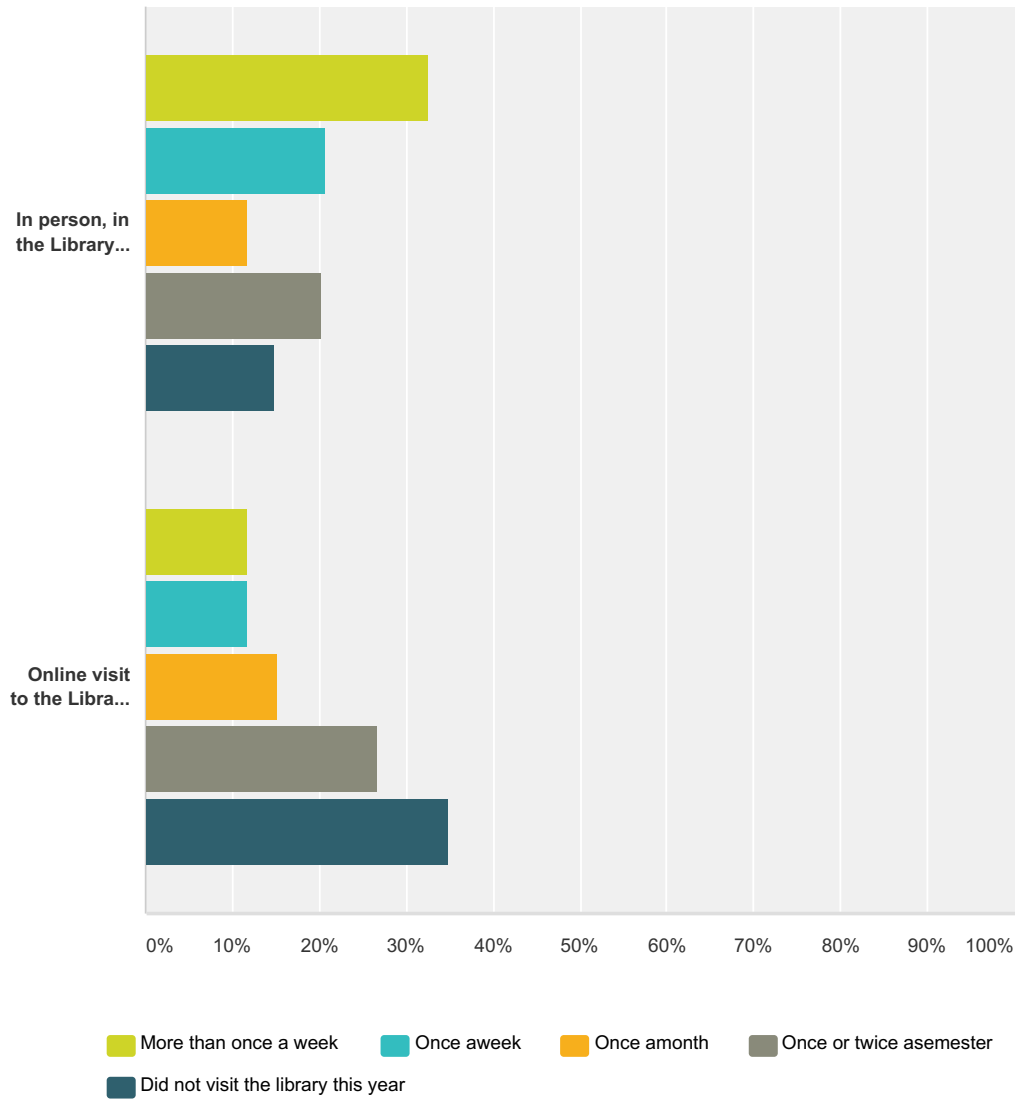


## Q2 In the 2015-2016 school year, how often did you visit the LAVC Library?

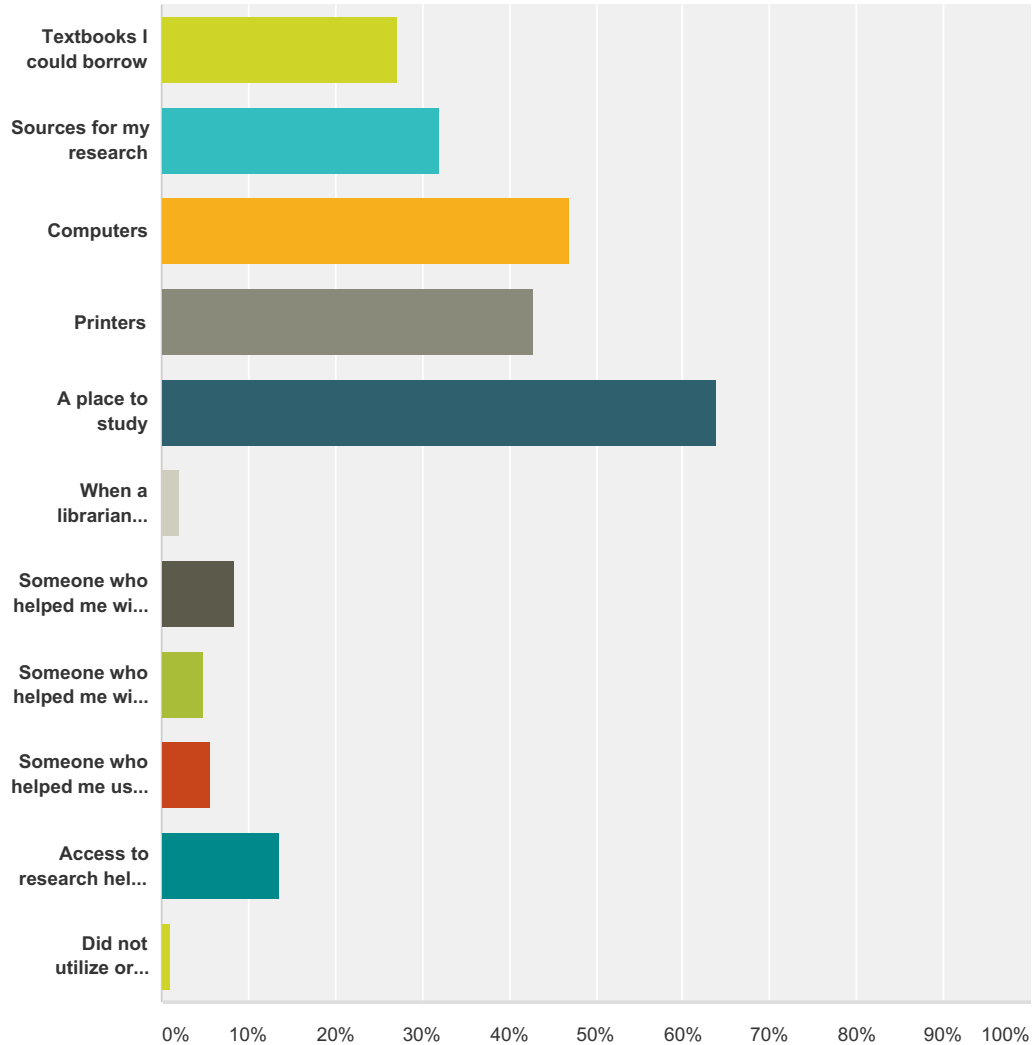
Answered: 689 Skipped: 10



	More than once a week	Once a week	Once a month	Once or twice a semester	Did not visit the library this year	Total
In person, in the Library building (LARC 1st floor)	32.51% 224	20.61% 142	11.76% 81	20.32% 140	14.80% 102	689
Online visit to the Library website	11.61% 80	11.61% 80	15.24% 105	26.71% 184	34.83% 240	689

### Q3 In the 2015-2016 school year, what three things from the LAVC Library helped you the most?

Answered: 652 Skipped: 47



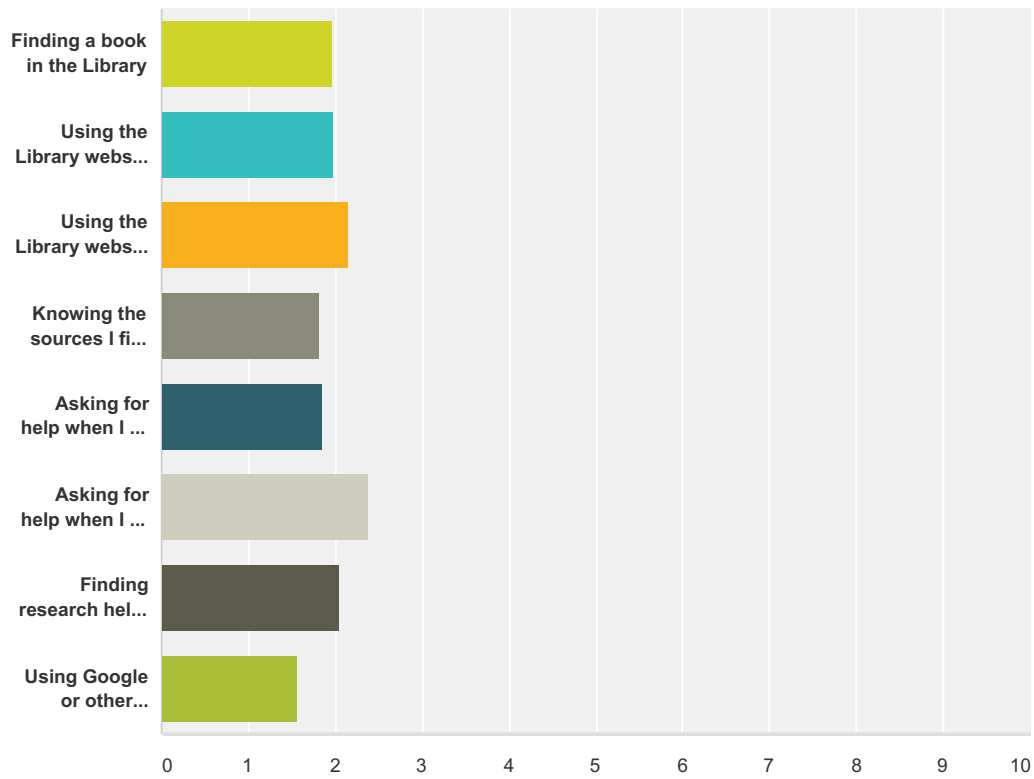
Answer Choices	Responses
Textbooks I could borrow	27.15% 177
Sources for my research	31.90% 208
Computers	46.93% 306
Printers	42.79% 279
A place to study	63.96% 417
When a librarian taught my class for a day	2.15% 14
Someone who helped me with my research/homework	8.28% 54
Someone who helped me with other school-related things	4.75% 31

## Library Survey (Spring 2016)

Someone who helped me use computers, printers, or copiers, or other technology	5.67%	37
Access to research help through the Library website	13.50%	88
Did not utilize or visit the Library	1.07%	7
<b>Total Respondents: 652</b>		

### Q5 Please rate your level of confidence in using the LAVC Library.

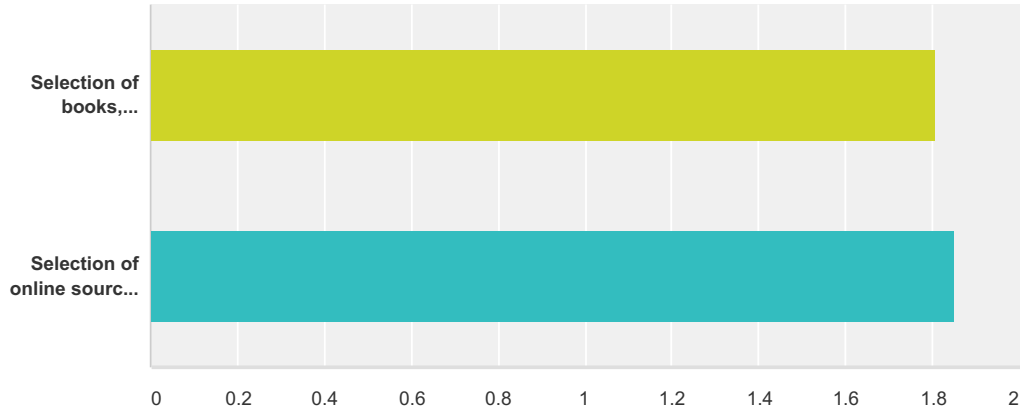
Answered: 622 Skipped: 77



	Extremely Confident	Confident	Somewhat Confident	Not at all Confident	Total	Weighted Average
Finding a book in the Library	32.96% 204	43.30% 268	17.45% 108	6.30% 39	619	1.97
Using the Library website to find sources when I am on campus	31.97% 195	44.92% 274	15.74% 96	7.38% 45	610	1.99
Using the Library website to find sources when I am NOT on campus	27.38% 167	40.33% 246	22.62% 138	9.67% 59	610	2.15
Knowing the sources I find are appropriate for college	38.07% 233	46.24% 283	11.93% 73	3.76% 23	612	1.81
Asking for help when I am on campus	38.20% 233	42.30% 258	14.59% 89	4.92% 30	610	1.86
Asking for help when I am NOT on campus	19.80% 121	35.68% 218	30.28% 185	14.24% 87	611	2.39
Finding research help on the Library website that I can read or watch at my own pace	29.80% 183	43.16% 265	19.87% 122	7.17% 44	614	2.04
Using Google or other websites to figure things out on my own	55.16% 337	35.68% 218	6.87% 42	2.29% 14	611	1.56

**Q6 Please rate your level of satisfaction with the research materials the Library offers.**

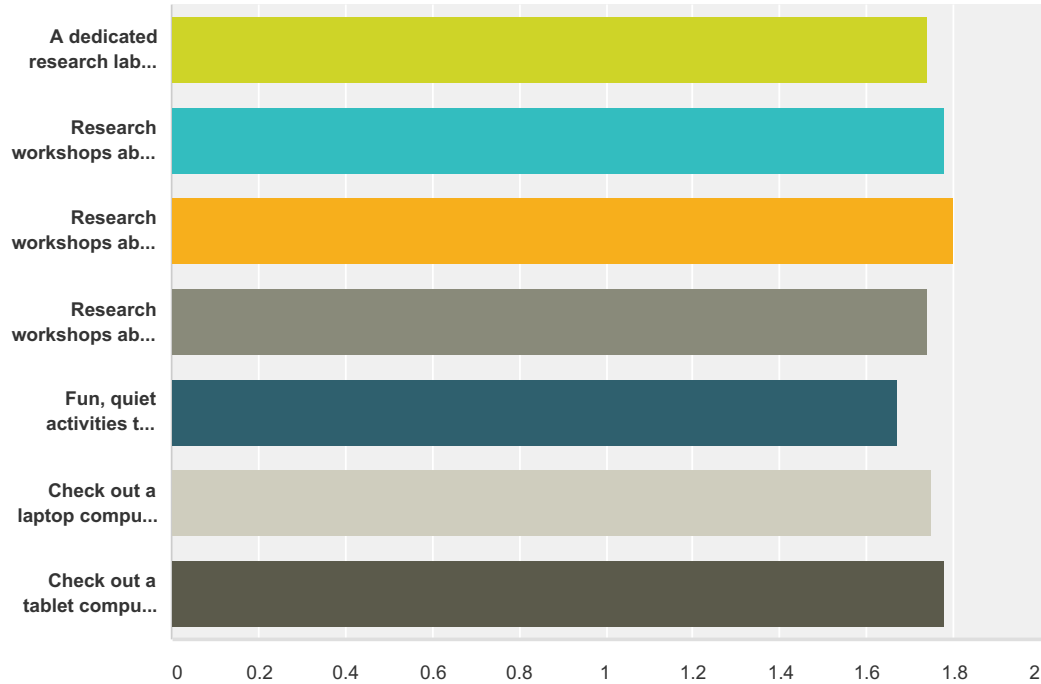
Answered: 606 Skipped: 93



	Extremely Satisfied	Satisfied	Somewhat Dissatisfied	Not at all Satisfied	Total	Weighted Average
Selection of books, magazines, journals, and newspapers in the Library	31.52% 191	58.09% 352	8.09% 49	2.31% 14	606	1.81
Selection of online sources available through the Library website	30.17% 181	57.50% 345	9.50% 57	2.83% 17	600	1.85

### Q8 If the Library were to offer any of these new services, how likely would you be to use them?

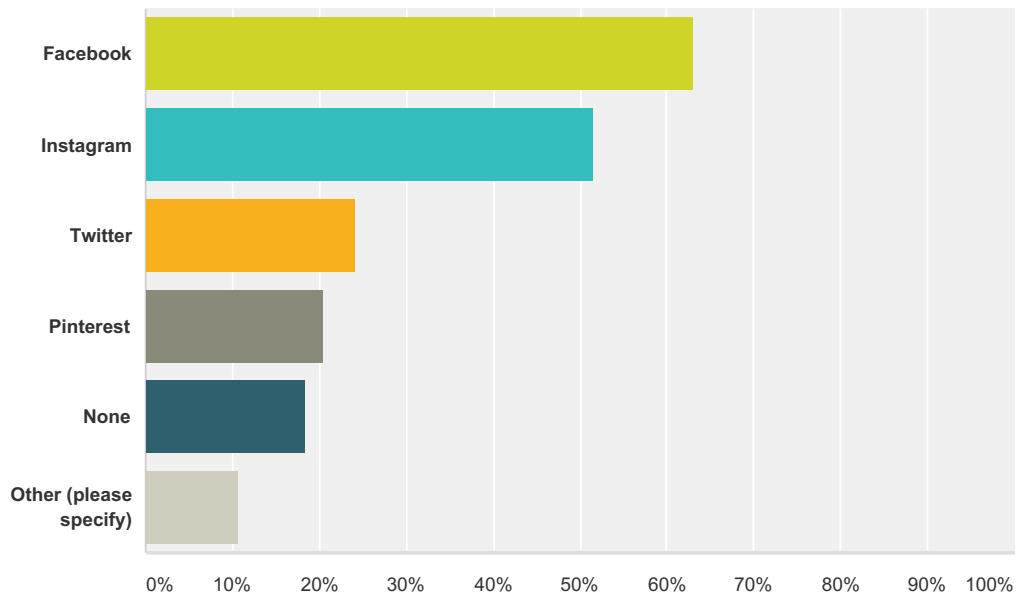
Answered: 596 Skipped: 103



	Extremely Likely	Likely	Not Likely	Total	Weighted Average
A dedicated research lab where students could meet one-on-one with a librarian on an appointment or drop-in basis (similar to tutoring, but for research help)	41.29% 244	42.98% 254	15.74% 93	591	1.74
Research workshops about finding and developing a topic	41.91% 246	38.33% 225	19.76% 116	587	1.78
Research workshops about how to find sources	38.71% 228	42.28% 249	19.02% 112	589	1.80
Research workshops about citations and references	41.98% 246	41.64% 244	16.38% 96	586	1.74
Fun, quiet activities to reduce stress around finals time	50.51% 298	32.20% 190	17.29% 102	590	1.67
Check out a laptop computer (to use inside the Library only)	46.87% 277	30.96% 183	22.17% 131	591	1.75
Check out a tablet computer (to use inside the Library only)	44.80% 263	32.03% 188	23.17% 136	587	1.78

### Q9 What social media sites or apps do you regularly use? (Check all that apply)

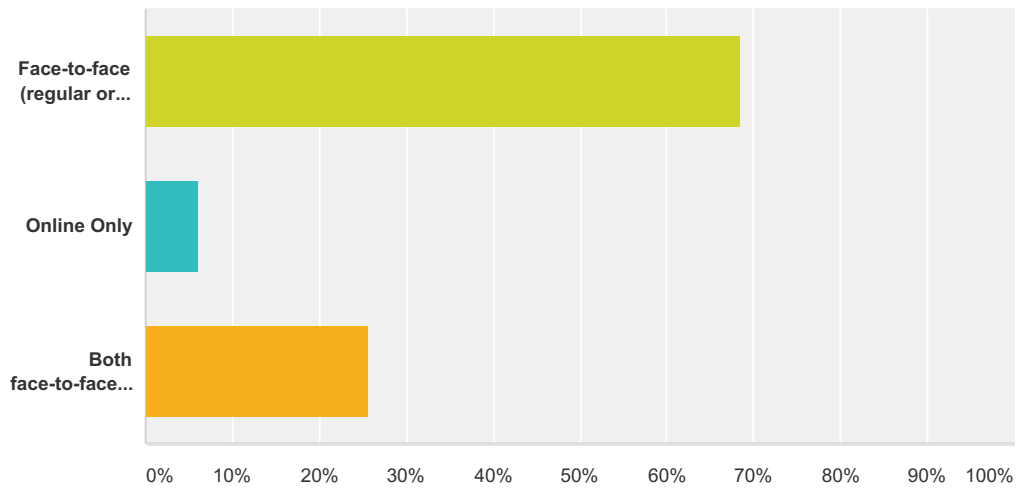
Answered: 590 Skipped: 109



Answer Choices	Responses	Count
Facebook	63.05%	372
Instagram	51.53%	304
Twitter	24.24%	143
Pinterest	20.51%	121
None	18.47%	109
Other (please specify)	10.68%	63
<b>Total Respondents: 590</b>		

### Q10 In the 2015-2016 school year, How did you take your LAVC classes?

Answered: 566 Skipped: 133

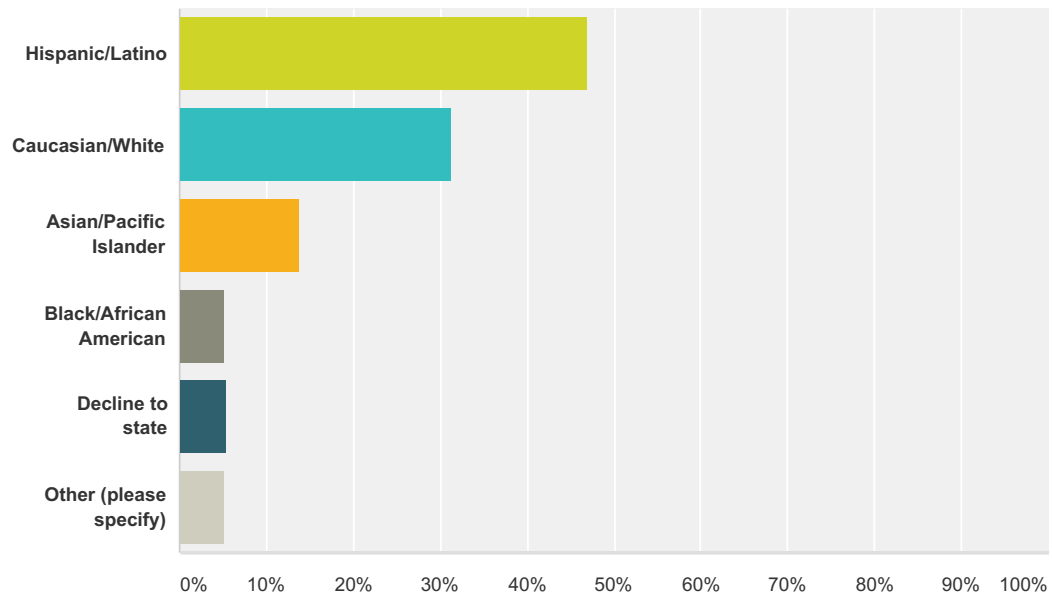


Answer Choices	Responses
Face-to-face (regular or hybrid classes)	68.37% 387
Online Only	6.01% 34
Both face-to-face and online only classes	25.62% 145
<b>Total</b>	<b>566</b>



### Q11 What is your ethnicity? (Check all that apply)

Answered: 562 Skipped: 137



Answer Choices	Responses
Hispanic/Latino	46.98% 264
Caucasian/White	31.32% 176
Asian/Pacific Islander	13.70% 77
Black/African American	5.16% 29
Decline to state	5.52% 31
Other (please specify)	5.16% 29
<b>Total Respondents: 562</b>	