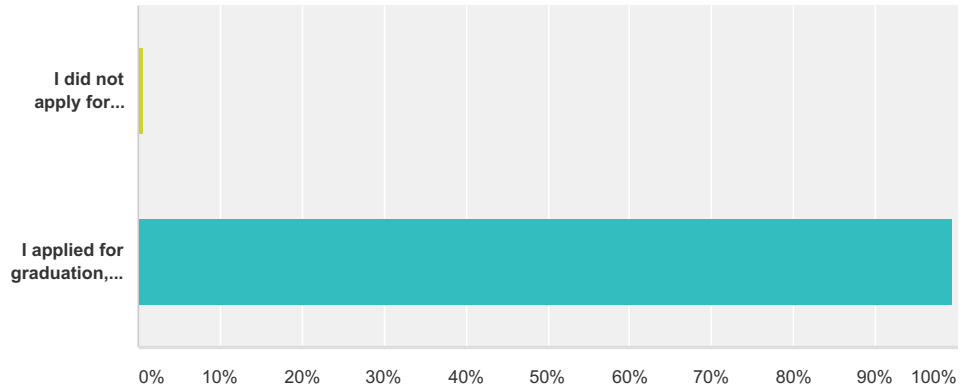


### Q1 Which statement best describes you?

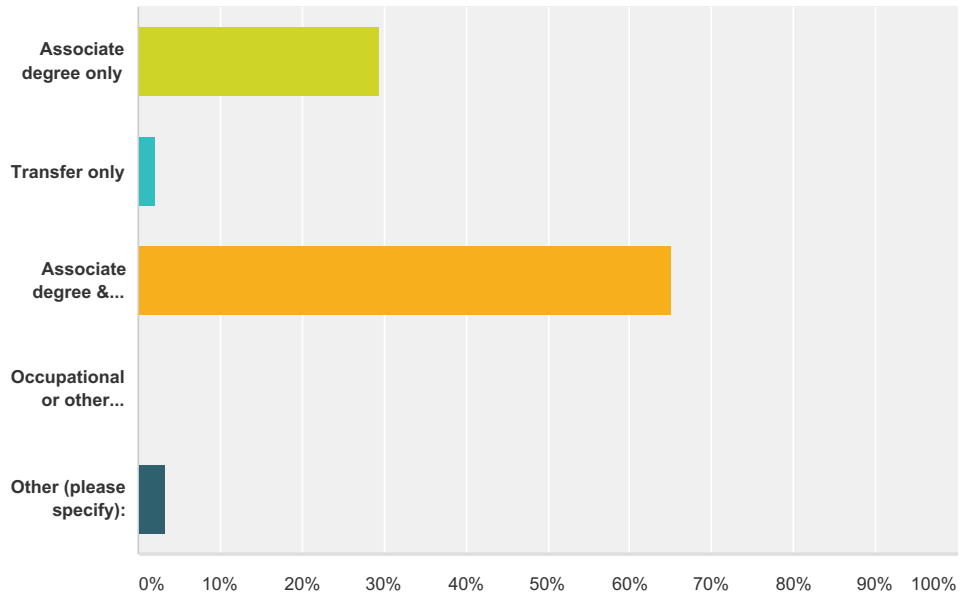
Answered: 154 Skipped: 0



Answer Choices	Responses
I did not apply for graduation, degree, certificate or transfer. (END SURVEY)	0.65% 1
I applied for graduation, degree, certificate, transfer etc. (CONTINUE SURVEY)	99.35% 153
<b>Total</b>	<b>154</b>

### Q2 What educational goal(s) did you recently complete? (Select one.)

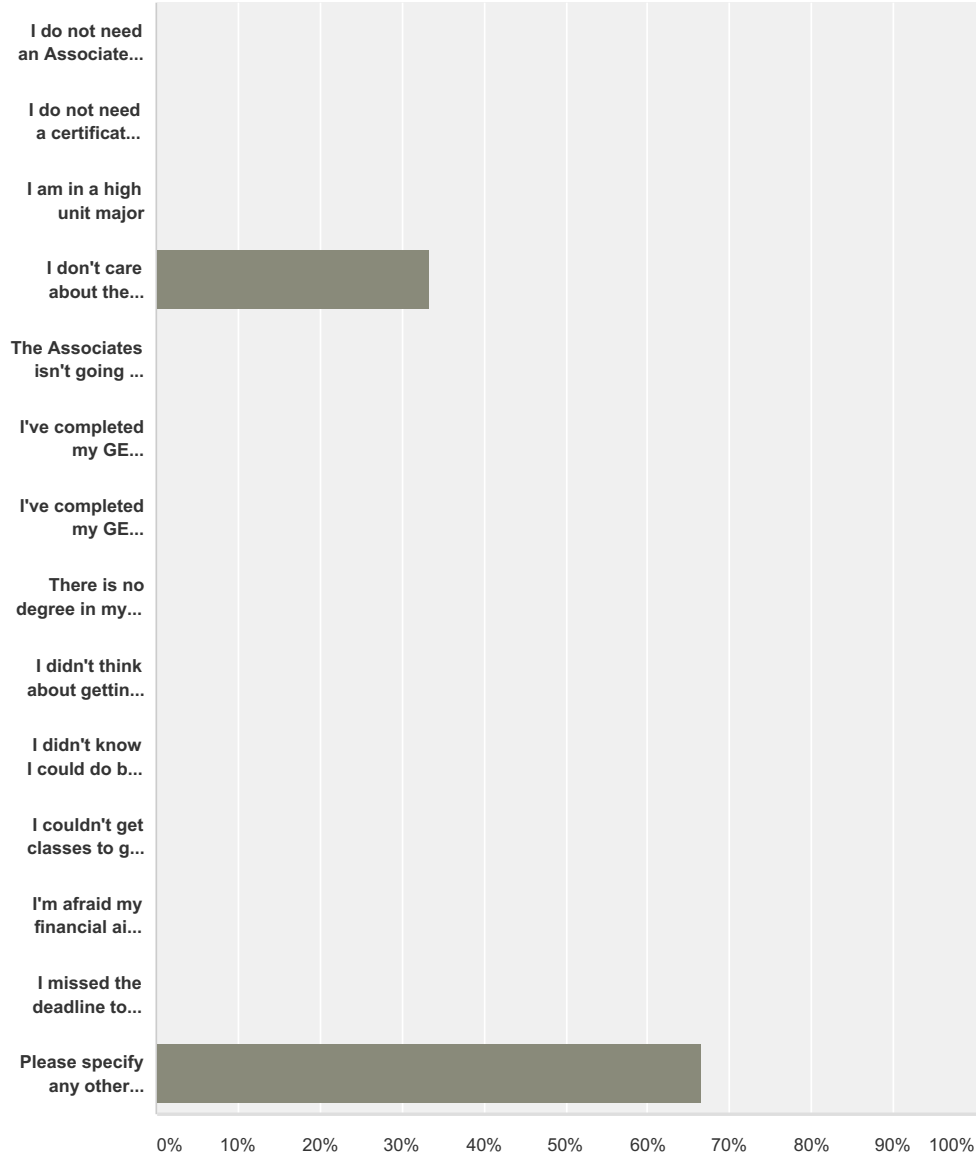
Answered: 149 Skipped: 5



Answer Choices	Responses	
Associate degree only	29.53%	44
Transfer only	2.01%	3
Associate degree & transfer	65.10%	97
Occupational or other certificate	0.00%	0
Other (please specify):	3.36%	5
<b>Total</b>		<b>149</b>

**Q3 You indicated that you would [Q2]. Please indicate why you did not choose to also get a degree or certificate before you transfer. (Mark all that apply.)**

Answered: 3 Skipped: 151



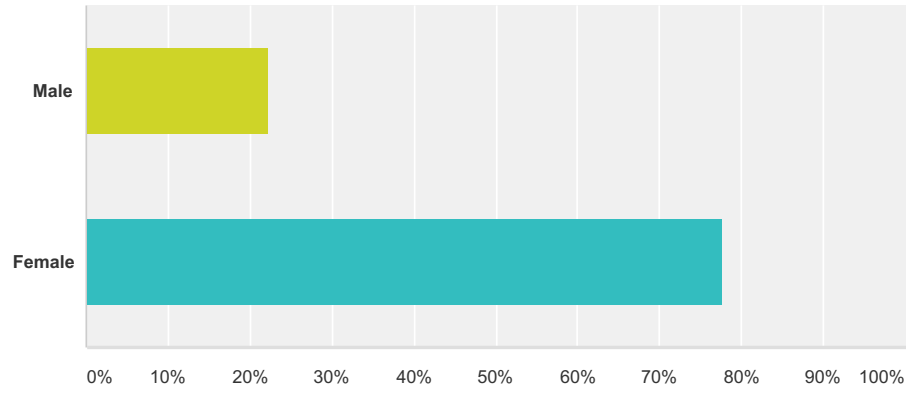
Answer Choices	Responses
I do not need an Associates to transfer	0.00% 0
I do not need a certificate to transfer	0.00% 0
I am in a high unit major	0.00% 0
I don't care about the Associates, just the bachelors	33.33% 1
The Associates isn't going to do anything for me	0.00% 0
I've completed my GE requirements but don't want to take additional classes (in major)	0.00% 0

## LAVC Graduation, Transfer, Exit Survey 2015-16

I've completed my GE requirements but don't want to take additional classes (Health & PE)	0.00%	0
There is no degree in my major	0.00%	0
I didn't think about getting an Associates degree	0.00%	0
I didn't know I could do both (transfer & get an Associates)	0.00%	0
I couldn't get classes to get the the Associates	0.00%	0
I'm afraid my financial aid will be affected	0.00%	0
I missed the deadline to apply	0.00%	0
Please specify any other reason for transfer only not indicated above	66.67%	2
<b>Total Respondents: 3</b>		

### Q4 Are you...?

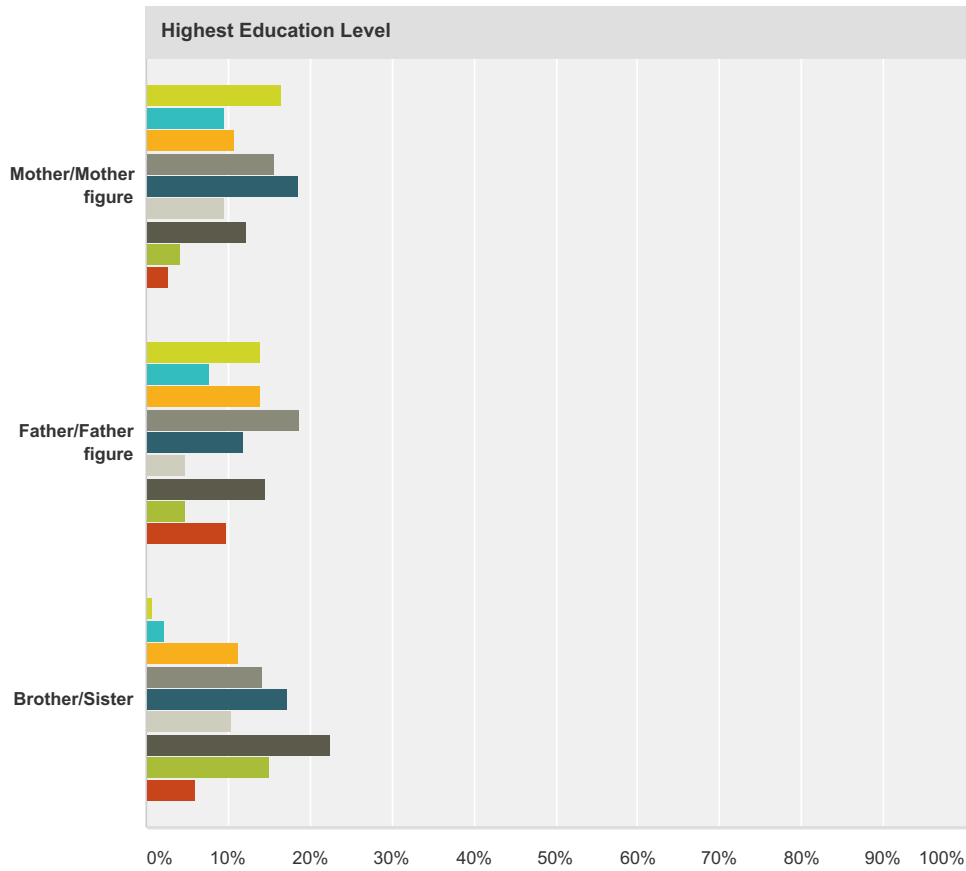
Answered: 143 Skipped: 11



Answer Choices	Responses
Male	22.38% 32
Female	77.62% 111
<b>Total</b>	<b>143</b>

### Q5 What is the highest level of education that your family members have achieved?

Answered: 146 Skipped: 8

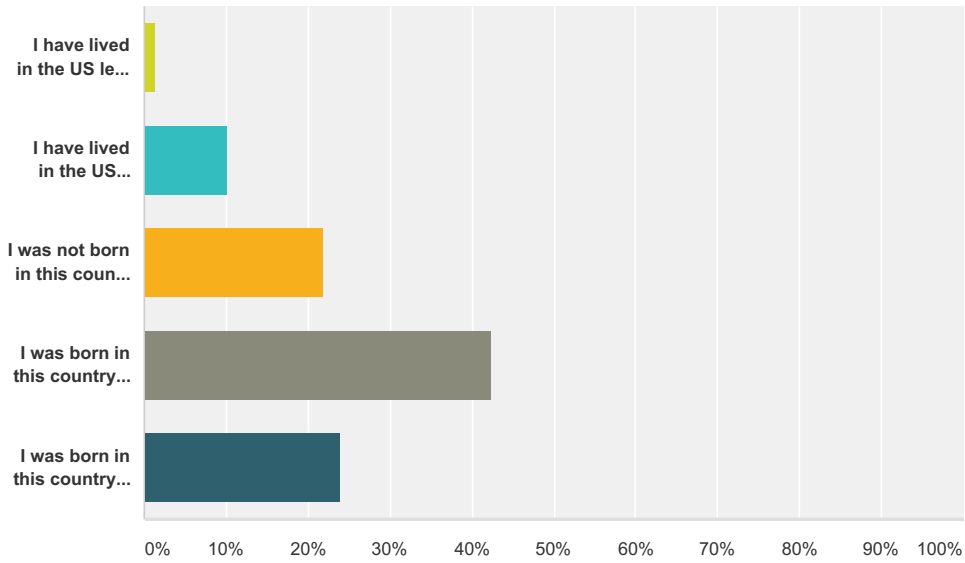


- Elementary school or less (grades 1-6)
- Middle school (grades 7-8)
- Some high school/secondary school but did not graduate
- completed high school/secondary school
- Some college but no degree
- Two-year college degree
- Four-year college degree
- Advanced degree (graduate or professional)
- Not applicable/Don't know

Highest Education Level										
	Elementary school or less (grades 1-6)	Middle school (grades 7-8)	Some high school/secondary school but did not graduate	completed high school/secondary school	Some college but no degree	Two-year college degree	Four-year college degree	Advanced degree (graduate or professional)	Not applicable/Don't know	Total
Mother/Mother figure	16.44% 24	9.59% 14	10.96% 16	15.75% 23	18.49% 27	9.59% 14	12.33% 18	4.11% 6	2.74% 4	146
Father/Father figure	13.89% 20	7.64% 11	13.89% 20	18.75% 27	11.81% 17	4.86% 7	14.58% 21	4.86% 7	9.72% 14	144
Brother/Sister	0.75% 1	2.26% 3	11.28% 15	14.29% 19	17.29% 23	10.53% 14	22.56% 30	15.04% 20	6.02% 8	133

**Q6 Choose the response that best describes the length of time you and your family have lived in the United States.**

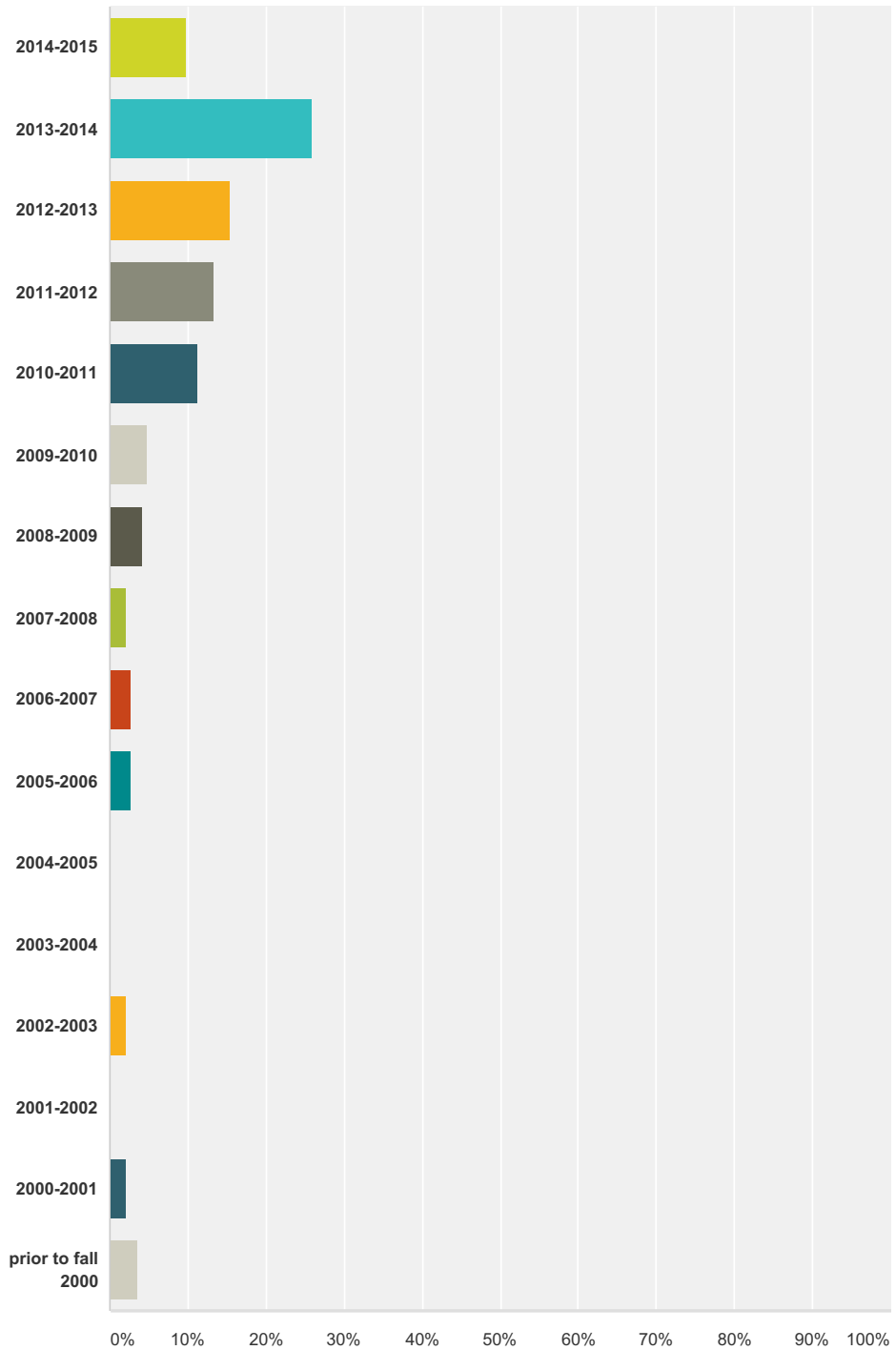
Answered: 146 Skipped: 8



Answer Choices	Responses
I have lived in the US less than 5 years	1.37% 2
I have lived in the US between 5 and 10 years	10.27% 15
I was not born in this country but I have lived here more than 10 years	21.92% 32
I was born in this country but both of my parents were not	42.47% 62
I was born in this country and at least one of my parents was born here	23.97% 35
<b>Total</b>	<b>146</b>

### Q7 When did you begin your studies at LAVC?

Answered: 143 Skipped: 11



Answer Choices	Responses
2014-2015	9.79% 14
2013-2014	25.87% 37
2012-2013	15.38% 22

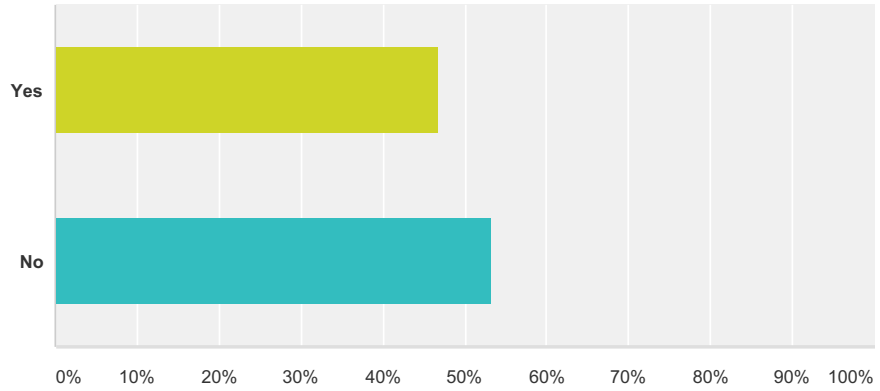


## LAVC Graduation, Transfer, Exit Survey 2015-16

2011-2012	13.29%	19
2010-2011	11.19%	16
2009-2010	4.90%	7
2008-2009	4.20%	6
2007-2008	2.10%	3
2006-2007	2.80%	4
2005-2006	2.80%	4
2004-2005	0.00%	0
2003-2004	0.00%	0
2002-2003	2.10%	3
2001-2002	0.00%	0
2000-2001	2.10%	3
prior to fall 2000	3.50%	5
<b>Total</b>		<b>143</b>

### Q8 Was your education interrupted for 5 years or more since high school?

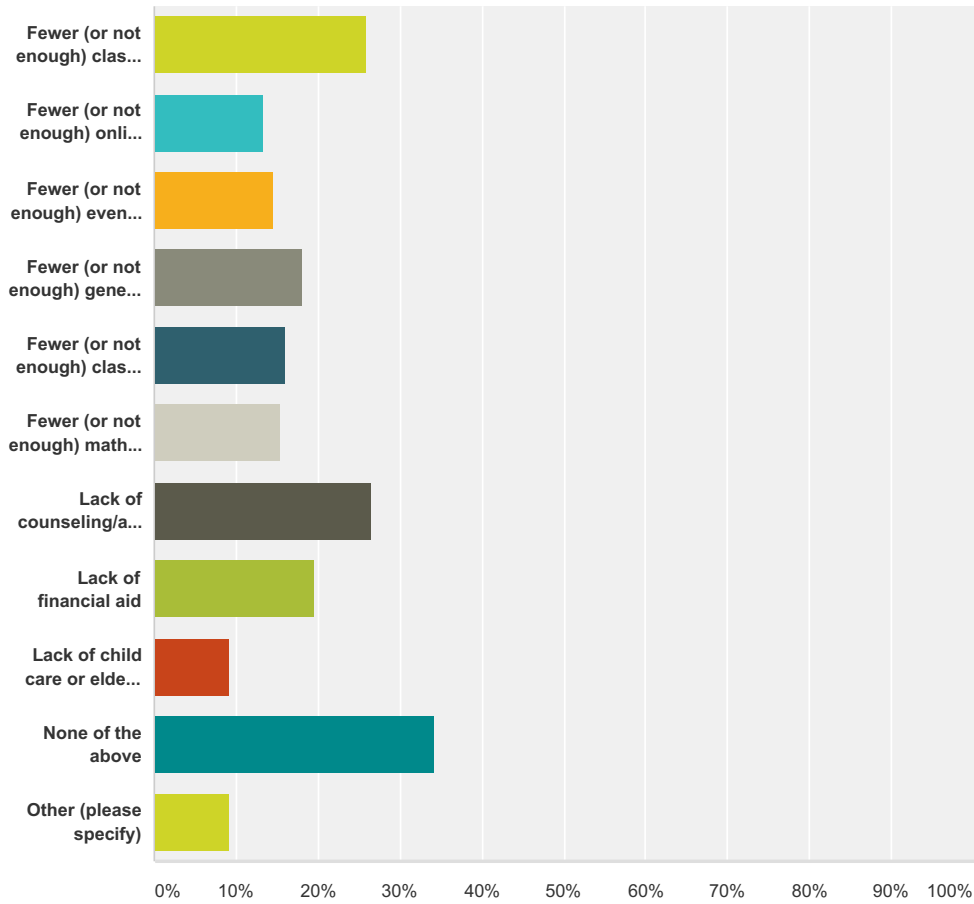
Answered: 143 Skipped: 11



Answer Choices	Responses
Yes	46.85% 67
No	53.15% 76
<b>Total</b>	<b>143</b>

**Q9 Have any of the following delayed your ability to achieve your educational goal(s) while at LAVC? Mark all that apply.**

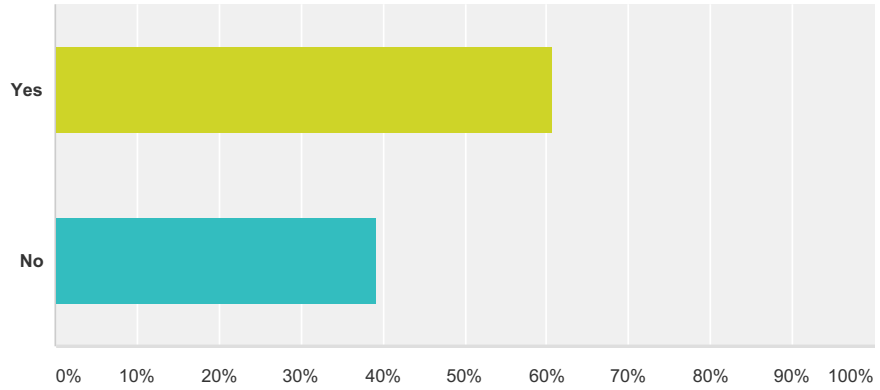
Answered: 143 Skipped: 11



Answer Choices	Responses
Fewer (or not enough) classes being offered overall	25.87% 37
Fewer (or not enough) online classes being offered	13.29% 19
Fewer (or not enough) evening classes being offered	14.69% 21
Fewer (or not enough) general education classes being offered	18.18% 26
Fewer (or not enough) classes being offered in my major	16.08% 23
Fewer (or not enough) math or English classes being offered	15.38% 22
Lack of counseling/advising on what classes I needed to take	26.57% 38
Lack of financial aid	19.58% 28
Lack of child care or elder care resources	9.09% 13
None of the above	34.27% 49
Other (please specify)	9.09% 13
<b>Total Respondents: 143</b>	

**Q10 Have you needed to attend another community college to complete your graduation/transfer requirements?**

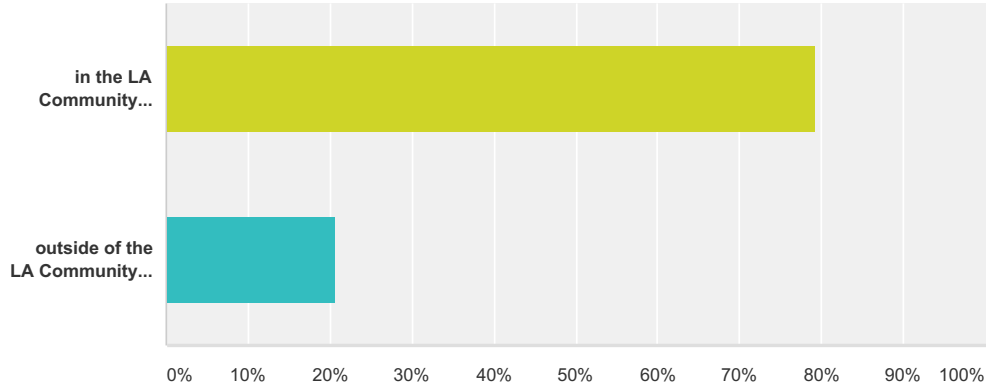
Answered: 143 Skipped: 11



Answer Choices	Responses	
Yes	60.84%	87
No	39.16%	56
<b>Total</b>		<b>143</b>

### Q11 Was that college ...?

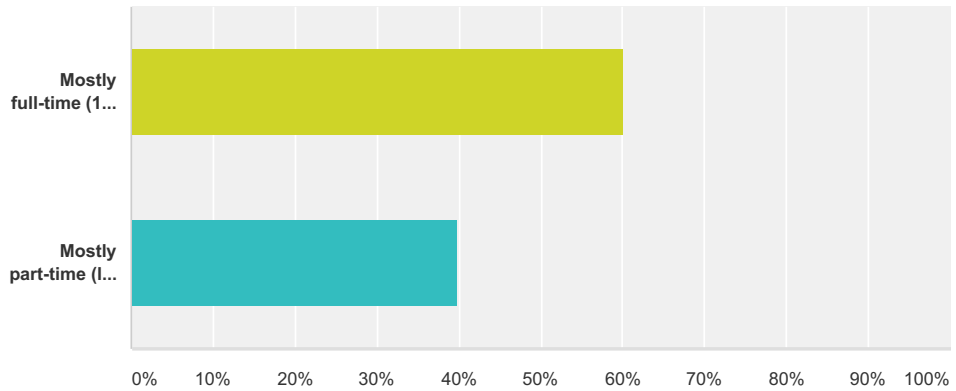
Answered: 87 Skipped: 67



Answer Choices	Responses
in the LA Community College District (e.g. ELAC, LACC, LAHC, LAMC, LASC, LATTC, Pierce, WLAC)	79.31% 69
outside of the LA Community College District	20.69% 18
<b>Total</b>	<b>87</b>

### Q12 Which of the following best describes your status while attending Valley College?

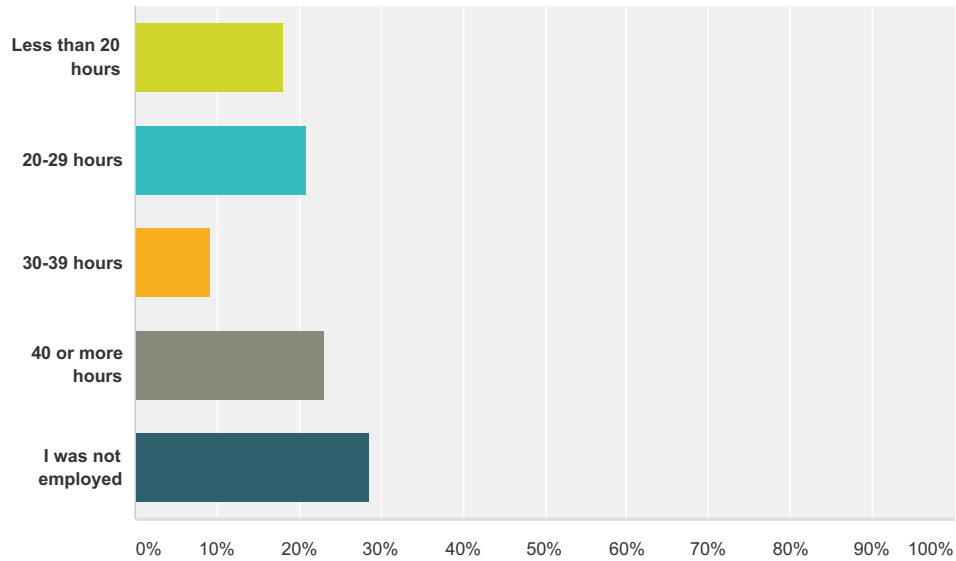
Answered: 143 Skipped: 11



Answer Choices	Responses	Count
Mostly full-time (12 or more units)	60.14%	86
Mostly part-time (less than 12 units)	39.86%	57
<b>Total</b>		<b>143</b>

**Q13 On average, how many hours per week were you employed during your attendance at LAVC?**

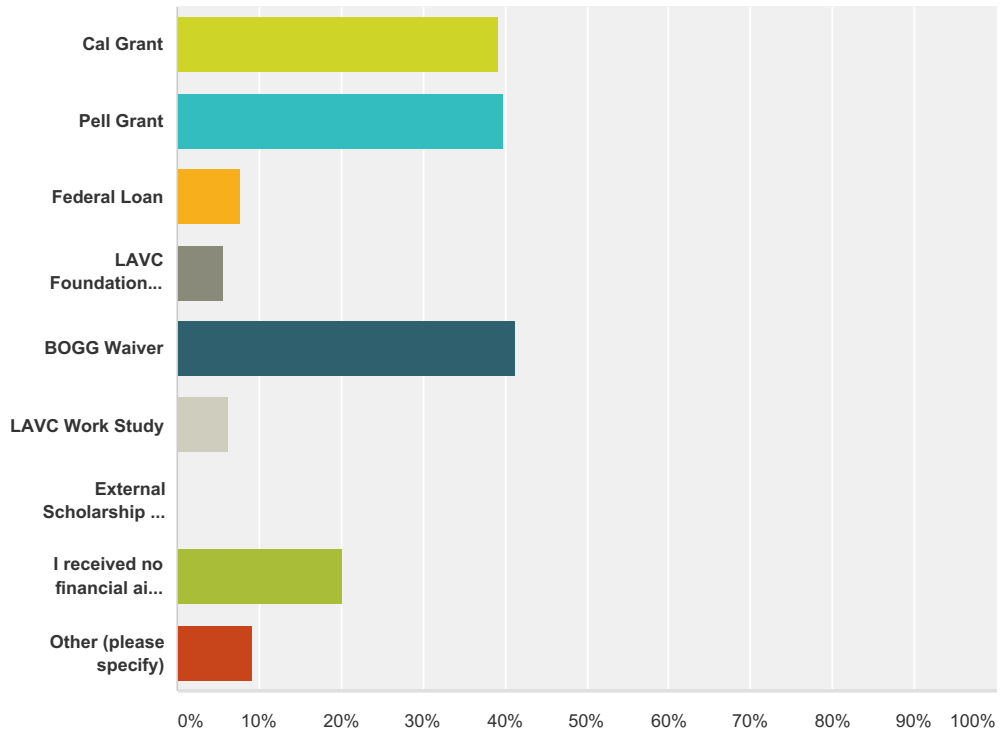
Answered: 143 Skipped: 11



Answer Choices	Responses
Less than 20 hours	18.18% 26
20-29 hours	20.98% 30
30-39 hours	9.09% 13
40 or more hours	23.08% 33
I was not employed	28.67% 41
<b>Total</b>	<b>143</b>

**Q14 Did you receive financial aid while at LAVC? (Mark all that apply).**

Answered: 143 Skipped: 11



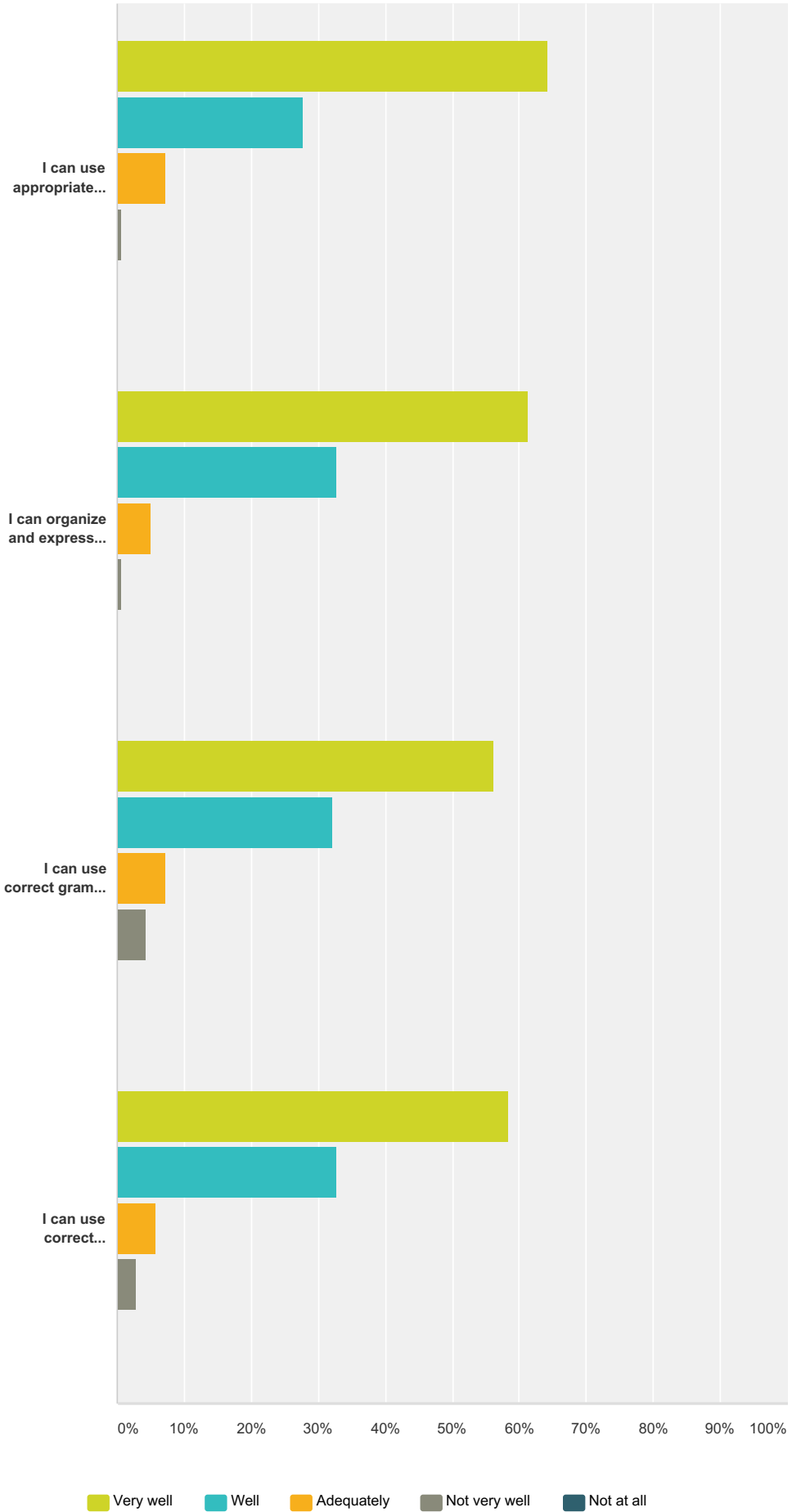
Answer Choices	Responses
Cal Grant	39.16% 56
Pell Grant	39.86% 57
Federal Loan	7.69% 11
LAVC Foundation Scholarship	5.59% 8
BOGG Waiver	41.26% 59
LAVC Work Study	6.29% 9
External Scholarship or Grant	0.00% 0
I received no financial aid while at LAVC	20.28% 29
Other (please specify)	9.09% 13
<b>Total Respondents: 143</b>	



**Q15 When I write in English,**

Answered: 137 Skipped: 17

LAVC Graduation, Transfer, Exit Survey 2015-16



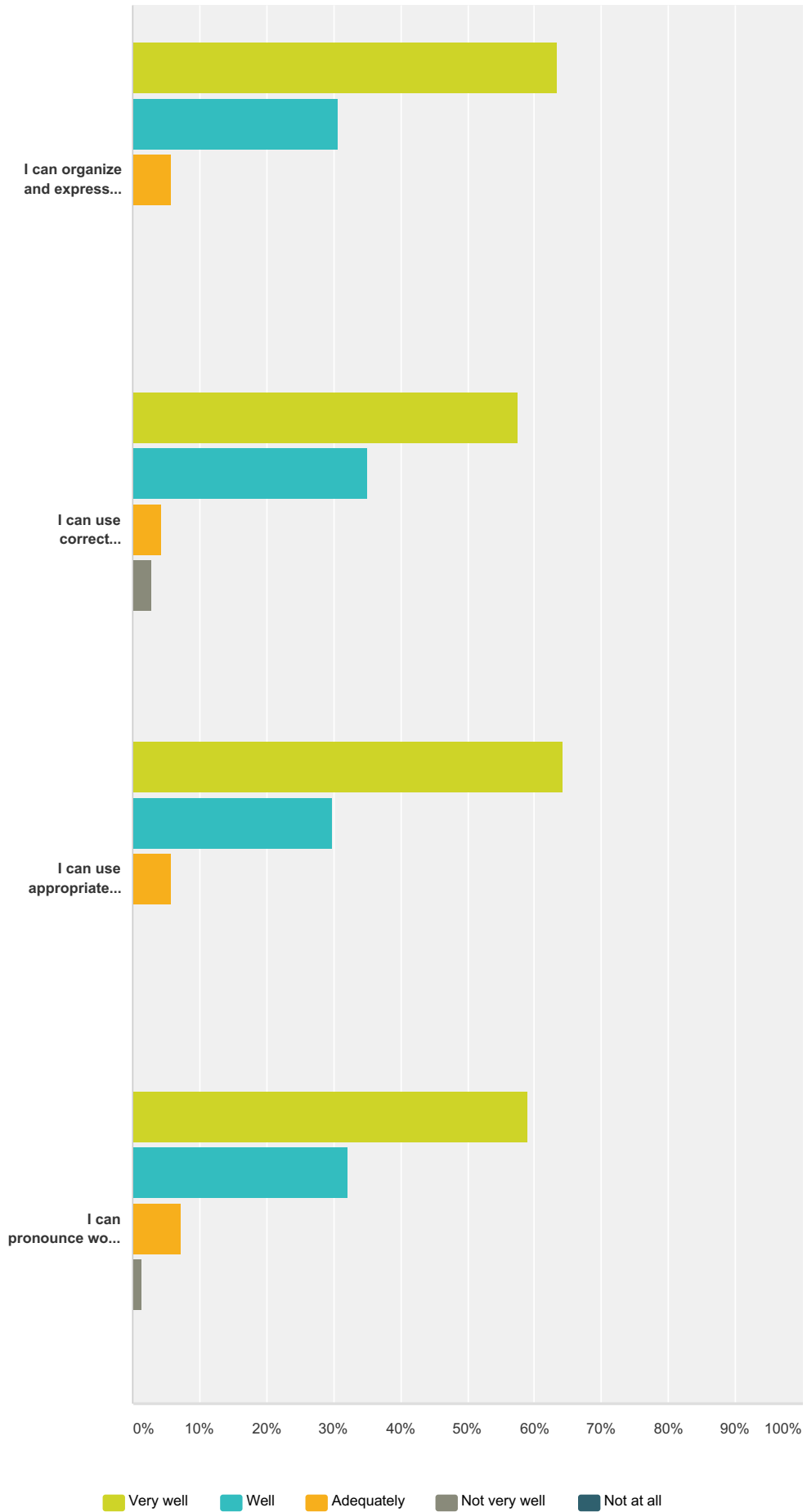
LAVC Graduation, Transfer, Exit Survey 2015-16

	Very well	Well	Adequately	Not very well	Not at all	Total
I can use appropriate vocabulary.	<b>64.23%</b> 88	<b>27.74%</b> 38	<b>7.30%</b> 10	<b>0.73%</b> 1	<b>0.00%</b> 0	137
I can organize and express knowledge and ideas clearly.	<b>61.31%</b> 84	<b>32.85%</b> 45	<b>5.11%</b> 7	<b>0.73%</b> 1	<b>0.00%</b> 0	137
I can use correct grammar and punctuation.	<b>56.20%</b> 77	<b>32.12%</b> 44	<b>7.30%</b> 10	<b>4.38%</b> 6	<b>0.00%</b> 0	137
I can use correct spelling.	<b>58.39%</b> 80	<b>32.85%</b> 45	<b>5.84%</b> 8	<b>2.92%</b> 4	<b>0.00%</b> 0	137

**Q16 When I speak in English,**

Answered: 137 Skipped: 17

LAVC Graduation, Transfer, Exit Survey 2015-16

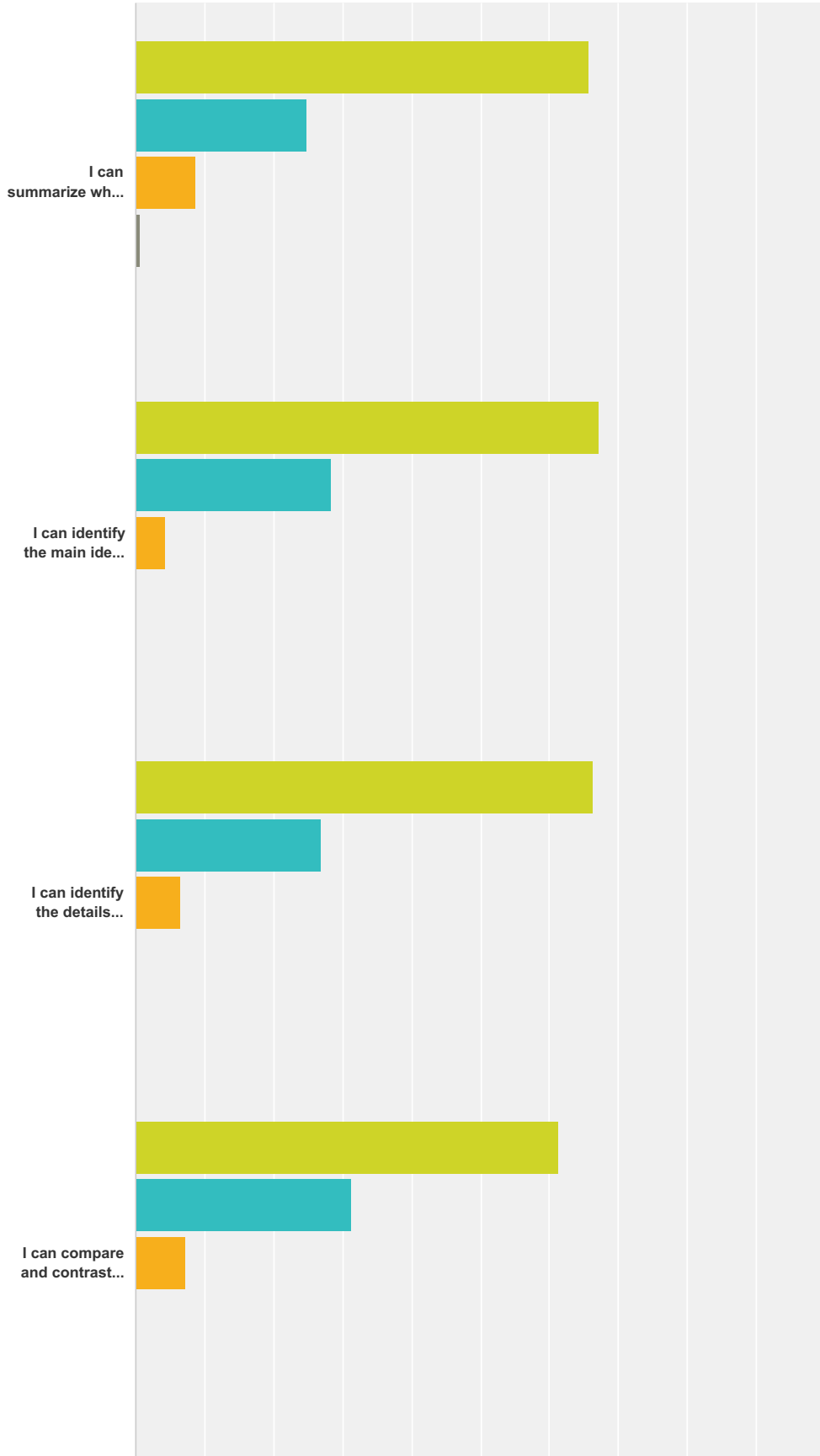


## LAVC Graduation, Transfer, Exit Survey 2015-16

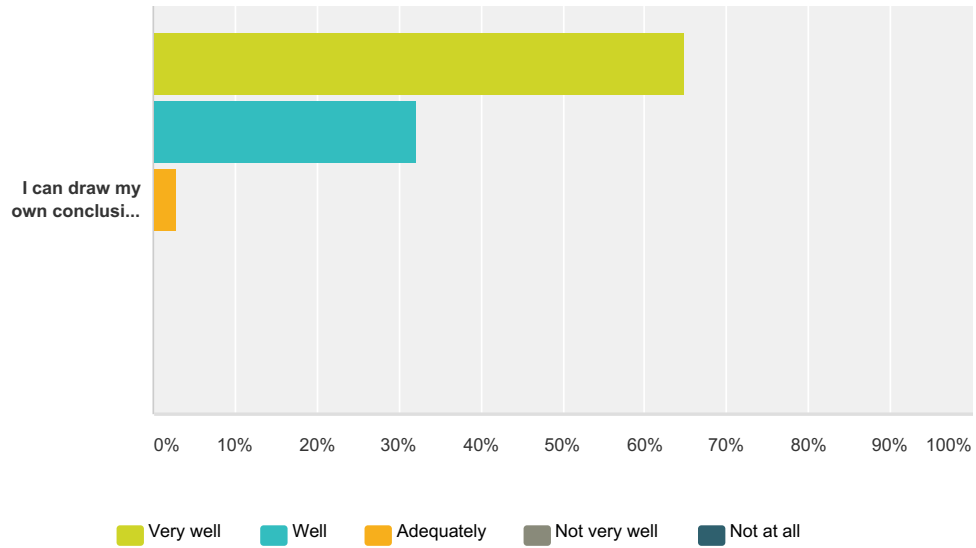
	Very well	Well	Adequately	Not very well	Not at all	Total
I can organize and express knowledge and ideas clearly and without difficulty.	<b>63.50%</b> 87	<b>30.66%</b> 42	<b>5.84%</b> 8	<b>0.00%</b> 0	<b>0.00%</b> 0	137
I can use correct grammar.	<b>57.66%</b> 79	<b>35.04%</b> 48	<b>4.38%</b> 6	<b>2.92%</b> 4	<b>0.00%</b> 0	137
I can use appropriate vocabulary.	<b>64.23%</b> 88	<b>29.93%</b> 41	<b>5.84%</b> 8	<b>0.00%</b> 0	<b>0.00%</b> 0	137
I can pronounce words accurately.	<b>59.12%</b> 81	<b>32.12%</b> 44	<b>7.30%</b> 10	<b>1.46%</b> 2	<b>0.00%</b> 0	137

### Q17 When I read in English,

Answered: 137 Skipped: 17



## LAVC Graduation, Transfer, Exit Survey 2015-16



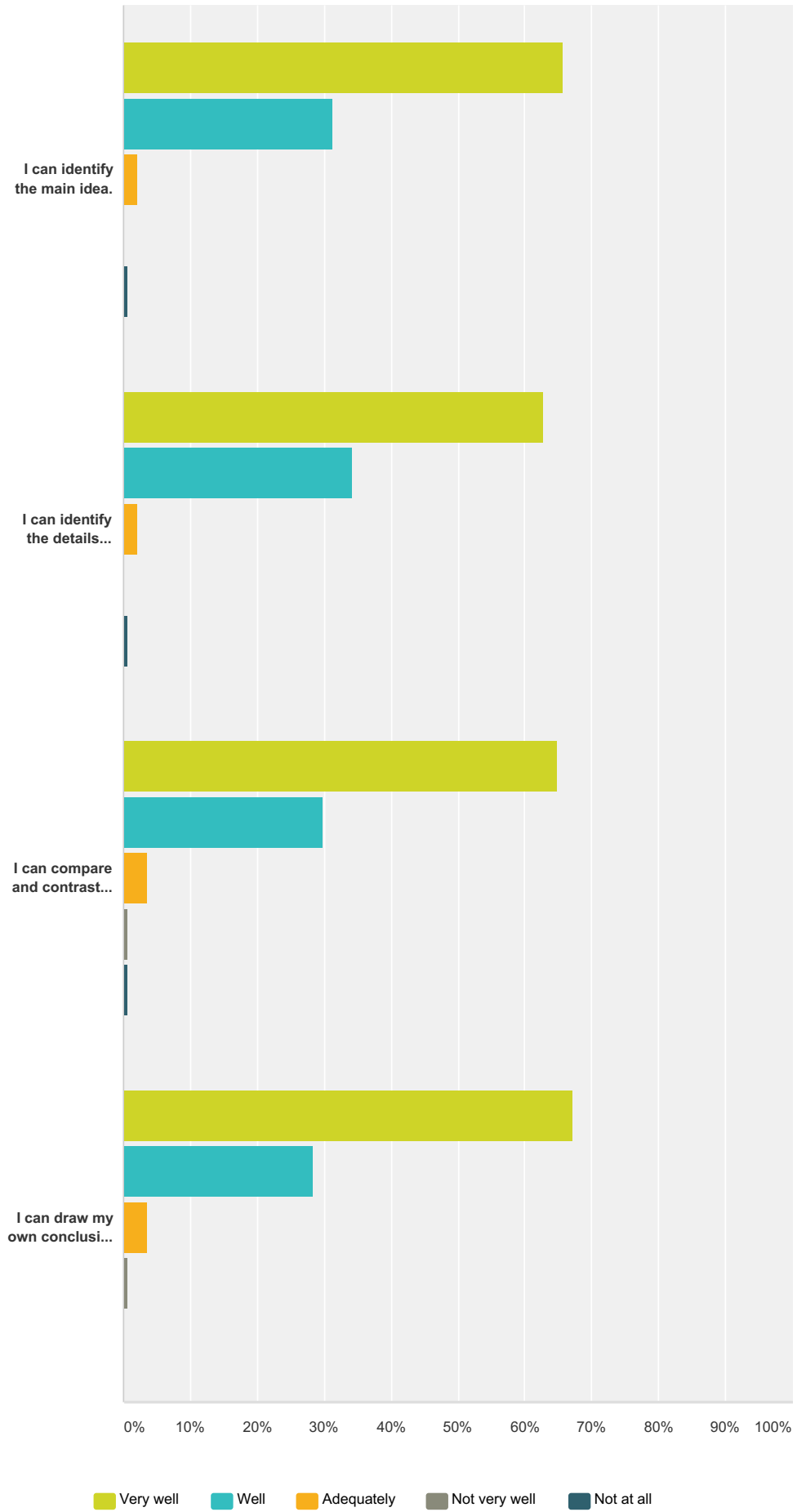
	Very well	Well	Adequately	Not very well	Not at all	Total
I can summarize what I have read.	65.69% 90	24.82% 34	8.76% 12	0.73% 1	0.00% 0	137
I can identify the main idea of what I have read.	67.15% 92	28.47% 39	4.38% 6	0.00% 0	0.00% 0	137
I can identify the details that support the main idea.	66.42% 91	27.01% 37	6.57% 9	0.00% 0	0.00% 0	137
I can compare and contrast the different elements presented.	61.31% 84	31.39% 43	7.30% 10	0.00% 0	0.00% 0	137
I can draw my own conclusions from what I have read.	64.96% 89	32.12% 44	2.92% 4	0.00% 0	0.00% 0	137



**Q18 When I listen to English speakers,**

Answered: 137 Skipped: 17

LAVC Graduation, Transfer, Exit Survey 2015-16

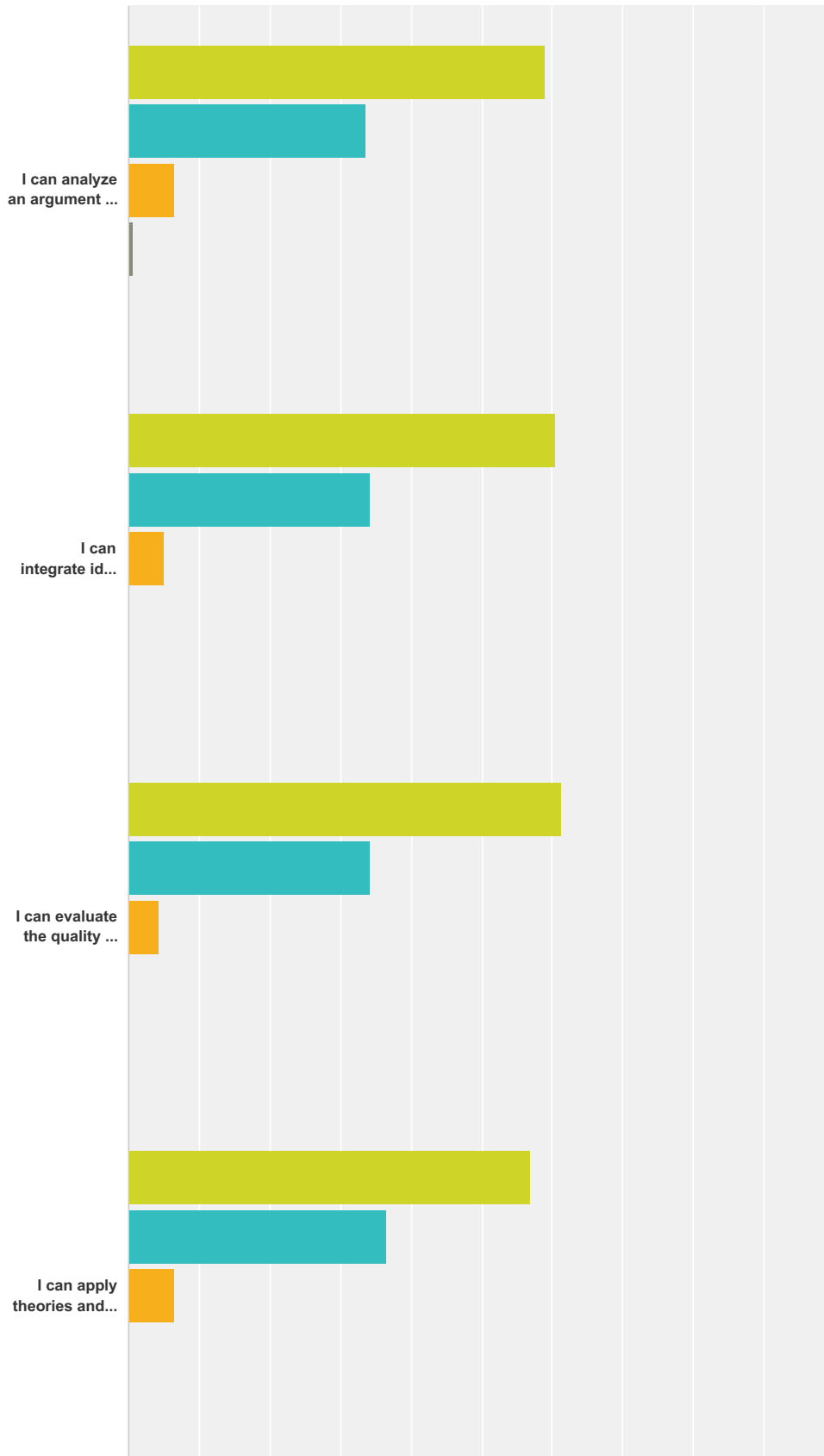


## LAVC Graduation, Transfer, Exit Survey 2015-16

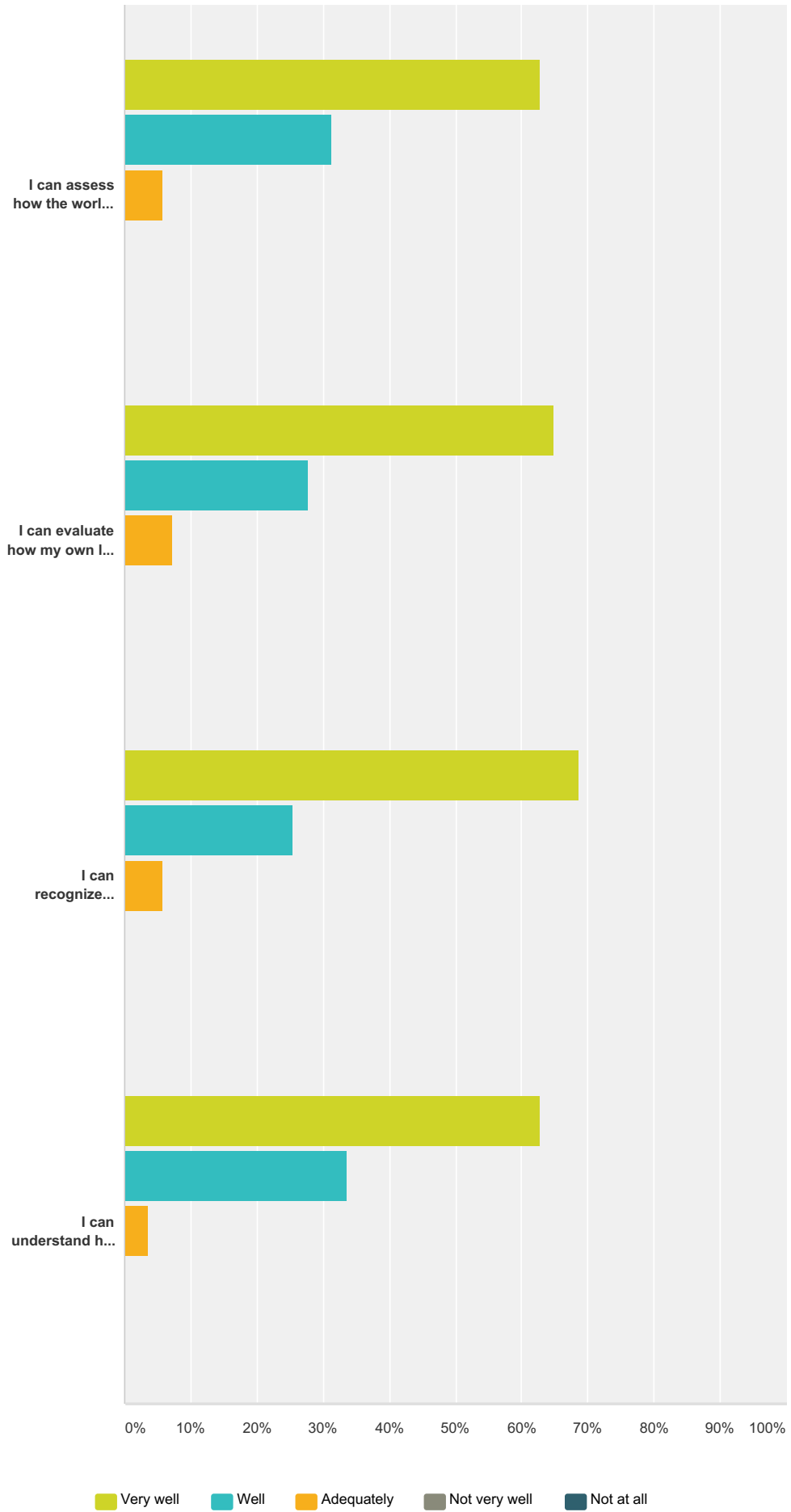
	Very well	Well	Adequately	Not very well	Not at all	Total
I can identify the main idea.	<b>65.69%</b> 90	<b>31.39%</b> 43	<b>2.19%</b> 3	<b>0.00%</b> 0	<b>0.73%</b> 1	137
I can identify the details that support the main idea.	<b>62.77%</b> 86	<b>34.31%</b> 47	<b>2.19%</b> 3	<b>0.00%</b> 0	<b>0.73%</b> 1	137
I can compare and contrast the different elements presented.	<b>64.96%</b> 89	<b>29.93%</b> 41	<b>3.65%</b> 5	<b>0.73%</b> 1	<b>0.73%</b> 1	137
I can draw my own conclusions from what I have heard.	<b>67.15%</b> 92	<b>28.47%</b> 39	<b>3.65%</b> 5	<b>0.73%</b> 1	<b>0.00%</b> 0	137

### Q19 Please rate your response to the following based on your education at LAVC

Answered: 137 Skipped: 17



LAVC Graduation, Transfer, Exit Survey 2015-16



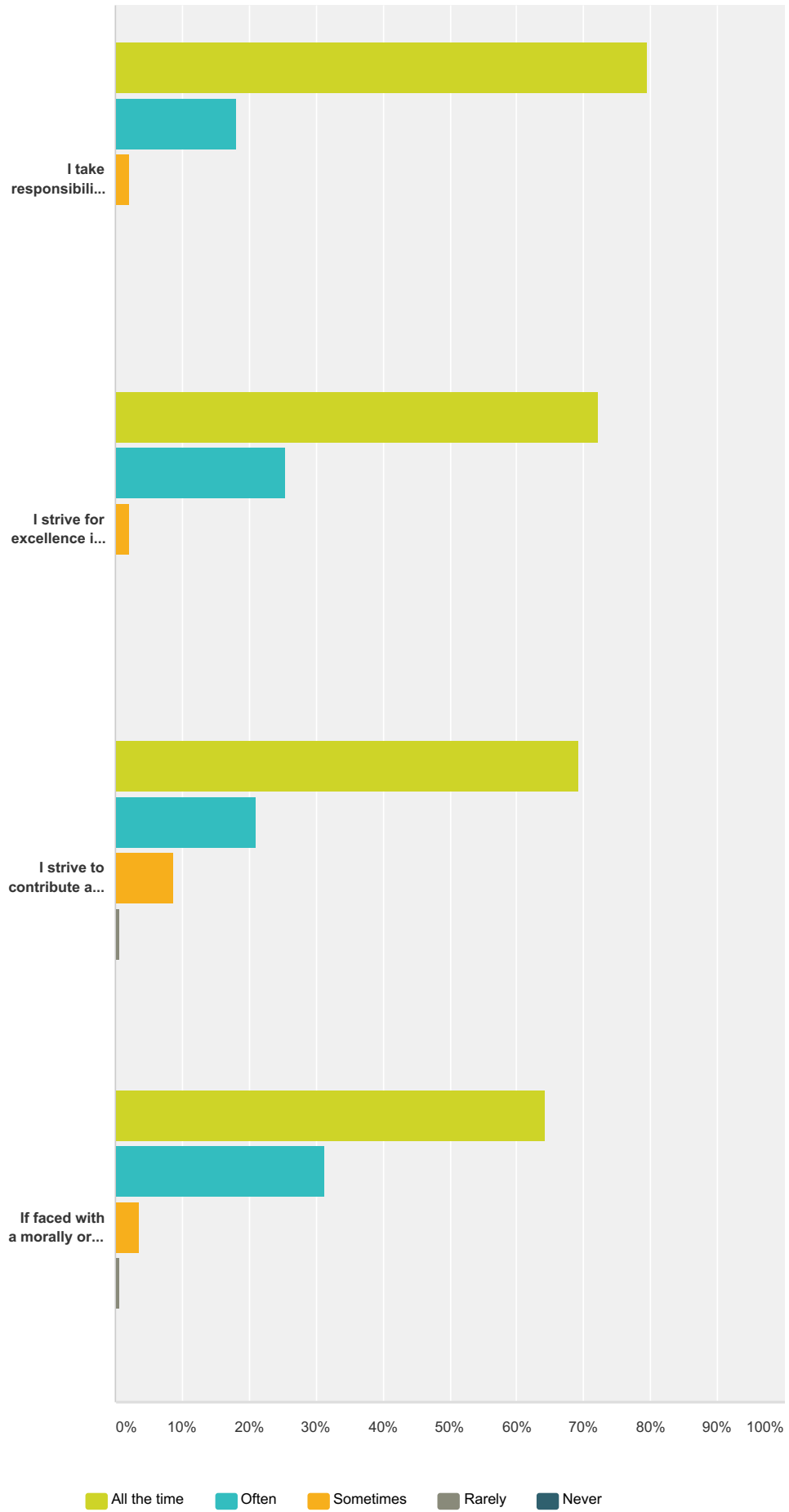
LAVC Graduation, Transfer, Exit Survey 2015-16

	<b>Very well</b>	<b>Well</b>	<b>Adequately</b>	<b>Not very well</b>	<b>Not at all</b>	<b>Total</b>
I can analyze an argument or idea:	<b>59.12%</b> 81	<b>33.58%</b> 46	<b>6.57%</b> 9	<b>0.73%</b> 1	<b>0.00%</b> 0	137
I can integrate ideas and information from multiple sources:	<b>60.58%</b> 83	<b>34.31%</b> 47	<b>5.11%</b> 7	<b>0.00%</b> 0	<b>0.00%</b> 0	137
I can evaluate the quality and usefulness of information:	<b>61.31%</b> 84	<b>34.31%</b> 47	<b>4.38%</b> 6	<b>0.00%</b> 0	<b>0.00%</b> 0	137
I can apply theories and concepts learned to solve problems or gain new understanding.	<b>56.93%</b> 78	<b>36.50%</b> 50	<b>6.57%</b> 9	<b>0.00%</b> 0	<b>0.00%</b> 0	137
I can assess how the world has been, and continues to be shaped by various world events (natural, social, cultural).	<b>62.77%</b> 86	<b>31.39%</b> 43	<b>5.84%</b> 8	<b>0.00%</b> 0	<b>0.00%</b> 0	137
I can evaluate how my own life has been or will be affected by these events.	<b>64.96%</b> 89	<b>27.74%</b> 38	<b>7.30%</b> 10	<b>0.00%</b> 0	<b>0.00%</b> 0	137
I can recognize similarities and differences between different cultures.	<b>68.61%</b> 94	<b>25.55%</b> 35	<b>5.84%</b> 8	<b>0.00%</b> 0	<b>0.00%</b> 0	137
I can understand how such similarities and differences cause people to interpret events in diverse ways.	<b>62.77%</b> 86	<b>33.58%</b> 46	<b>3.65%</b> 5	<b>0.00%</b> 0	<b>0.00%</b> 0	137

**Q20 Please rate your response to the following statements based on your education at LAVC**

Answered: 137 Skipped: 17

LAVC Graduation, Transfer, Exit Survey 2015-16



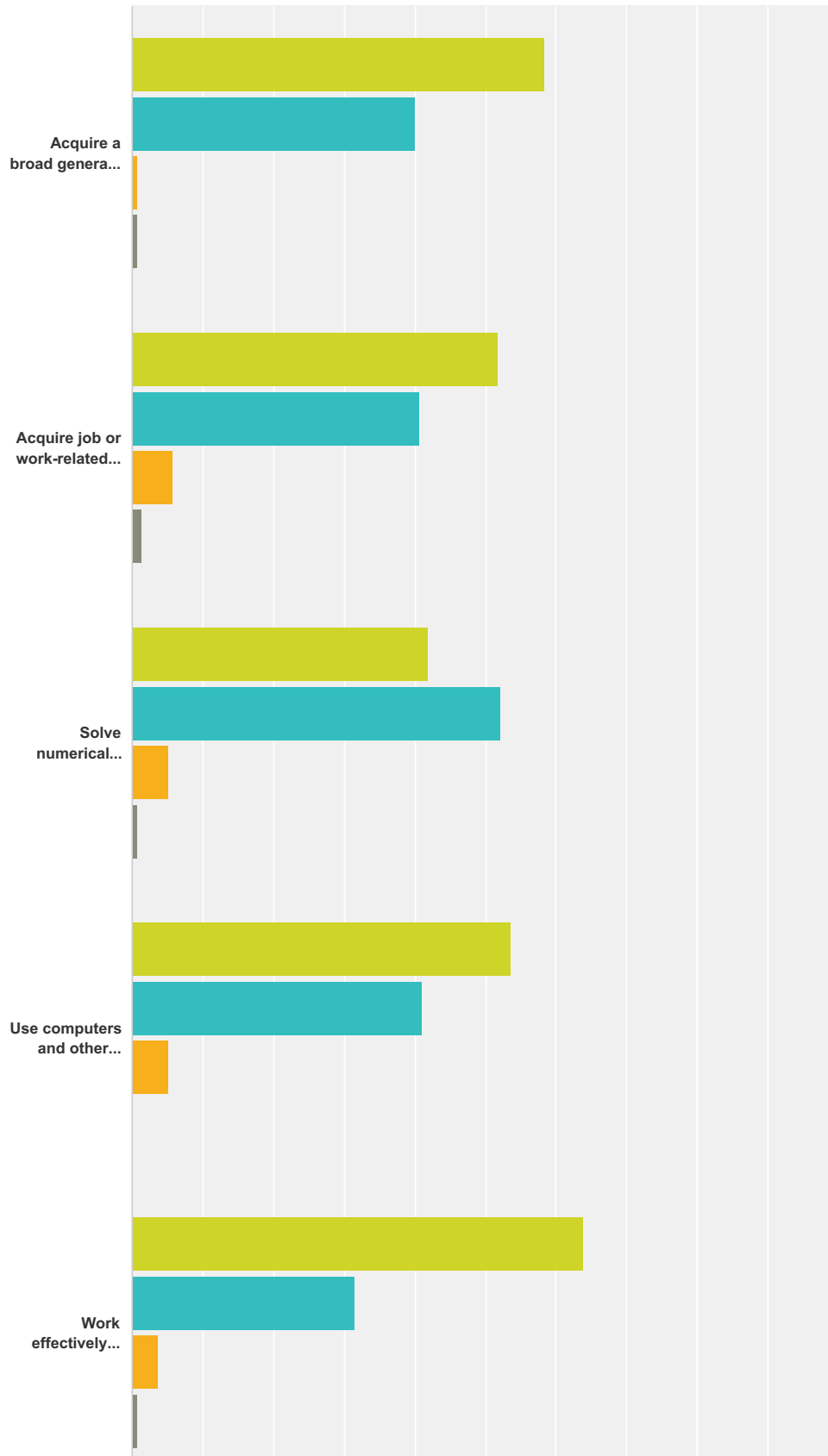


## LAVC Graduation, Transfer, Exit Survey 2015-16

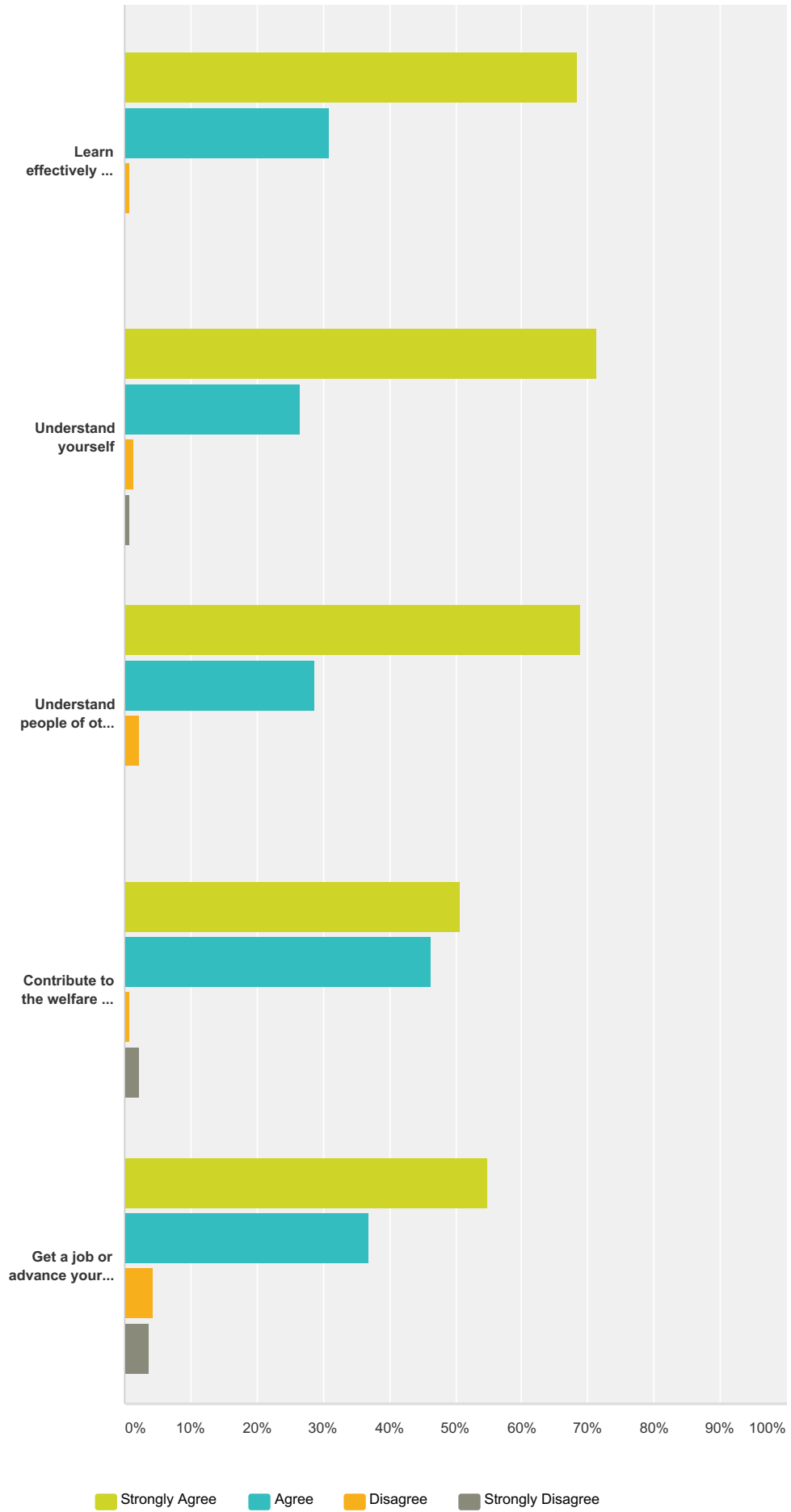
	All the time	Often	Sometimes	Rarely	Never	Total
I take responsibility for my own actions and well-being.	<b>79.56%</b> 109	<b>18.25%</b> 25	<b>2.19%</b> 3	<b>0.00%</b> 0	<b>0.00%</b> 0	137
I strive for excellence in all aspects of my college life.	<b>72.26%</b> 99	<b>25.55%</b> 35	<b>2.19%</b> 3	<b>0.00%</b> 0	<b>0.00%</b> 0	137
I strive to contribute and act responsibly toward the larger community.	<b>69.34%</b> 95	<b>21.17%</b> 29	<b>8.76%</b> 12	<b>0.73%</b> 1	<b>0.00%</b> 0	137
If faced with a morally or ethically challenging situation, I would be able to take the most appropriate and ethical action.	<b>64.23%</b> 88	<b>31.39%</b> 43	<b>3.65%</b> 5	<b>0.73%</b> 1	<b>0.00%</b> 0	137

### Q21 Please rate the following statements based on your education at LAVC

Answered: 136 Skipped: 18



LAVC Graduation, Transfer, Exit Survey 2015-16

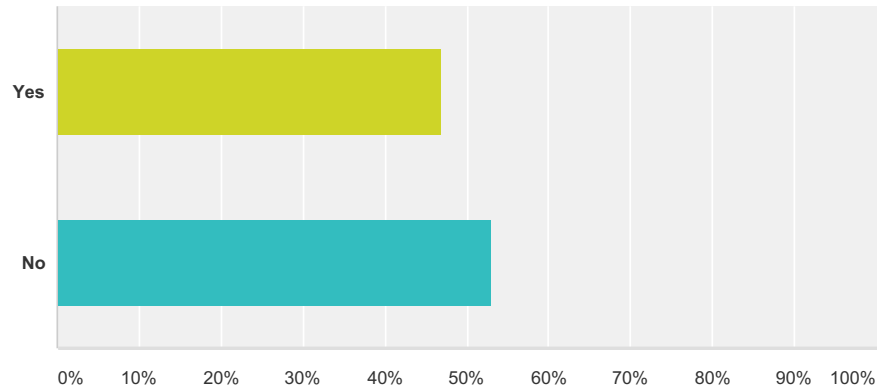


LAVC Graduation, Transfer, Exit Survey 2015-16

	Strongly Agree	Agree	Disagree	Strongly Disagree	Total
Acquire a broad general education	<b>58.52%</b> 79	<b>40.00%</b> 54	<b>0.74%</b> 1	<b>0.74%</b> 1	135
Acquire job or work-related knowledge and skills	<b>51.85%</b> 70	<b>40.74%</b> 55	<b>5.93%</b> 8	<b>1.48%</b> 2	135
Solve numerical problems	<b>41.91%</b> 57	<b>52.21%</b> 71	<b>5.15%</b> 7	<b>0.74%</b> 1	136
Use computers and other information technology	<b>53.68%</b> 73	<b>41.18%</b> 56	<b>5.15%</b> 7	<b>0.00%</b> 0	136
Work effectively with others	<b>63.97%</b> 87	<b>31.62%</b> 43	<b>3.68%</b> 5	<b>0.74%</b> 1	136
Learn effectively on your own	<b>68.38%</b> 93	<b>30.88%</b> 42	<b>0.74%</b> 1	<b>0.00%</b> 0	136
Understand yourself	<b>71.32%</b> 97	<b>26.47%</b> 36	<b>1.47%</b> 2	<b>0.74%</b> 1	136
Understand people of other racial, cultural, or ethnic backgrounds	<b>68.89%</b> 93	<b>28.89%</b> 39	<b>2.22%</b> 3	<b>0.00%</b> 0	135
Contribute to the welfare of your community	<b>50.74%</b> 69	<b>46.32%</b> 63	<b>0.74%</b> 1	<b>2.21%</b> 3	136
Get a job or advance your career	<b>54.81%</b> 74	<b>37.04%</b> 50	<b>4.44%</b> 6	<b>3.70%</b> 5	135

**Q22 Were you aware of LAVC's Transfer Admissions Agreements (TAG) with various colleges and universities?**

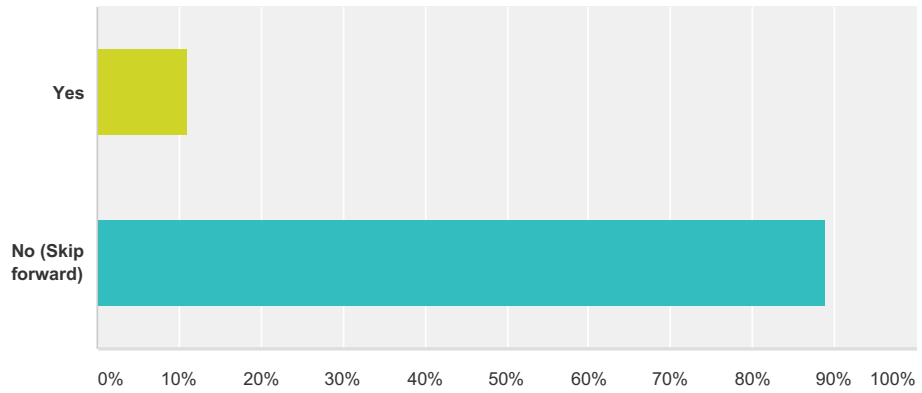
Answered: 136 Skipped: 18



Answer Choices	Responses	
Yes	47.06%	64
No	52.94%	72
<b>Total</b>		<b>136</b>

### Q23 Did you participate in the Transfer Alliance Program (TAP)?

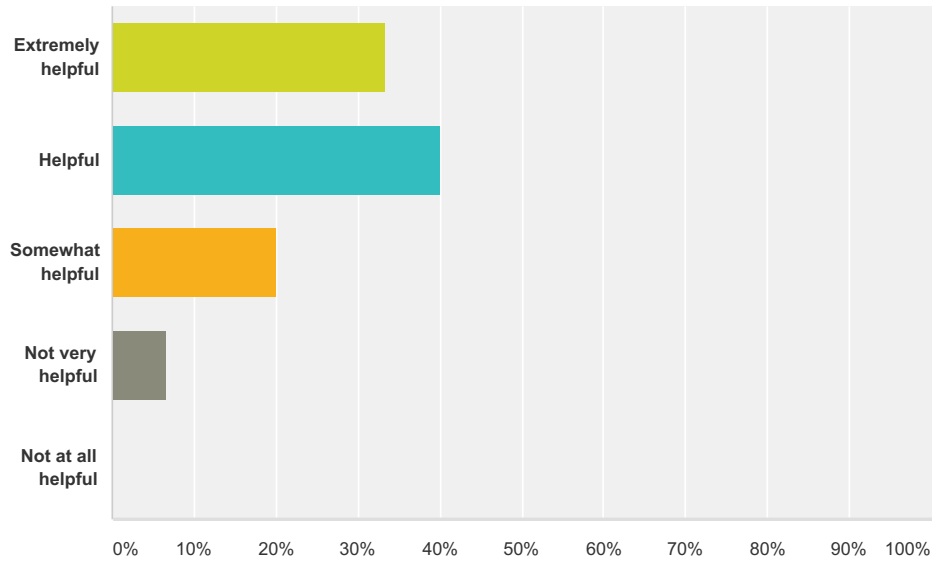
Answered: 136 Skipped: 18



Answer Choices	Responses	
Yes	11.03%	15
No (Skip forward)	88.97%	121
<b>Total</b>		<b>136</b>

**Q24 Please rate the TAP program in terms of helping you reach your educational goals.**

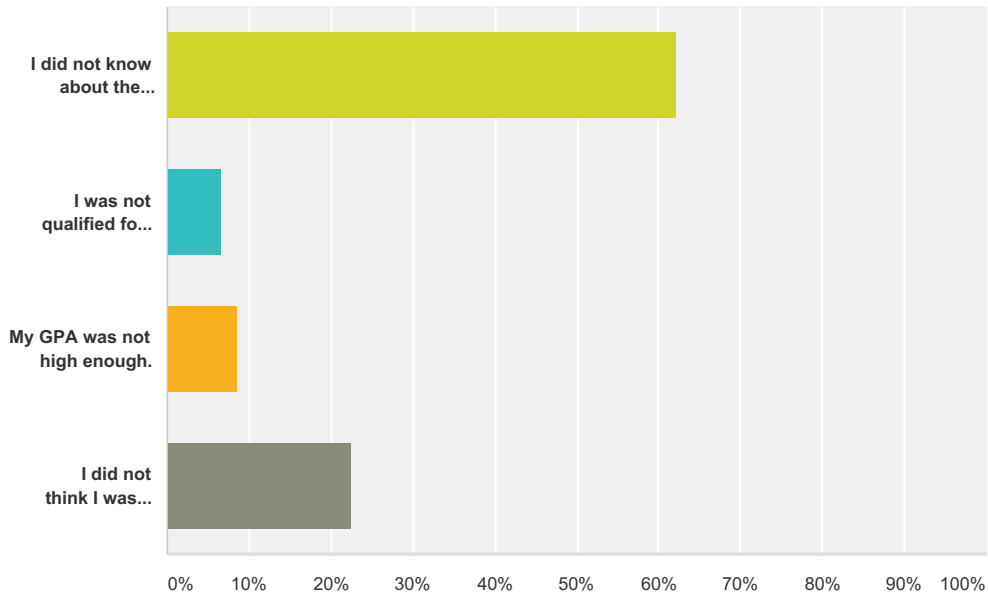
Answered: 15 Skipped: 139



Answer Choices	Responses
Extremely helpful	33.33% 5
Helpful	40.00% 6
Somewhat helpful	20.00% 3
Not very helpful	6.67% 1
Not at all helpful	0.00% 0
<b>Total</b>	<b>15</b>

**Q25 Indicate why you did not participate in the TAP program. Select the best answer.**

Answered: 106 Skipped: 48

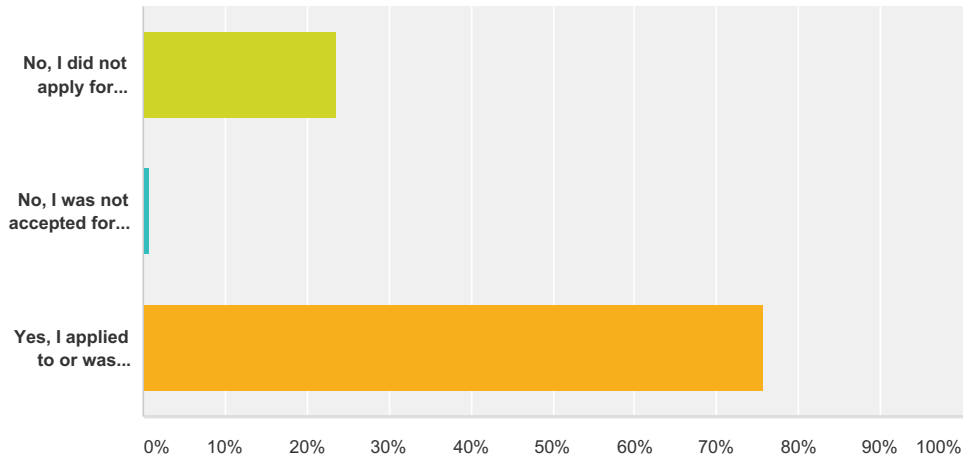


Answer Choices	Responses
I did not know about the program.	62.26% 66
I was not qualified for the program.	6.60% 7
My GPA was not high enough.	8.49% 9
I did not think I was qualified for the program.	22.64% 24
<b>Total</b>	<b>106</b>



**Q26 Are you planning to transfer? Please select the response that best describes you.**

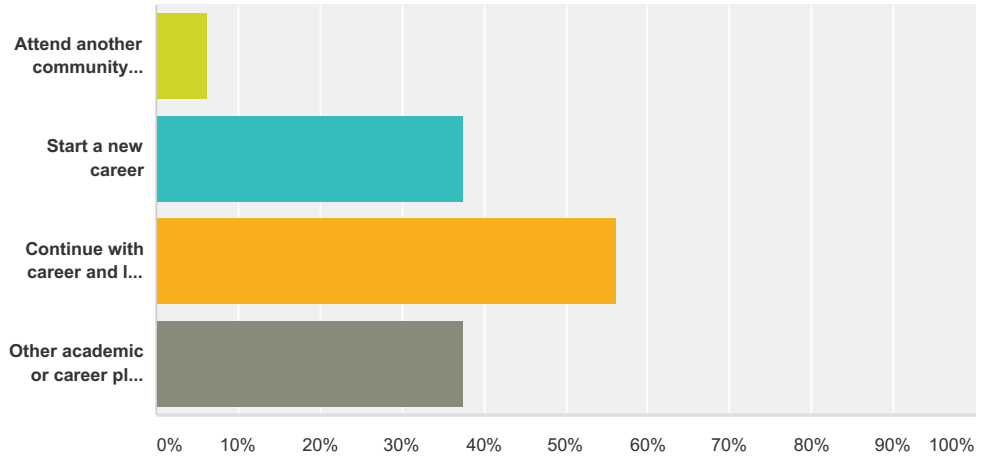
Answered: 136 Skipped: 18



Answer Choices	Responses
No, I did not apply for transfer	23.53% 32
No, I was not accepted for transfer.	0.74% 1
Yes, I applied to or was accepted to an institution. (Skip forward)	75.74% 103
<b>Total</b>	<b>136</b>

**Q27 You indicated that you were not planning to transfer. Please indicate if you plan to do any of the following after leaving LAVC.**

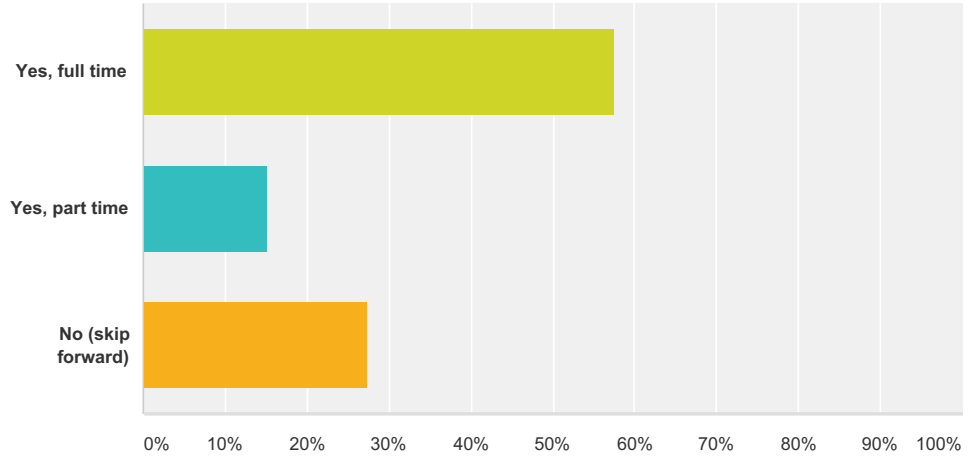
Answered: 32 Skipped: 122



Answer Choices	Responses
Attend another community college	6.25% 2
Start a new career	37.50% 12
Continue with career and look for promotional opportunities	56.25% 18
Other academic or career plans (please specify)	37.50% 12
<b>Total Respondents: 32</b>	

### Q28 Are you currently employed?

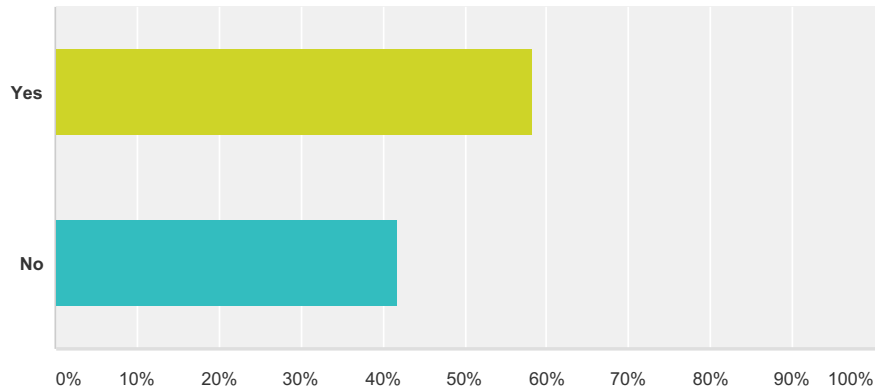
Answered: 33 Skipped: 121



Answer Choices	Responses
Yes, full time	57.58% 19
Yes, part time	15.15% 5
No (skip forward)	27.27% 9
<b>Total</b>	<b>33</b>

**Q29 If yes, are you employed in a field related to your major?**

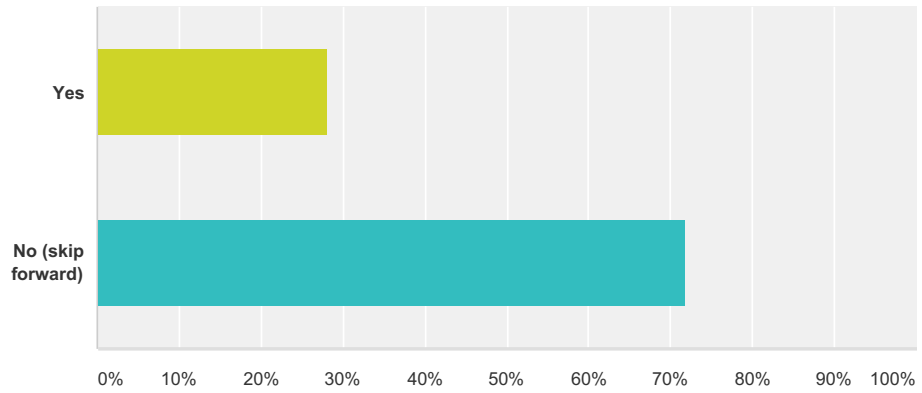
Answered: 24 Skipped: 130



Answer Choices	Responses	
Yes	58.33%	14
No	41.67%	10
<b>Total</b>		<b>24</b>

### Q30 Did you apply to a University of California (UC)?

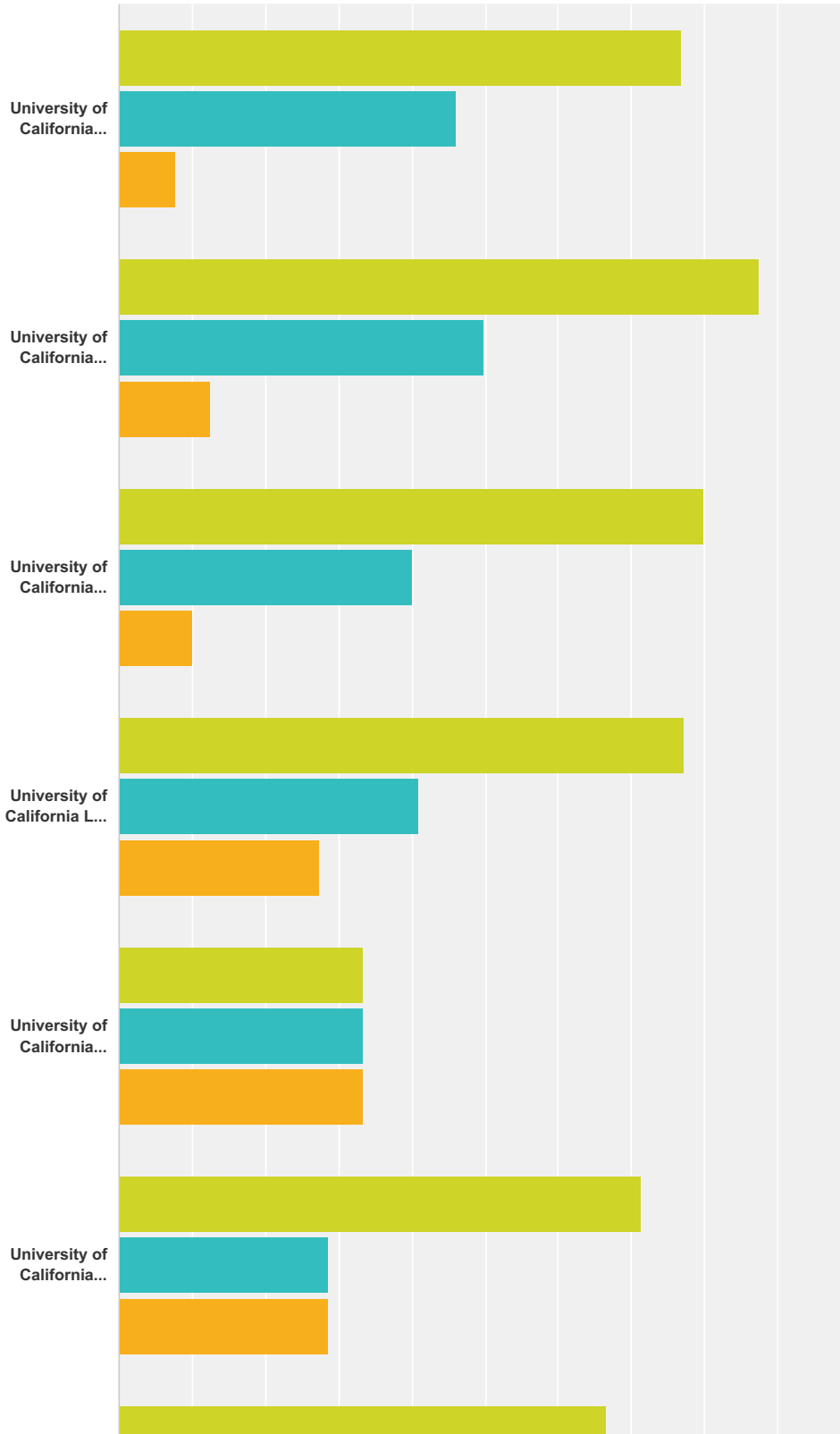
Answered: 103 Skipped: 51



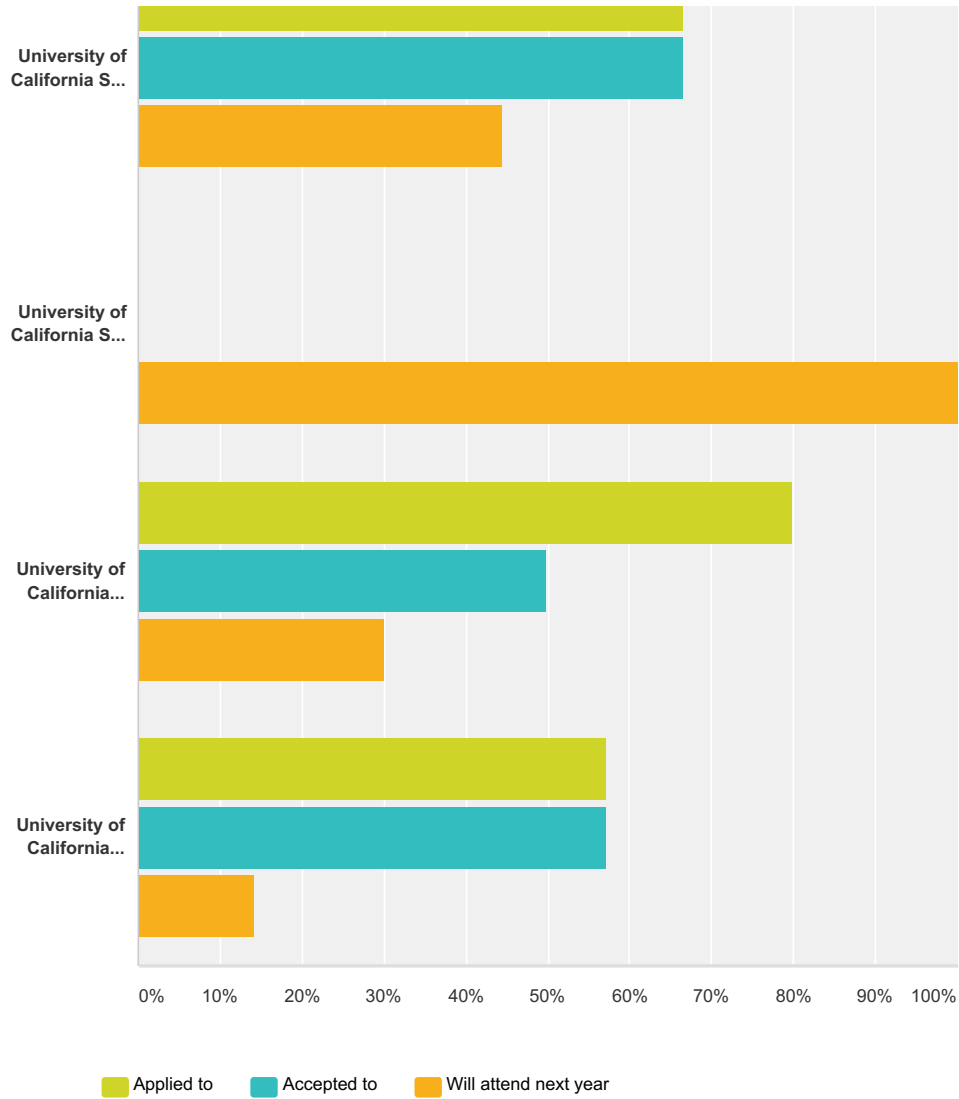
Answer Choices	Responses	
Yes	28.16%	29
No (skip forward)	71.84%	74
<b>Total</b>		<b>103</b>

**Q31 Indicate which of the following UC institutions to which you have applied, been accepted, or will attend. (Mark all that apply for each option.)**

Answered: 28 Skipped: 126



## LAVC Graduation, Transfer, Exit Survey 2015-16



	Applied to	Accepted to	Will attend next year	Total Respondents
University of California Berkeley	76.92% 10	46.15% 6	7.69% 1	13
University of California Davis	87.50% 7	50.00% 4	12.50% 1	8
University of California Irvine	80.00% 8	40.00% 4	10.00% 1	10
University of California Los Angeles	77.27% 17	40.91% 9	27.27% 6	22
University of California Merced	33.33% 1	33.33% 1	33.33% 1	3
University of California Riverside	71.43% 5	28.57% 2	28.57% 2	7
University of California San Diego	66.67% 6	66.67% 6	44.44% 4	9
University of California San Francisco	0.00% 0	0.00% 0	100.00% 2	2
University of California Santa Barbara	80.00% 8	50.00% 5	30.00% 3	10

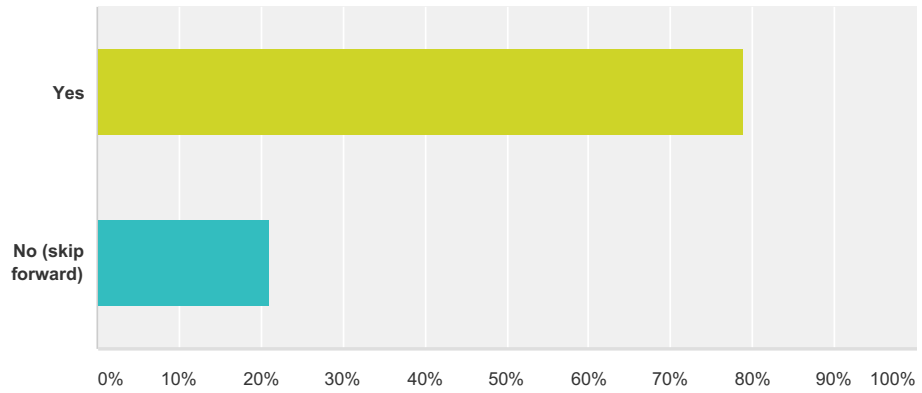
LAVC Graduation, Transfer, Exit Survey 2015-16

University of California Santa Cruz	57.14% 4	57.14% 4	14.29% 1	7
-------------------------------------	-------------	-------------	-------------	---



### Q32 Did you apply to a California State University (CSU)?

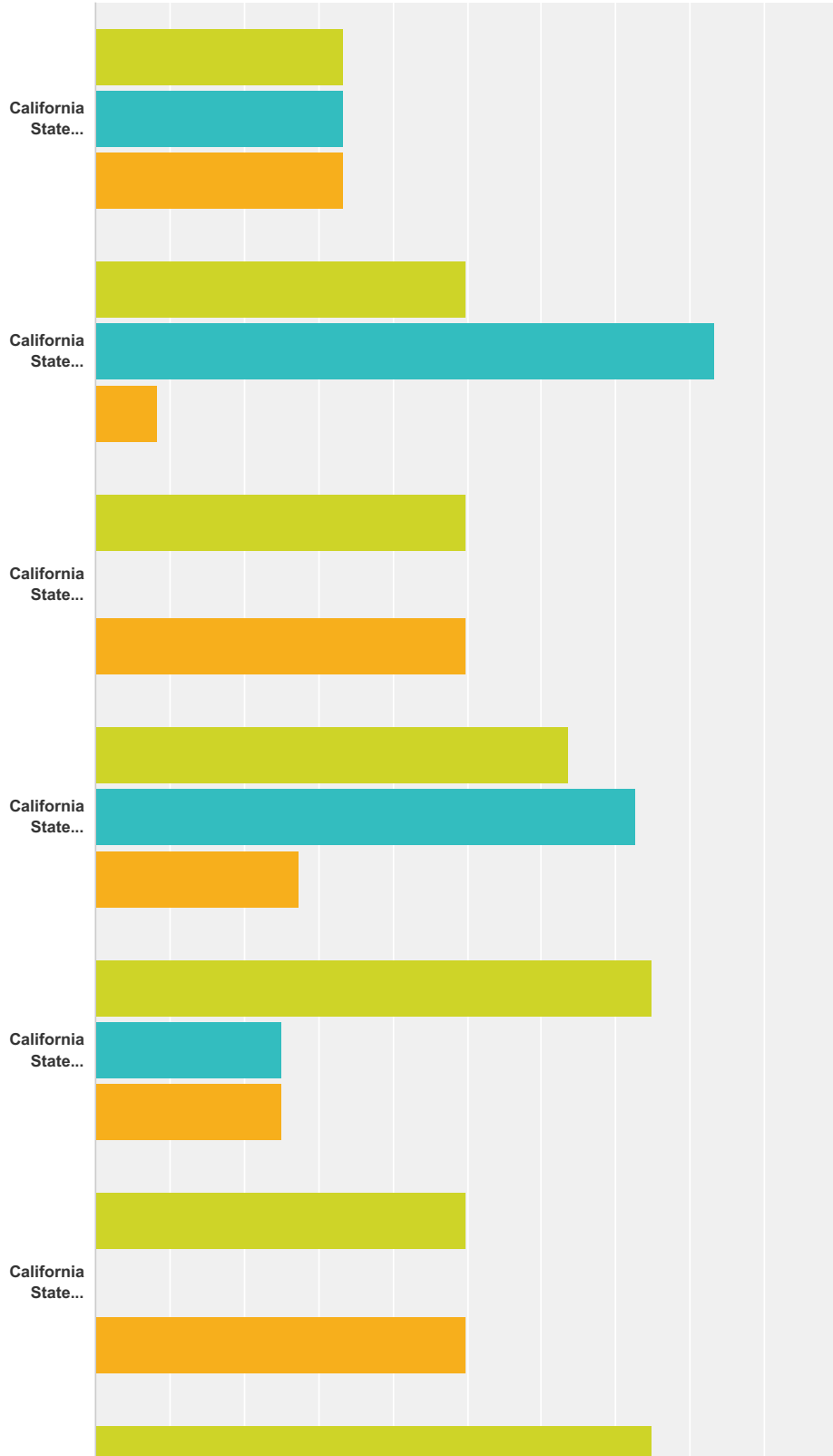
Answered: 100 Skipped: 54



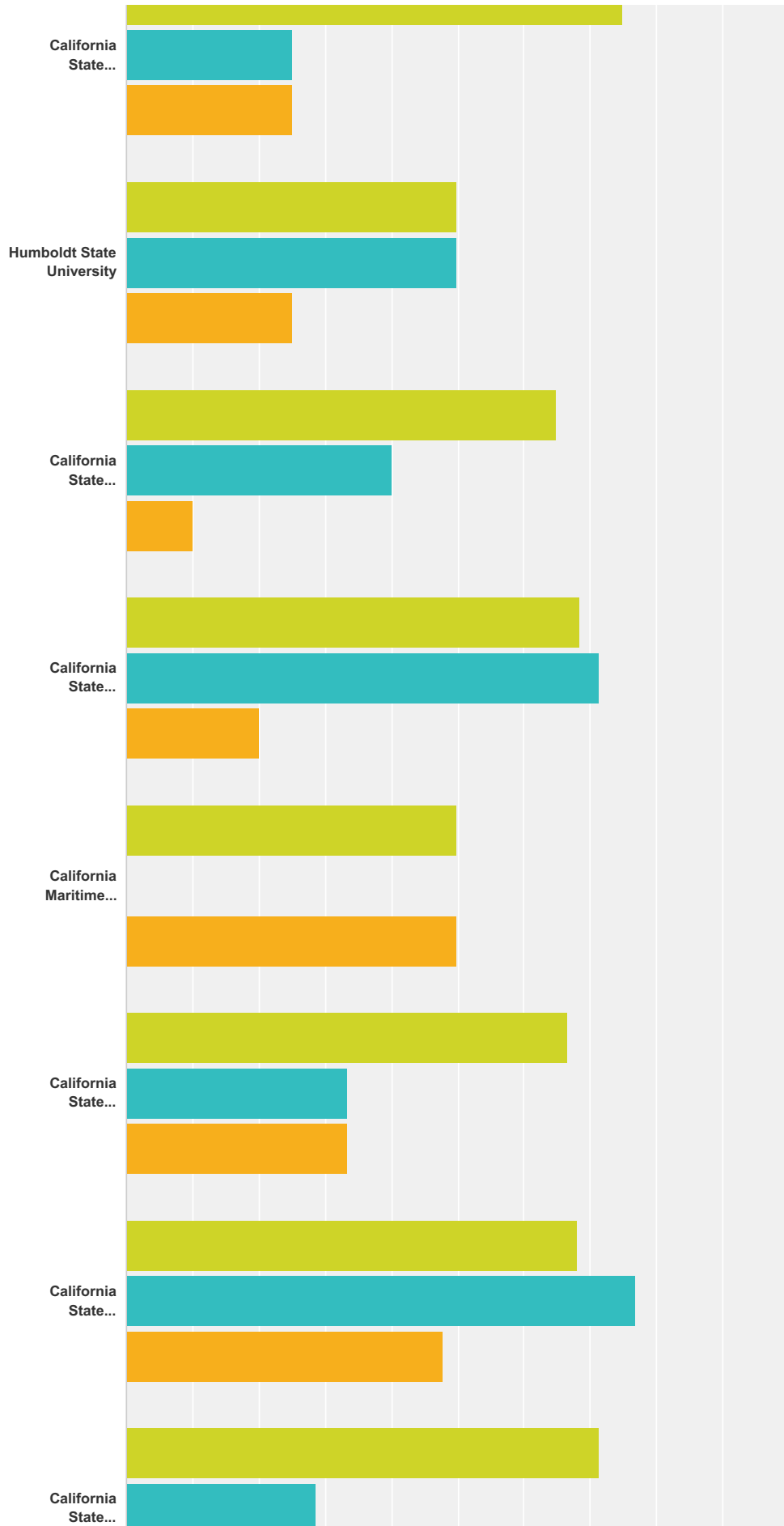
Answer Choices	Responses	
Yes	79.00%	79
No (skip forward)	21.00%	21
<b>Total</b>		<b>100</b>

**Q33 Indicate which of the following CSU institutions to which you have applied, been accepted, or will attend. (Mark all that apply for each option.)**

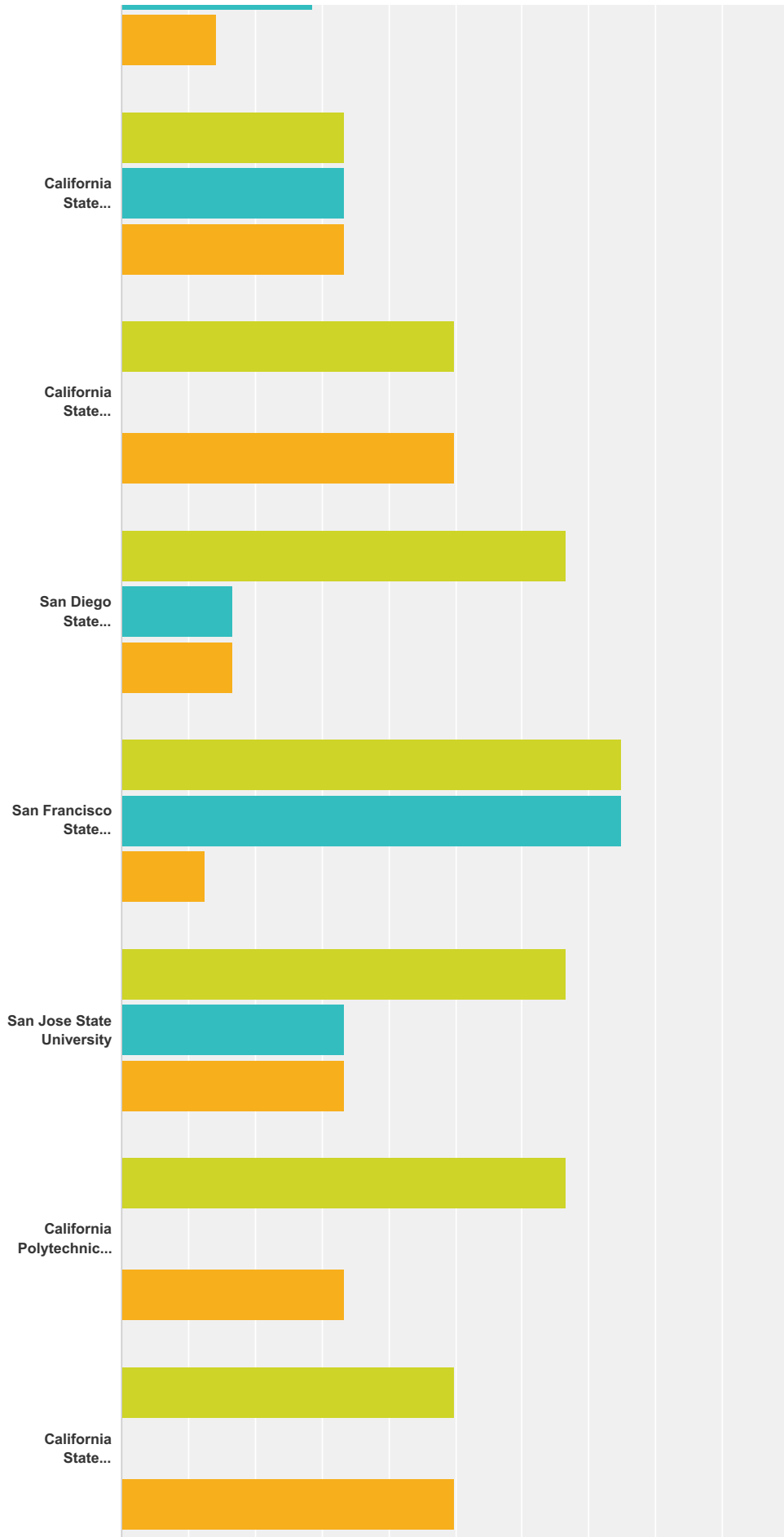
Answered: 80 Skipped: 74



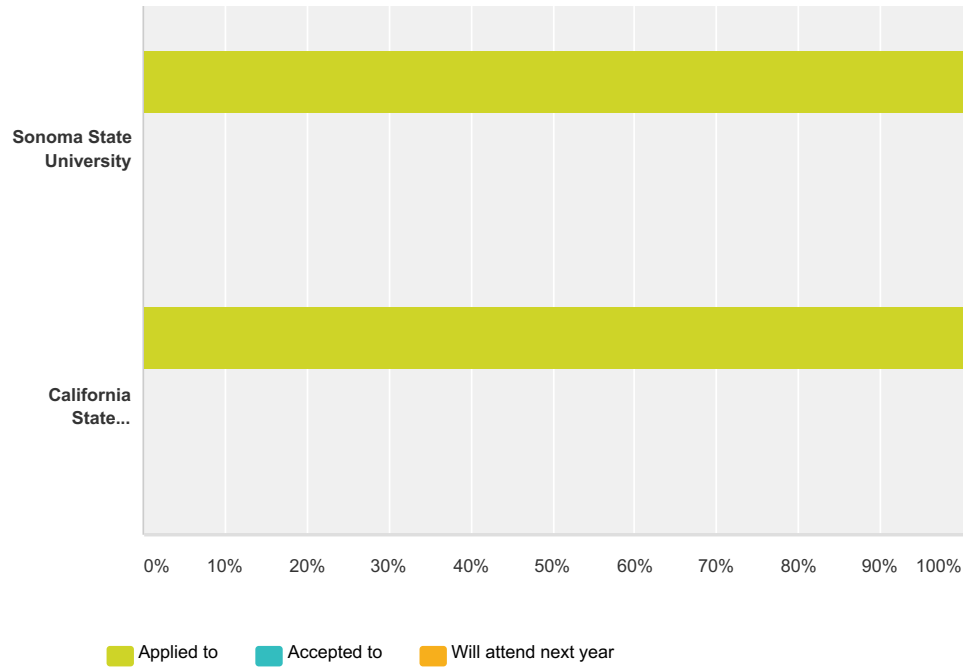
LAVC Graduation, Transfer, Exit Survey 2015-16



LAVC Graduation, Transfer, Exit Survey 2015-16



## LAVC Graduation, Transfer, Exit Survey 2015-16



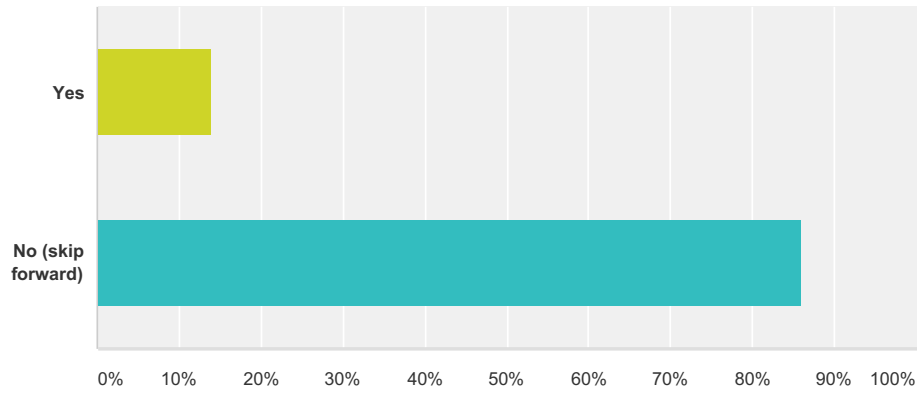
	Applied to	Accepted to	Will attend next year	Total Respondents
California State University Bakersfield (CSUB)	33.33% 1	33.33% 1	33.33% 1	3
California State University Channel Islands	50.00% 6	83.33% 10	8.33% 1	12
California State University Chico	50.00% 1	0.00% 0	50.00% 1	2
California State University Dominguez Hills	63.64% 7	72.73% 8	27.27% 3	11
California State University East Bay	75.00% 3	25.00% 1	25.00% 1	4
California State University Fresno	50.00% 1	0.00% 0	50.00% 1	2
California State University Fullerton	75.00% 3	25.00% 1	25.00% 1	4
Humboldt State University	50.00% 2	50.00% 2	25.00% 1	4
California State University Long Beach (CSULB)	65.00% 13	40.00% 8	10.00% 2	20
California State University Los Angeles (CSULA)	68.57% 24	71.43% 25	20.00% 7	35
California Maritime Academy	50.00% 1	0.00% 0	50.00% 1	2
California State University Monterey Bay	66.67% 2	33.33% 1	33.33% 1	3
California State University Northridge (CSUN)	68.12% 47	76.81% 53	47.83% 33	69
California State Polytechnic University, Pomona	71.43% 5	28.57% 2	14.29% 1	7
California State University Sacramento	33.33% 1	33.33% 1	33.33% 1	3

## LAVC Graduation, Transfer, Exit Survey 2015-16

California State University San Bernardino	<b>50.00%</b> 1	<b>0.00%</b> 0	<b>50.00%</b> 1	2
San Diego State University	<b>66.67%</b> 4	<b>16.67%</b> 1	<b>16.67%</b> 1	6
San Francisco State University	<b>75.00%</b> 6	<b>75.00%</b> 6	<b>12.50%</b> 1	8
San Jose State University	<b>66.67%</b> 2	<b>33.33%</b> 1	<b>33.33%</b> 1	3
California Polytechnic State University, San Luis Obispo	<b>66.67%</b> 2	<b>0.00%</b> 0	<b>33.33%</b> 1	3
California State University San Marcos	<b>50.00%</b> 1	<b>0.00%</b> 0	<b>50.00%</b> 1	2
Sonoma State University	<b>100.00%</b> 1	<b>0.00%</b> 0	<b>0.00%</b> 0	1
California State University Stanislaus	<b>100.00%</b> 1	<b>0.00%</b> 0	<b>0.00%</b> 0	1

### Q34 Did you apply to other California institutions?

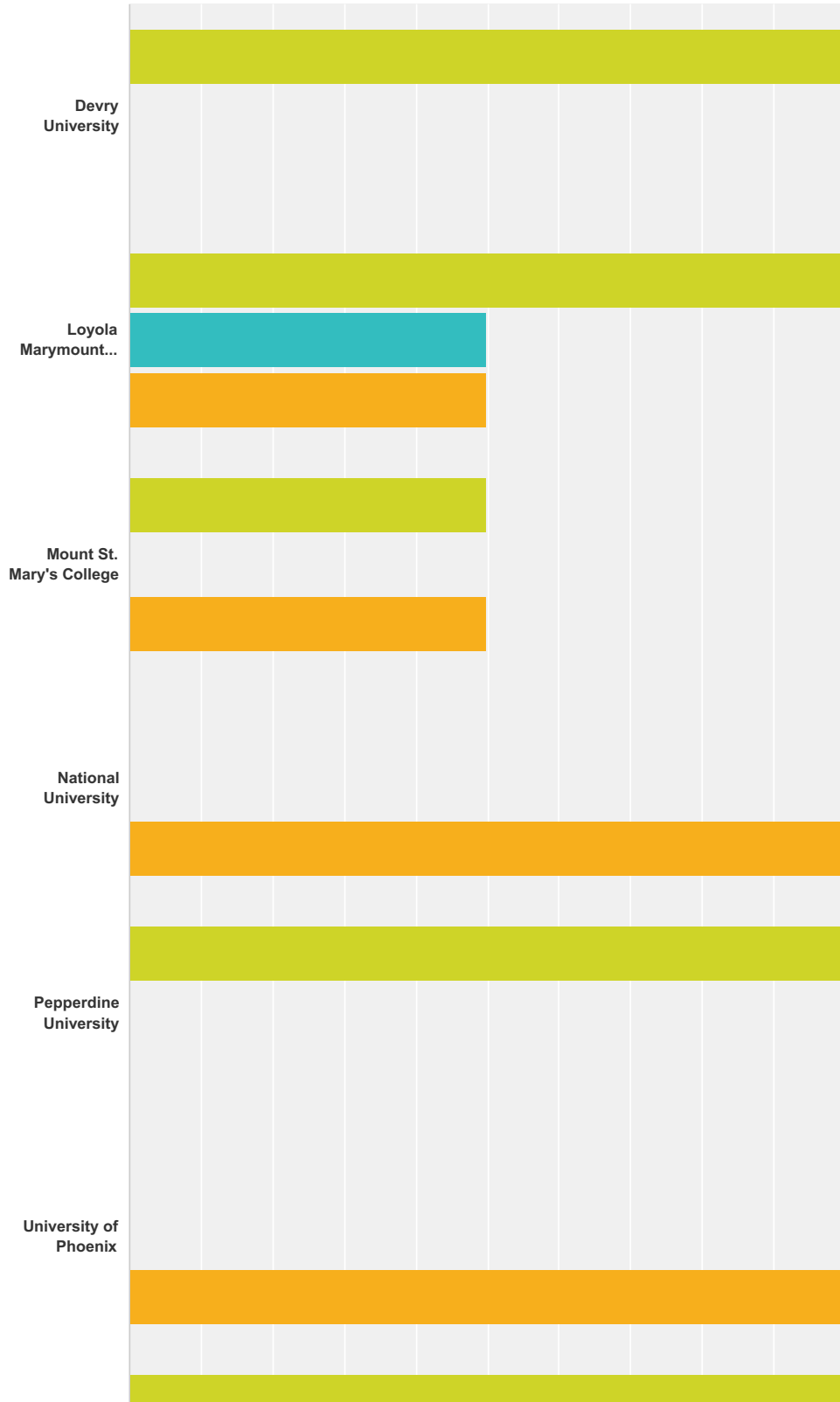
Answered: 100 Skipped: 54



Answer Choices	Responses	
Yes	14.00%	14
No (skip forward)	86.00%	86
<b>Total</b>		<b>100</b>

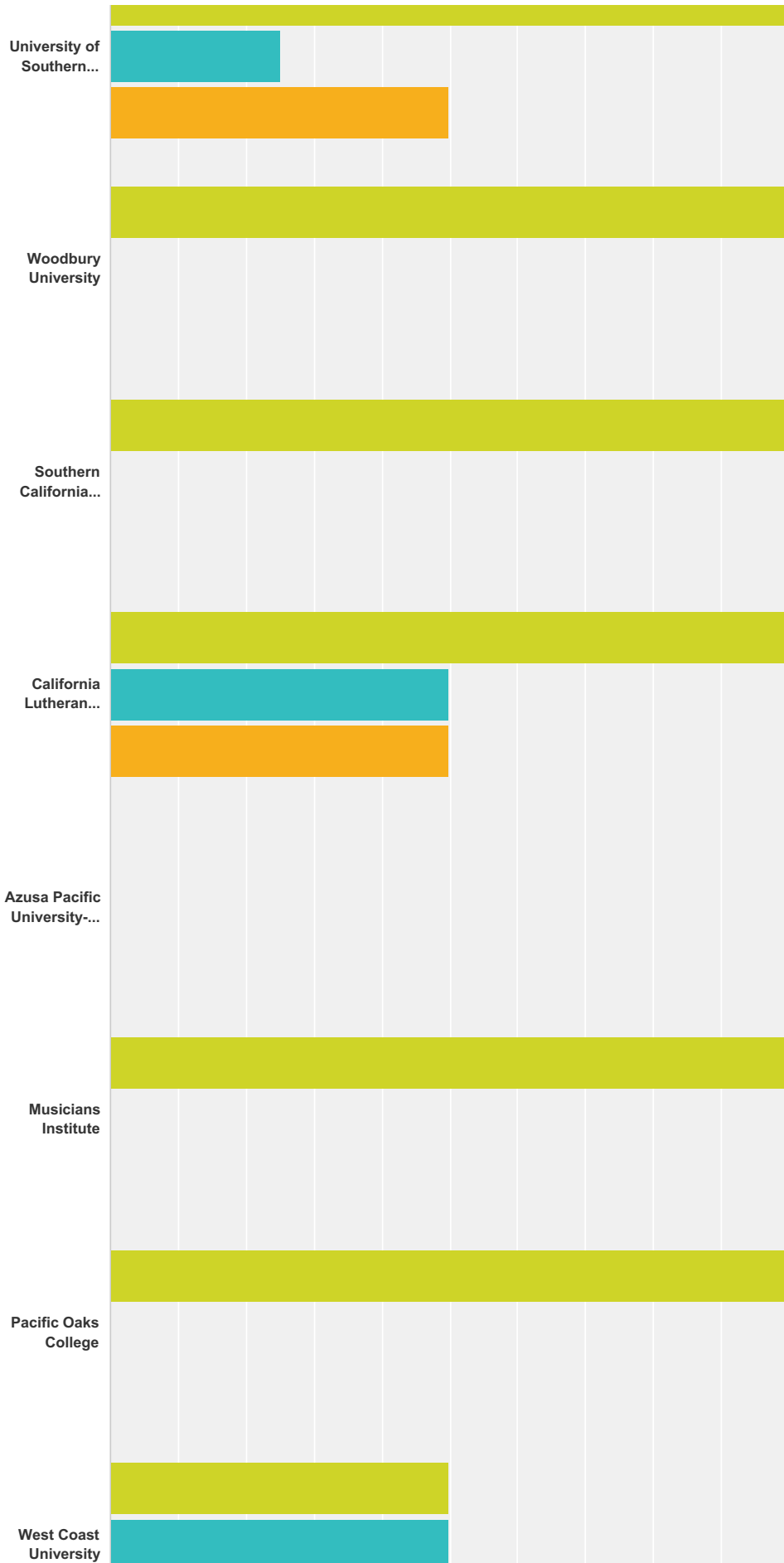
**Q35 Indicate which of the following California institutions you have applied to, been accepted to, and your admission status (Mark all that apply.)**

Answered: 11 Skipped: 143

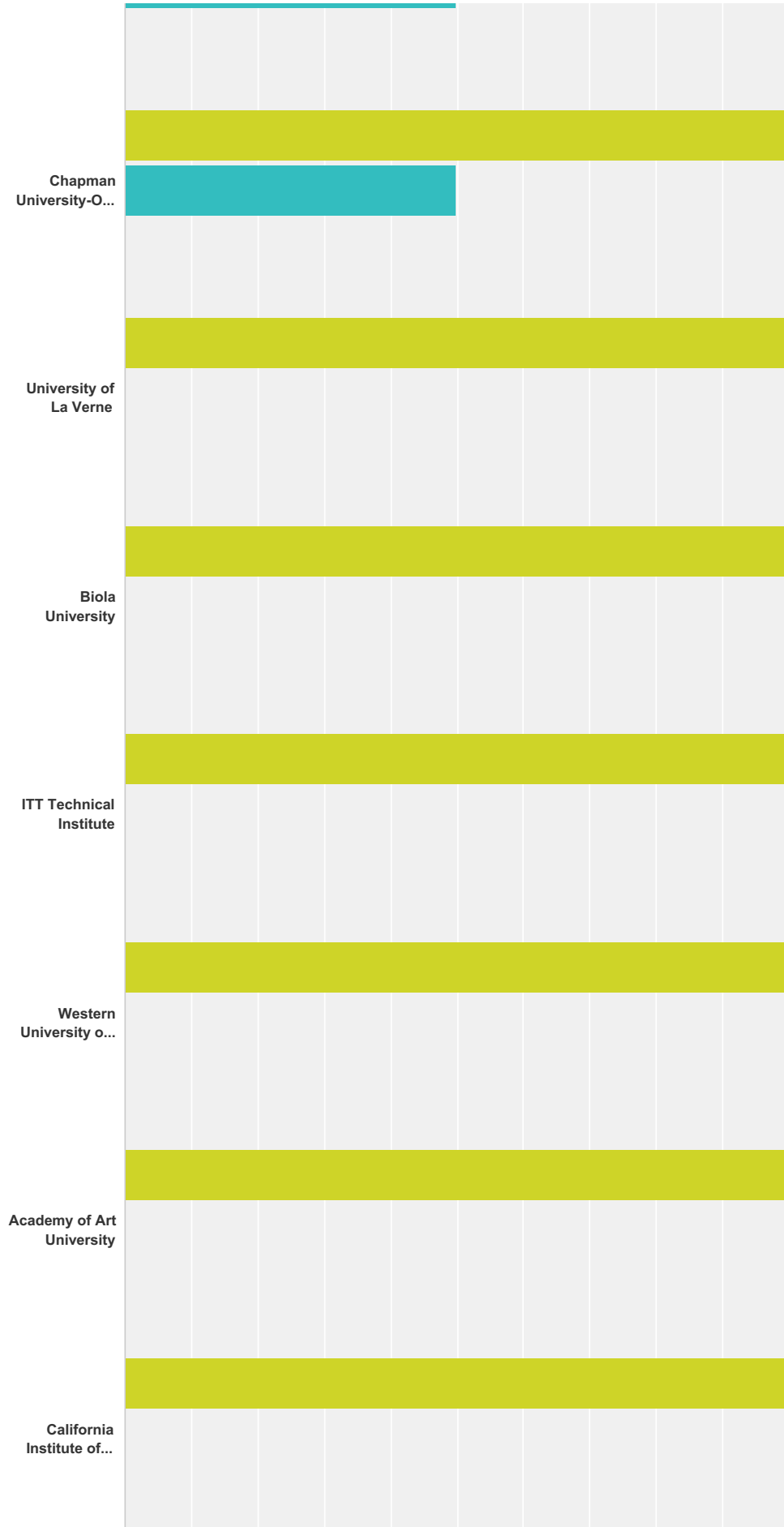




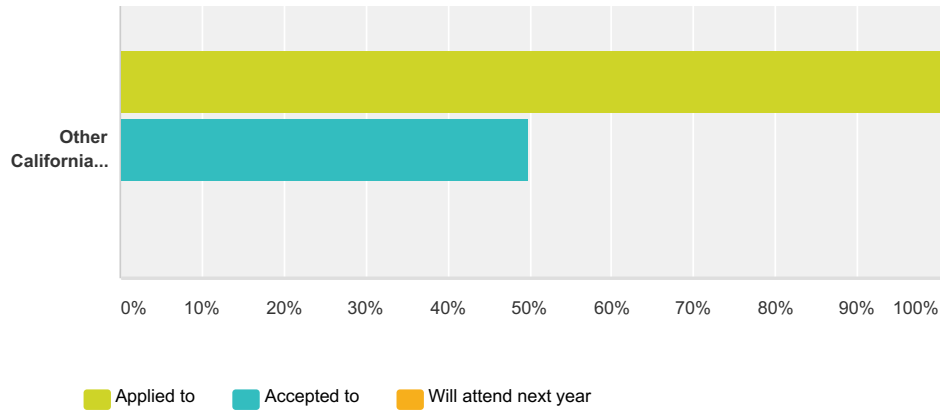
# LAVC Graduation, Transfer, Exit Survey 2015-16



LAVC Graduation, Transfer, Exit Survey 2015-16



## LAVC Graduation, Transfer, Exit Survey 2015-16



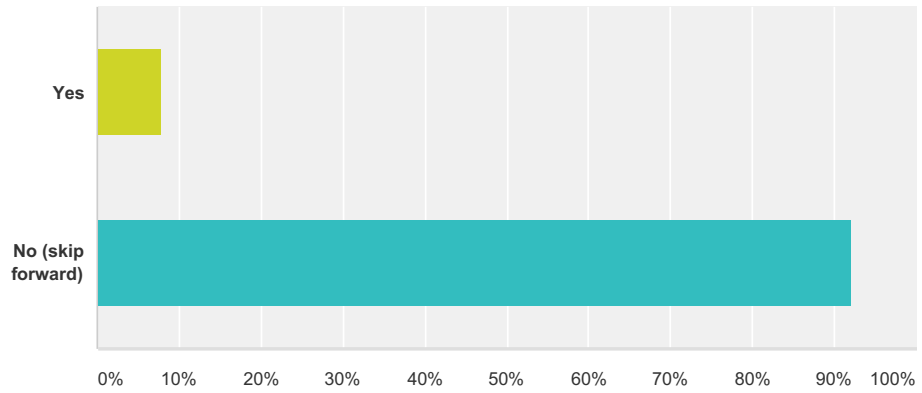
	Applied to	Accepted to	Will attend next year	Total Respondents
Devry University	100.00% 1	0.00% 0	0.00% 0	1
Loyola Marymount University	100.00% 2	50.00% 1	50.00% 1	2
Mount St. Mary's College	50.00% 1	0.00% 0	50.00% 1	2
National University	0.00% 0	0.00% 0	100.00% 1	1
Pepperdine University	100.00% 1	0.00% 0	0.00% 0	1
University of Phoenix	0.00% 0	0.00% 0	100.00% 1	1
University of Southern California (USC)	100.00% 4	25.00% 1	50.00% 2	4
Woodbury University	100.00% 1	0.00% 0	0.00% 0	1
Southern California University of Health Sciences	100.00% 1	0.00% 0	0.00% 0	1
California Lutheran University	100.00% 2	50.00% 1	50.00% 1	2
Azusa Pacific University- Undergraduate	0.00% 0	0.00% 0	0.00% 0	0
Musicians Institute	100.00% 1	0.00% 0	0.00% 0	1
Pacific Oaks College	100.00% 1	0.00% 0	0.00% 0	1
West Coast University	50.00% 1	50.00% 1	0.00% 0	2
Chapman University-Orange	100.00% 2	50.00% 1	0.00% 0	2
University of La Verne	100.00% 1	0.00% 0	0.00% 0	1
Biola University	100.00% 1	0.00% 0	0.00% 0	1
ITT Technical Institute	100.00% 1	0.00% 0	0.00% 0	1
Western University of Health Sciences	100.00% 1	0.00% 0	0.00% 0	1

LAVC Graduation, Transfer, Exit Survey 2015-16

Academy of Art University	<b>100.00%</b> 1	<b>0.00%</b> 0	<b>0.00%</b> 0	1
California Institute of the Arts	<b>100.00%</b> 1	<b>0.00%</b> 0	<b>0.00%</b> 0	1
Other California private or independent college (specify below)	<b>100.00%</b> 4	<b>50.00%</b> 2	<b>0.00%</b> 0	4

### Q36 Did you apply to out of state institutions?

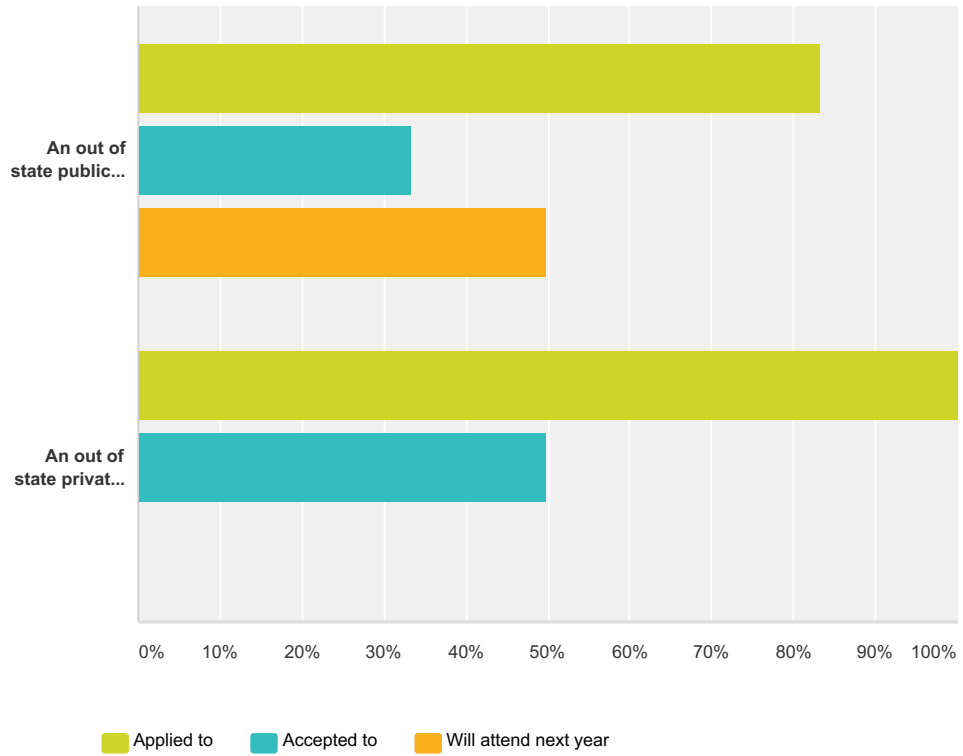
Answered: 100 Skipped: 54



Answer Choices	Responses	
Yes	8.00%	8
No (skip forward)	92.00%	92
<b>Total</b>		<b>100</b>

**Q37 Indicate whether you have applied to, been accepted to, or will attend an out of state institution.**

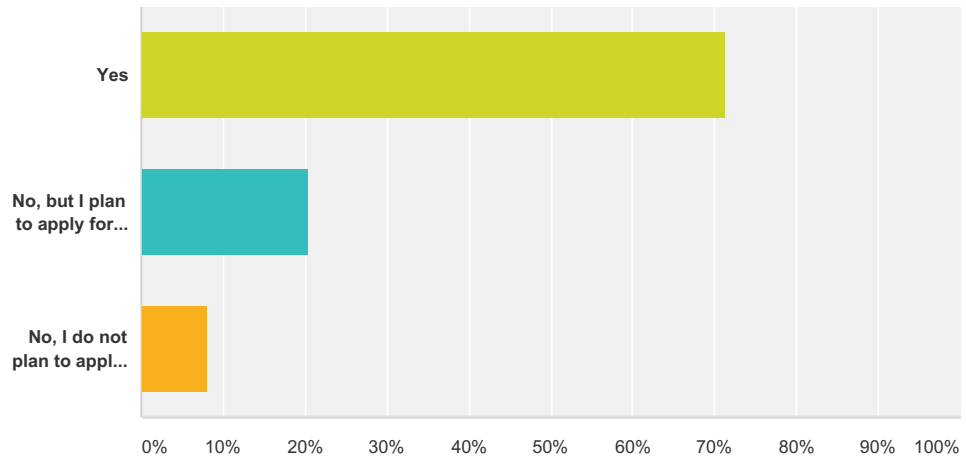
Answered: 8 Skipped: 146



	Applied to	Accepted to	Will attend next year	Total Respondents
An out of state public college or university	83.33% 5	33.33% 2	50.00% 3	6
An out of state private college or university	100.00% 2	50.00% 1	0.00% 0	2

### Q41 Have you applied for financial aid at the transfer institution?

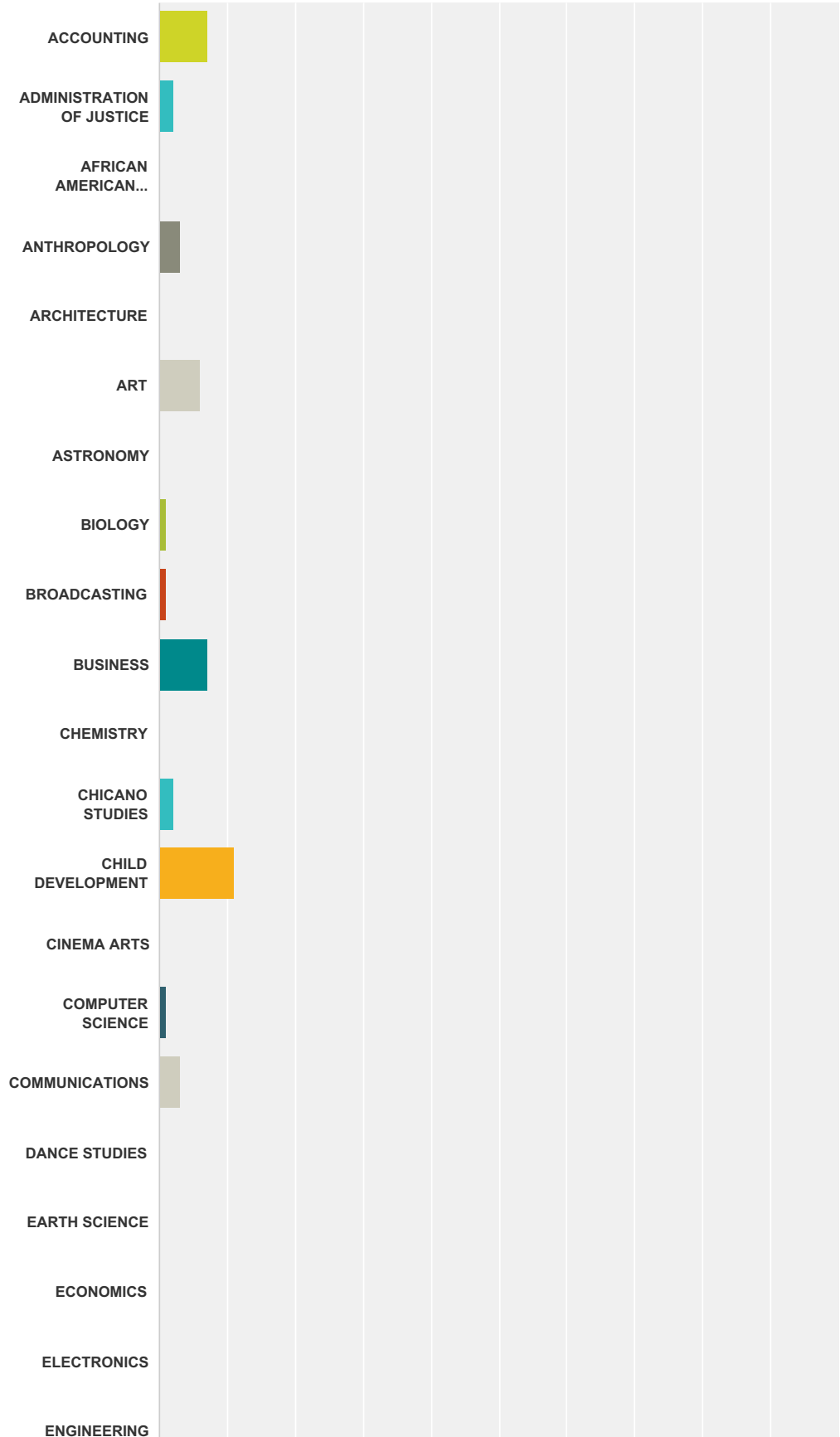
Answered: 98 Skipped: 56



Answer Choices	Responses
Yes	71.43% 70
No, but I plan to apply for financial aid	20.41% 20
No, I do not plan to apply for financial aid	8.16% 8
<b>Total</b>	<b>98</b>

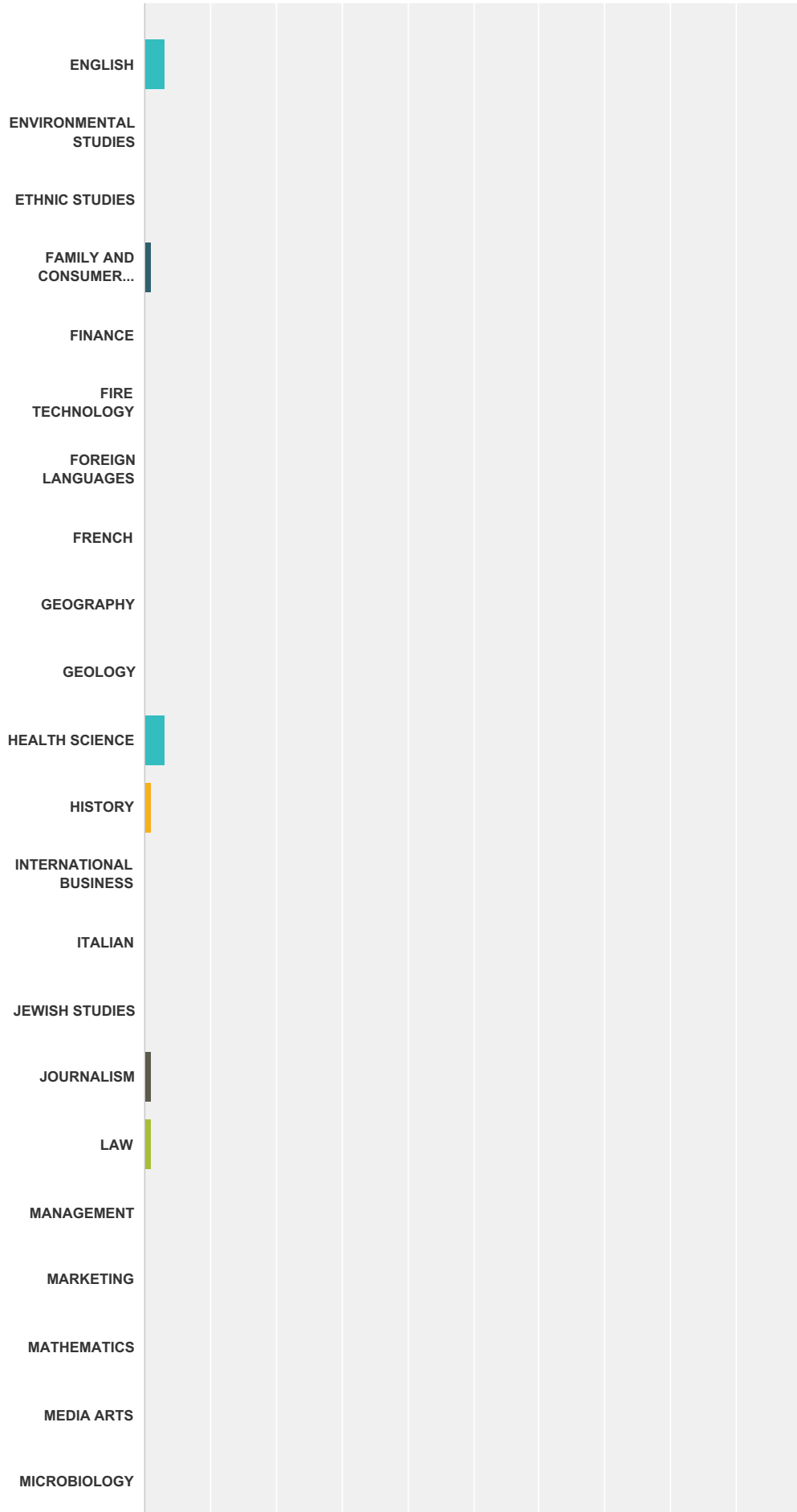
### Q42 What is your intended transfer major?

Answered: 99 Skipped: 55

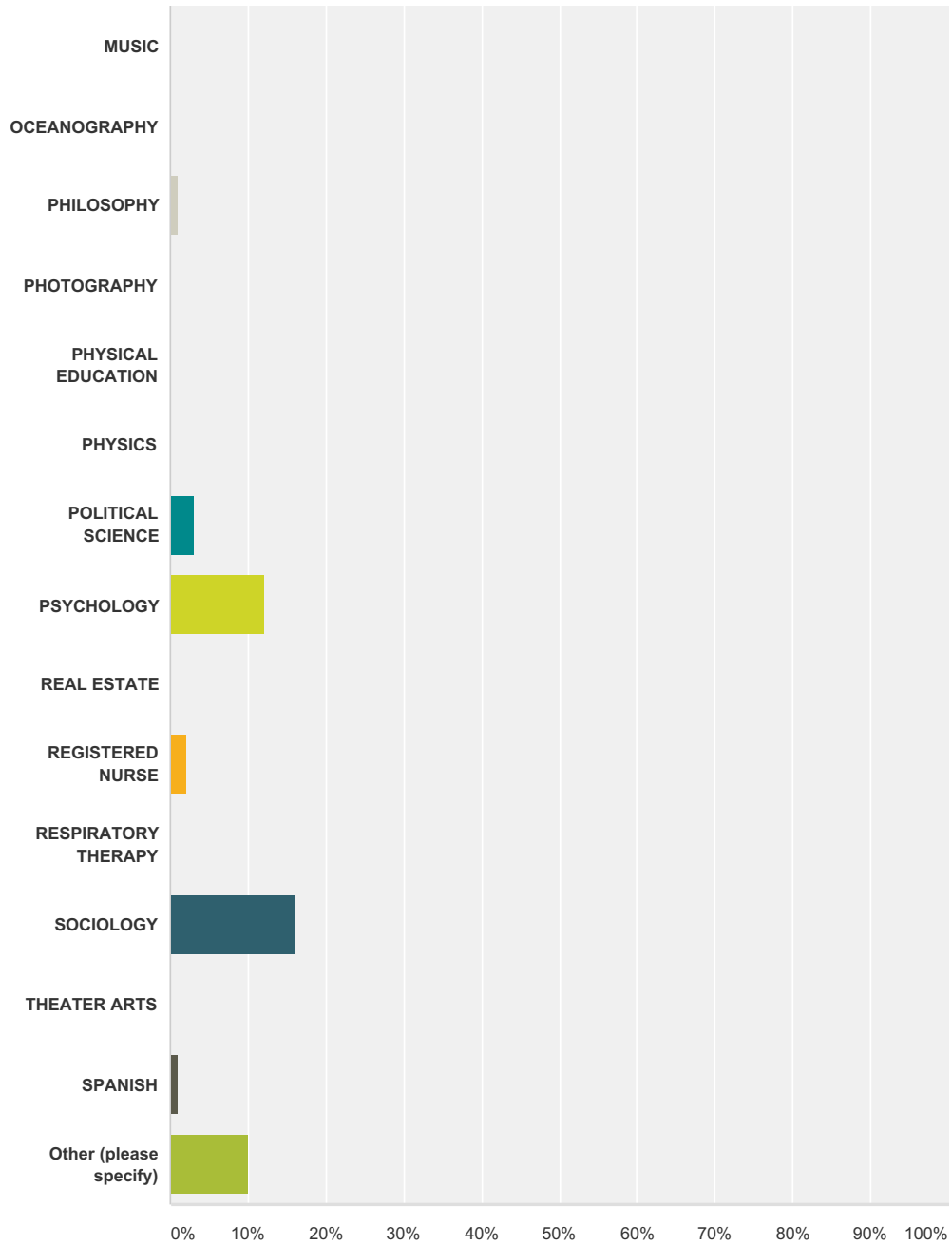




LAVC Graduation, Transfer, Exit Survey 2015-16



## LAVC Graduation, Transfer, Exit Survey 2015-16



Answer Choices	Responses
ACCOUNTING	7.07% 7
ADMINISTRATION OF JUSTICE	2.02% 2
AFRICAN AMERICAN STUDIES	0.00% 0
ANTHROPOLOGY	3.03% 3
ARCHITECTURE	0.00% 0
ART	6.06% 6
ASTRONOMY	0.00% 0
BIOLOGY	1.01% 1
BROADCASTING	1.01% 1

LAVC Graduation, Transfer, Exit Survey 2015-16

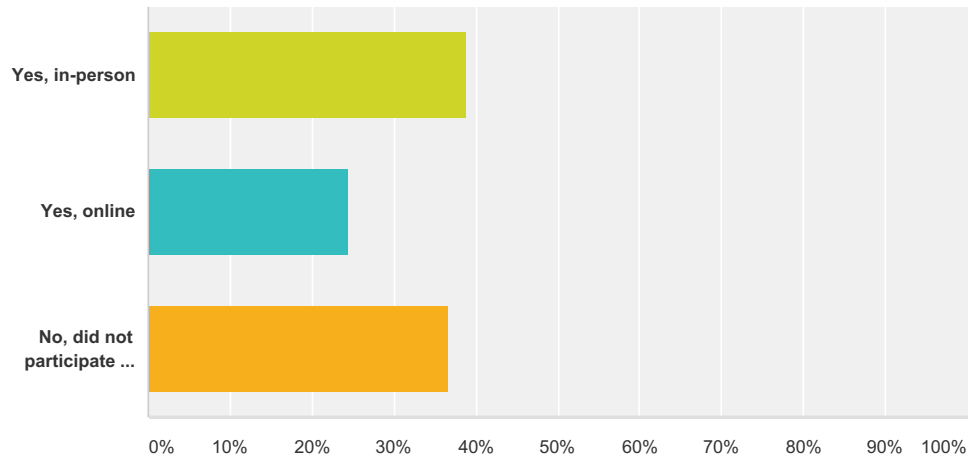
BUSINESS	7.07%	7
CHEMISTRY	0.00%	0
CHICANO STUDIES	2.02%	2
CHILD DEVELOPMENT	11.11%	11
CINEMA ARTS	0.00%	0
COMPUTER SCIENCE	1.01%	1
COMMUNICATIONS	3.03%	3
DANCE STUDIES	0.00%	0
EARTH SCIENCE	0.00%	0
ECONOMICS	0.00%	0
ELECTRONICS	0.00%	0
ENGINEERING	0.00%	0
ENGLISH	3.03%	3
ENVIRONMENTAL STUDIES	0.00%	0
ETHNIC STUDIES	0.00%	0
FAMILY AND CONSUMER STUDIES	1.01%	1
FINANCE	0.00%	0
FIRE TECHNOLOGY	0.00%	0
FOREIGN LANGUAGES	0.00%	0
FRENCH	0.00%	0
GEOGRAPHY	0.00%	0
GEOLOGY	0.00%	0
HEALTH SCIENCE	3.03%	3
HISTORY	1.01%	1
INTERNATIONAL BUSINESS	0.00%	0
ITALIAN	0.00%	0
JEWISH STUDIES	0.00%	0
JOURNALISM	1.01%	1
LAW	1.01%	1
MANAGEMENT	0.00%	0
MARKETING	0.00%	0
MATHEMATICS	0.00%	0
MEDIA ARTS	0.00%	0
MICROBIOLOGY	0.00%	0
MUSIC	0.00%	0
OCEANOGRAPHY	0.00%	0
PHILOSOPHY	1.01%	1

LAVC Graduation, Transfer, Exit Survey 2015-16

PHOTOGRAPHY	0.00%	0
PHYSICAL EDUCATION	0.00%	0
PHYSICS	0.00%	0
POLITICAL SCIENCE	3.03%	3
PSYCHOLOGY	12.12%	12
REAL ESTATE	0.00%	0
REGISTERED NURSE	2.02%	2
RESPIRATORY THERAPY	0.00%	0
SOCIOLOGY	16.16%	16
THEATER ARTS	0.00%	0
SPANISH	1.01%	1
Other (please specify)	10.10%	10
<b>Total</b>		<b>99</b>

### Q43 Did you complete an orientation while at LAVC?

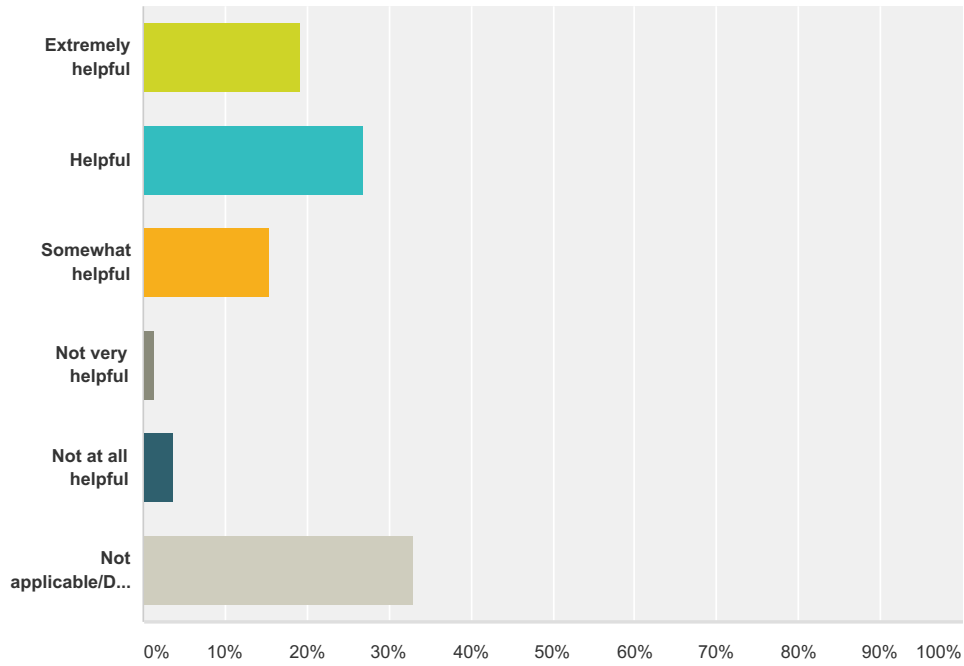
Answered: 131 Skipped: 23



Answer Choices	Responses
Yes, in-person	38.93% 51
Yes, online	24.43% 32
No, did not participate in orientation	36.64% 48
<b>Total</b>	<b>131</b>

**Q44 Please rate the orientation in terms of helping you reach your educational goals at LAVC.**

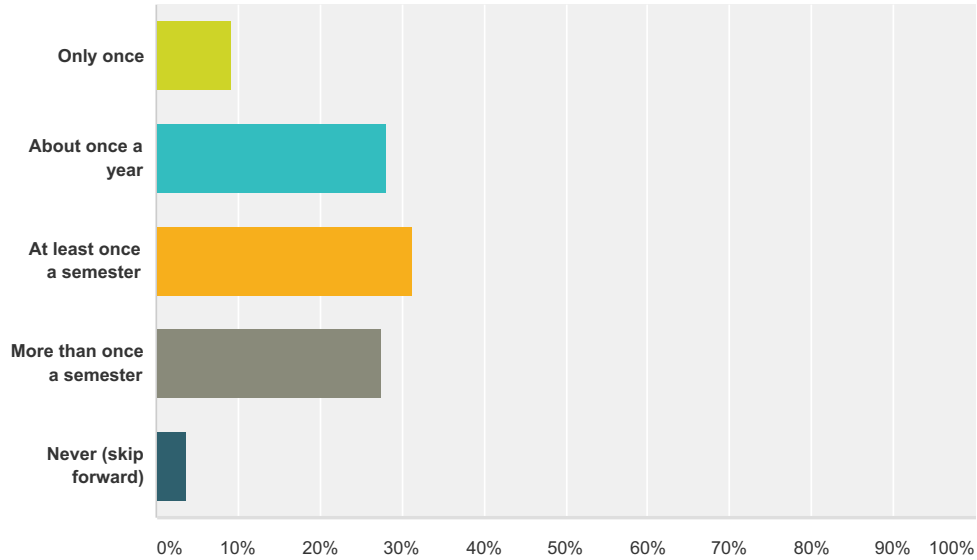
Answered: 130 Skipped: 24



Answer Choices	Responses	Count
Extremely helpful	19.23%	25
Helpful	26.92%	35
Somewhat helpful	15.38%	20
Not very helpful	1.54%	2
Not at all helpful	3.85%	5
Not applicable/Did not use	33.08%	43
<b>Total</b>		<b>130</b>

**Q45 During your time at LAVC, how often did you have a scheduled appointment (not drop-in) with a counselor to meet your educational goals?**

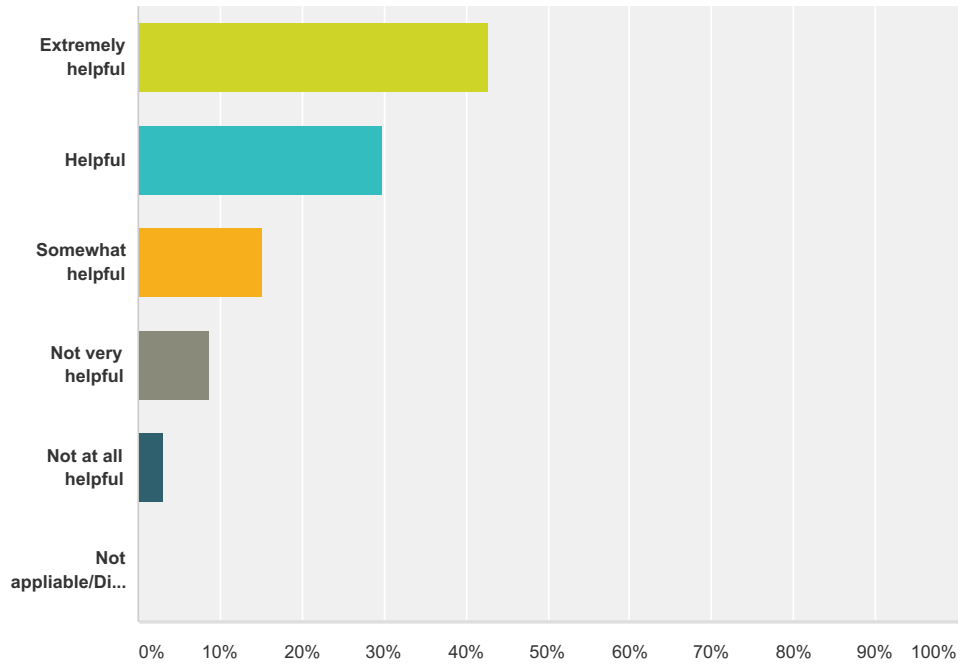
Answered: 131 Skipped: 23



Answer Choices	Responses	Count
Only once	9.16%	12
About once a year	28.24%	37
At least once a semester	31.30%	41
More than once a semester	27.48%	36
Never (skip forward)	3.82%	5
<b>Total</b>		<b>131</b>

### Q46 How helpful was your counselor in providing you with the information you were seeking?

Answered: 124 Skipped: 30

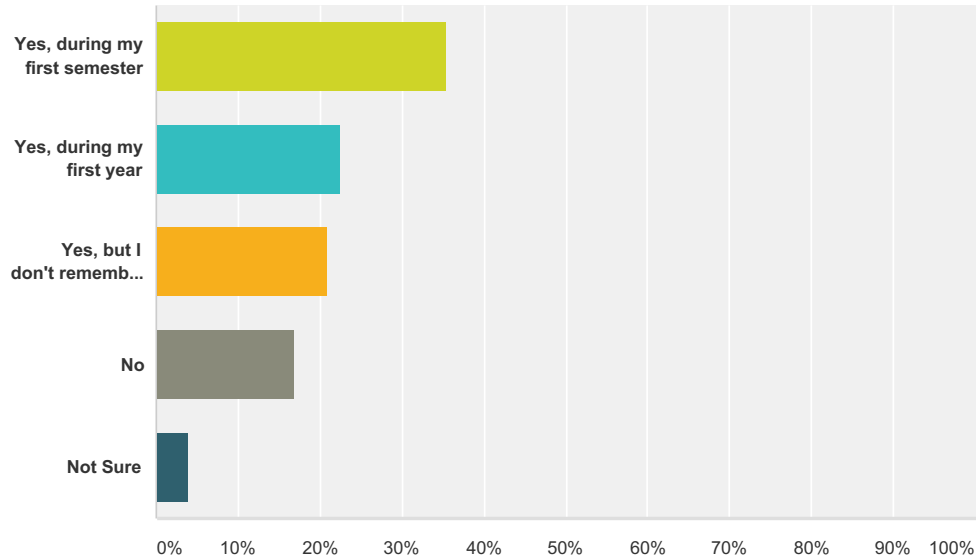


Answer Choices	Responses	Count
Extremely helpful	42.74%	53
Helpful	29.84%	37
Somewhat helpful	15.32%	19
Not very helpful	8.87%	11
Not at all helpful	3.23%	4
Not applicable/Did not use	0.00%	0
<b>Total</b>		<b>124</b>



**Q47 Did you develop an educational plan with a counselor while at LAVC? An educational plan is list of required prerequisite, major, general education, and elective courses for your specific educational goal(s).**

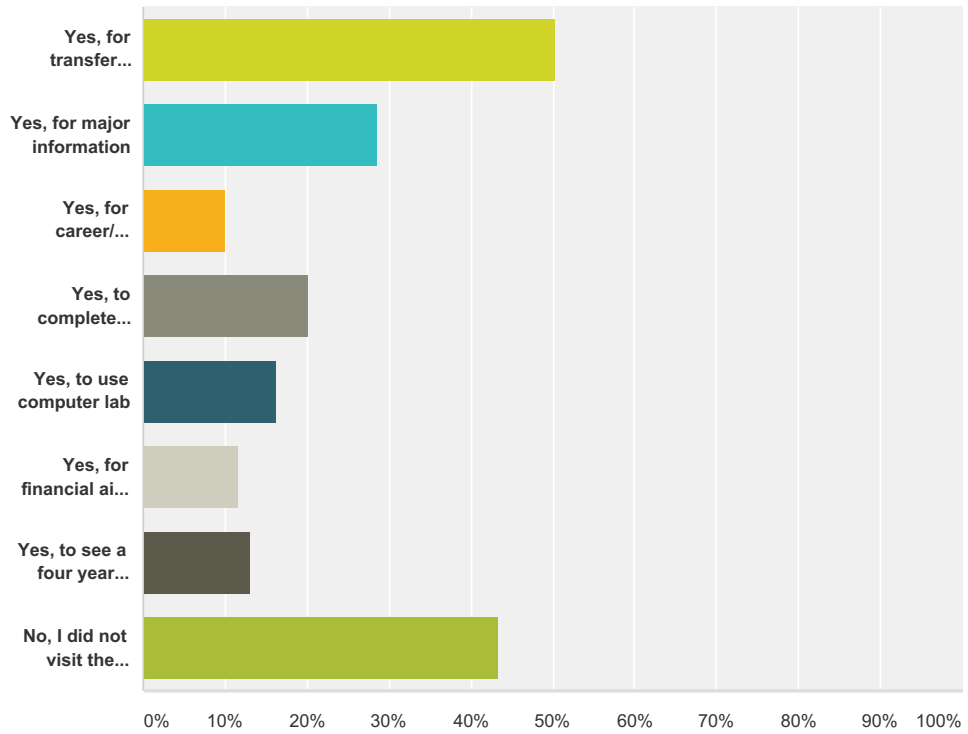
Answered: 124 Skipped: 30



Answer Choices	Responses
Yes, during my first semester	35.48% 44
Yes, during my first year	22.58% 28
Yes, but I don't remember when	20.97% 26
No	16.94% 21
Not Sure	4.03% 5
<b>Total</b>	<b>124</b>

### Q48 Did you visit the Career/Transfer Center? (Mark all that apply.)

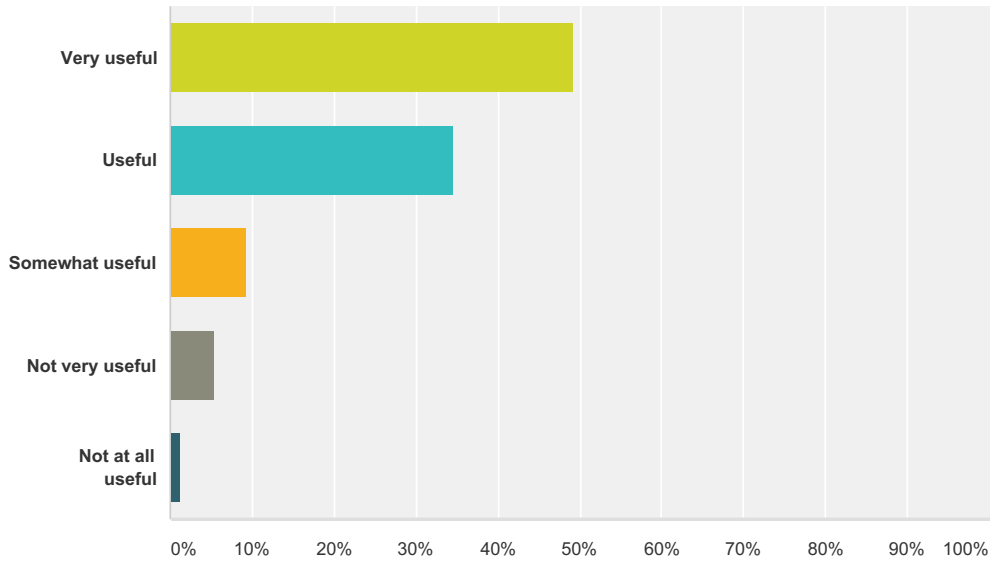
Answered: 129 Skipped: 25



Answer Choices	Responses
Yes, for transfer information	50.39% 65
Yes, for major information	28.68% 37
Yes, for career/ occupational information	10.08% 13
Yes, to complete applications	20.16% 26
Yes, to use computer lab	16.28% 21
Yes, for financial aid and or scholarship information	11.63% 15
Yes, to see a four year college representative	13.18% 17
No, I did not visit the Career/Transfer Center (skip forward)	43.41% 56
<b>Total Respondents: 129</b>	

**Q49 Please rate the usefulness of the information provided at the Career/ Transfer Center.**

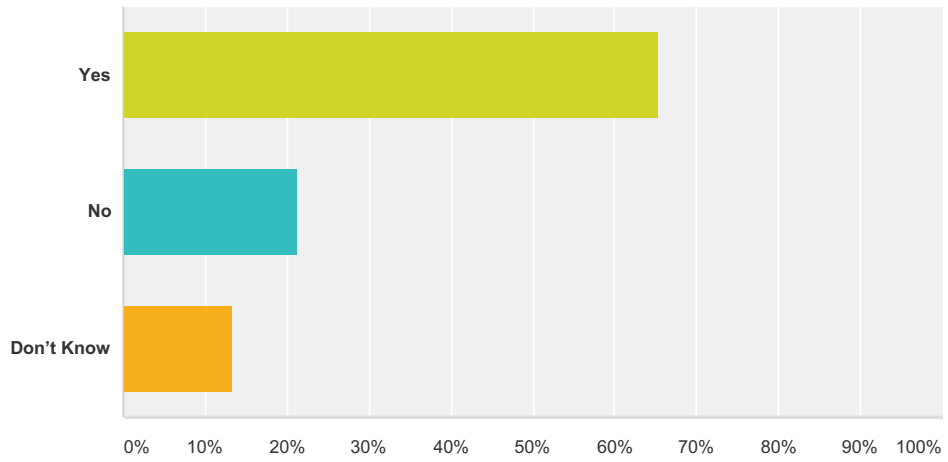
Answered: 75 Skipped: 79



Answer Choices	Responses
Very useful	49.33% 37
Useful	34.67% 26
Somewhat useful	9.33% 7
Not very useful	5.33% 4
Not at all useful	1.33% 1
<b>Total</b>	<b>75</b>

**Q50 Do you see the Career/Transfer Center services publicized on campus?**

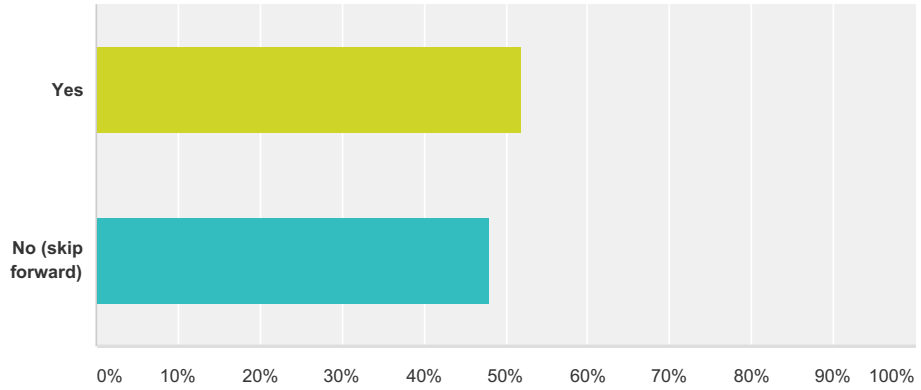
Answered: 75 Skipped: 79



Answer Choices	Responses	
Yes	65.33%	49
No	21.33%	16
Don't Know	13.33%	10
<b>Total</b>		<b>75</b>

**Q51 Did you attend any Career/Transfer Center sponsored events (e.g. college fairs, workshops, college reps, bus trips)?**

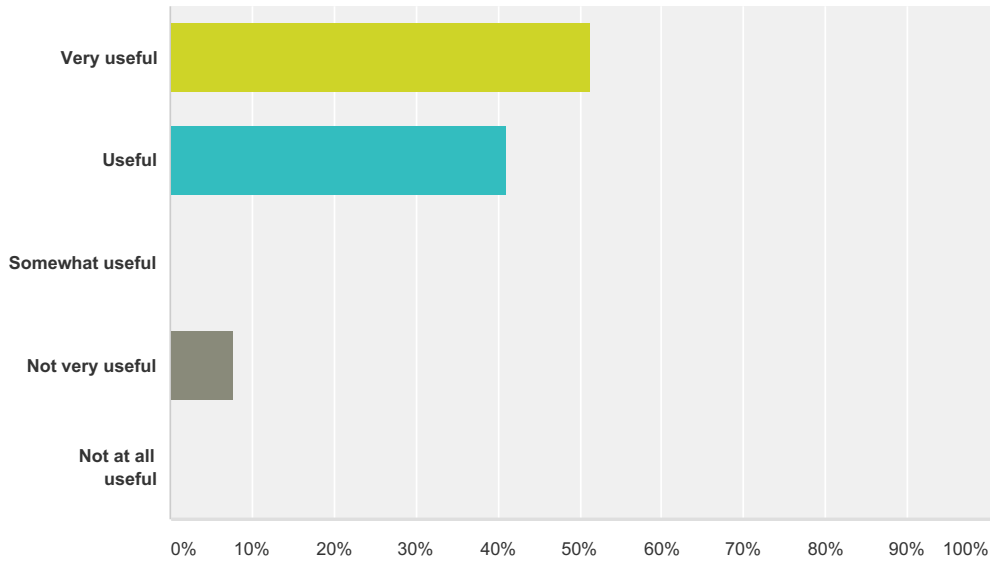
Answered: 75 Skipped: 79



Answer Choices	Responses	
Yes	52.00%	39
No (skip forward)	48.00%	36
<b>Total</b>		<b>75</b>

**Q52 Please rate the usefulness of the information provided at the Career/ Transfer Center events.**

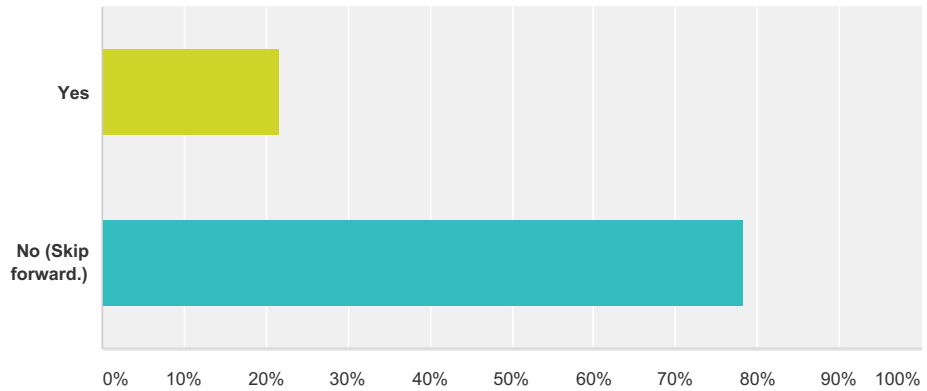
Answered: 39 Skipped: 115



Answer Choices	Responses	Count
Very useful	51.28%	20
Useful	41.03%	16
Somewhat useful	0.00%	0
Not very useful	7.69%	3
Not at all useful	0.00%	0
<b>Total</b>		<b>39</b>

### Q54 Did you take a Personal Development class while at LAVC?

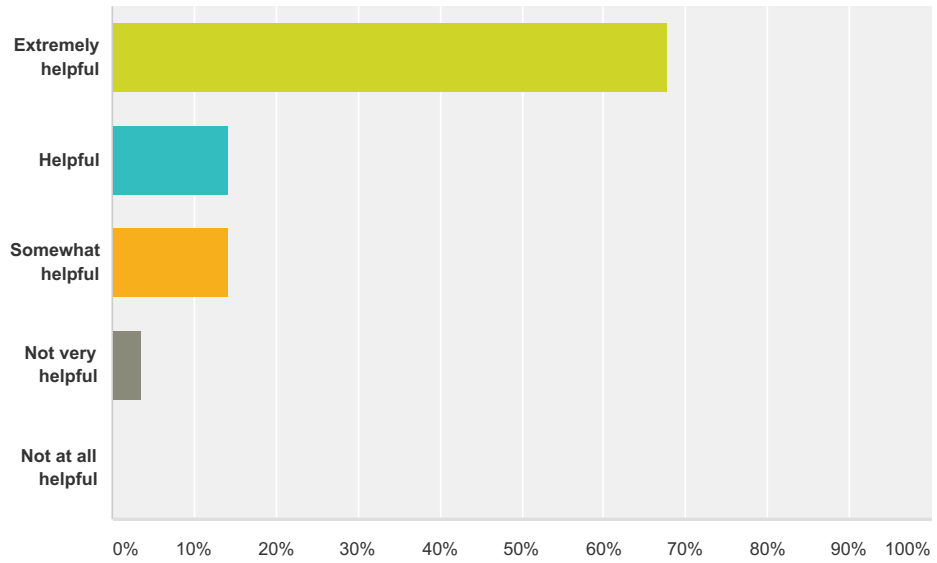
Answered: 129 Skipped: 25



Answer Choices	Responses	
Yes	21.71%	28
No (Skip forward.)	78.29%	101
<b>Total</b>		<b>129</b>

**Q55 Please rate the Personal Development course(s) in terms of helping you reach your career/transfer or other goals.**

Answered: 28 Skipped: 126

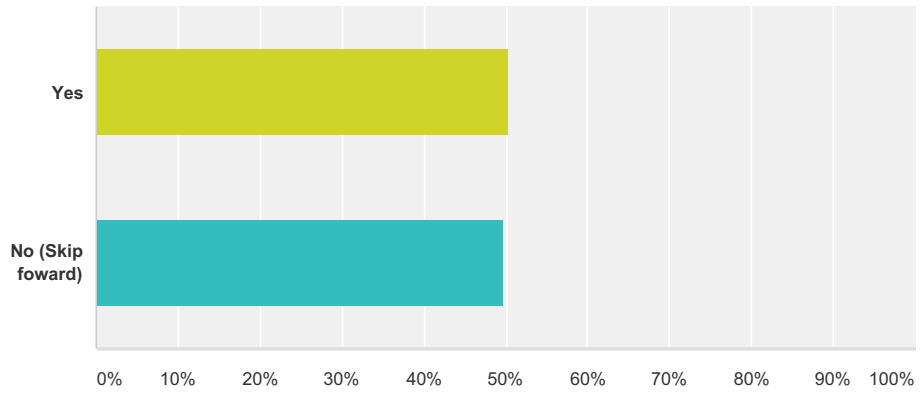


Answer Choices	Responses
Extremely helpful	67.86% 19
Helpful	14.29% 4
Somewhat helpful	14.29% 4
Not very helpful	3.57% 1
Not at all helpful	0.00% 0
<b>Total</b>	<b>28</b>



### Q56 Did you use a tutoring service while at LAVC?

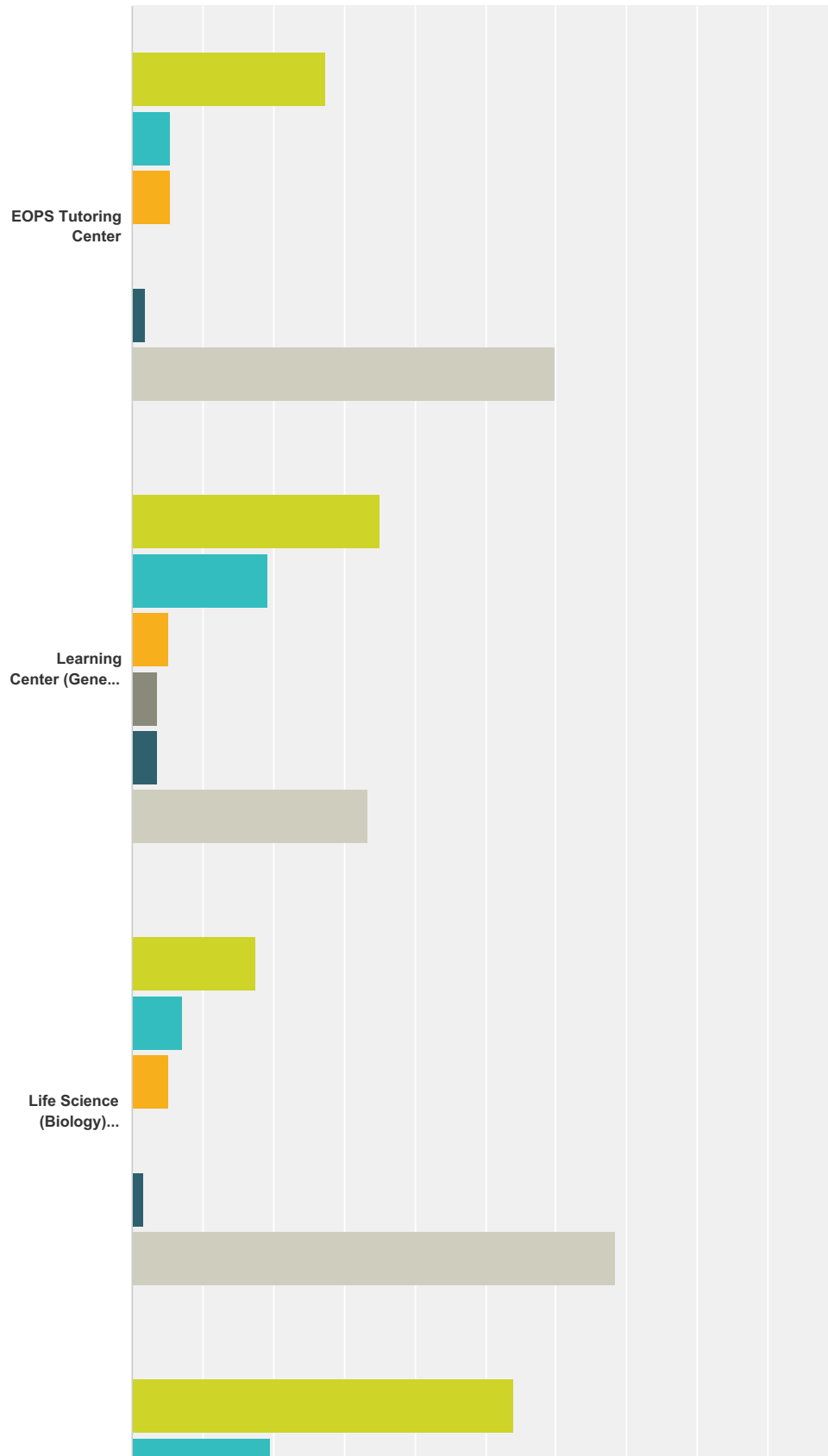
Answered: 129 Skipped: 25



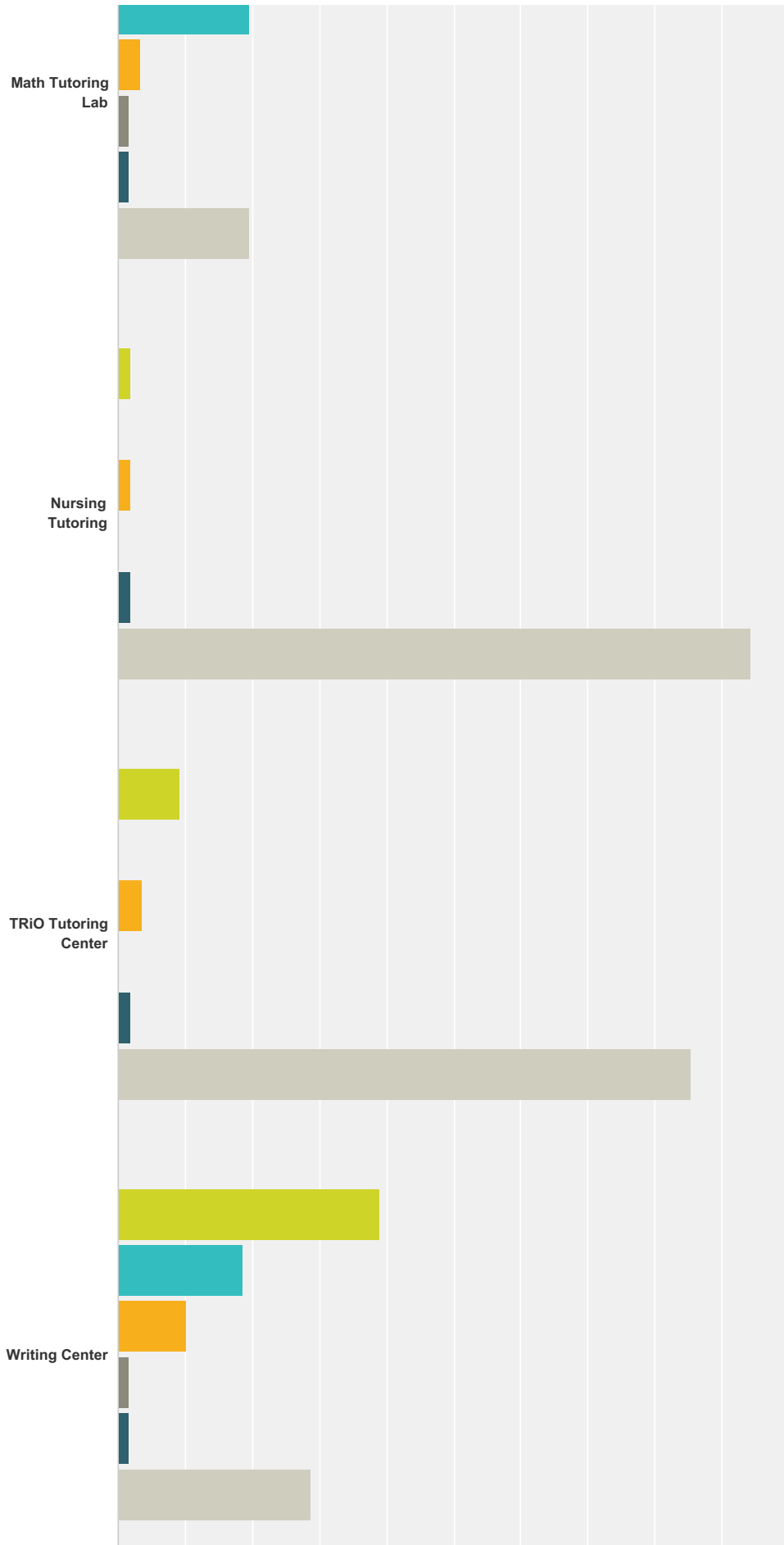
Answer Choices	Responses	
Yes	50.39%	65
No (Skip forward)	49.61%	64
<b>Total</b>		<b>129</b>

### Q57 How helpful were these services in accomplishing your academic goal(s).

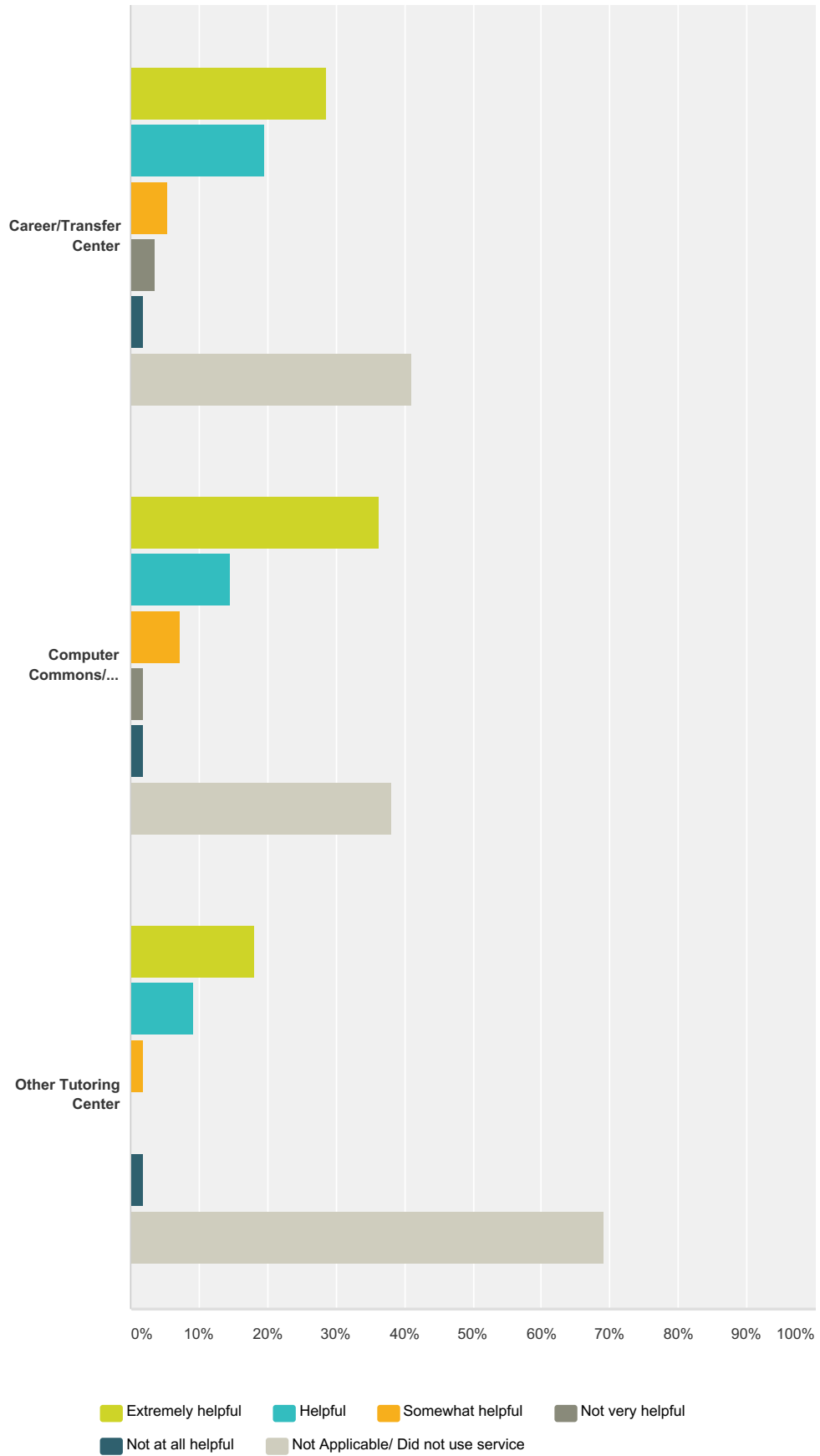
Answered: 65 Skipped: 89



LAVC Graduation, Transfer, Exit Survey 2015-16



# LAVC Graduation, Transfer, Exit Survey 2015-16



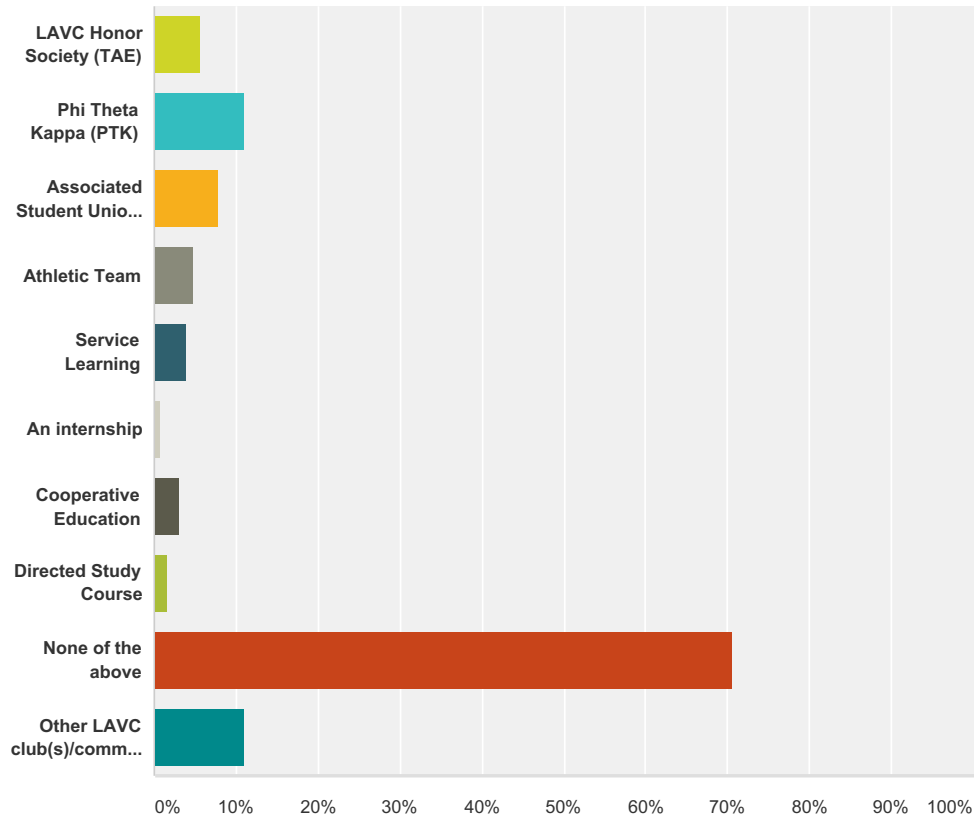
	Extremely helpful	Helpful	Somewhat helpful	Not very helpful	Not at all helpful	Not Applicable/ Did not use service	Total
--	-------------------	---------	------------------	------------------	--------------------	-------------------------------------	-------

LAVC Graduation, Transfer, Exit Survey 2015-16

EOPS Tutoring Center	<b>27.27%</b> 15	<b>5.45%</b> 3	<b>5.45%</b> 3	<b>0.00%</b> 0	<b>1.82%</b> 1	<b>60.00%</b> 33	55
Learning Center (General Tutoring)	<b>35.09%</b> 20	<b>19.30%</b> 11	<b>5.26%</b> 3	<b>3.51%</b> 2	<b>3.51%</b> 2	<b>33.33%</b> 19	57
Life Science (Biology) Tutoring Lab	<b>17.54%</b> 10	<b>7.02%</b> 4	<b>5.26%</b> 3	<b>0.00%</b> 0	<b>1.75%</b> 1	<b>68.42%</b> 39	57
Math Tutoring Lab	<b>54.10%</b> 33	<b>19.67%</b> 12	<b>3.28%</b> 2	<b>1.64%</b> 1	<b>1.64%</b> 1	<b>19.67%</b> 12	61
Nursing Tutoring	<b>1.89%</b> 1	<b>0.00%</b> 0	<b>1.89%</b> 1	<b>0.00%</b> 0	<b>1.89%</b> 1	<b>94.34%</b> 50	53
TRiO Tutoring Center	<b>9.09%</b> 5	<b>0.00%</b> 0	<b>3.64%</b> 2	<b>0.00%</b> 0	<b>1.82%</b> 1	<b>85.45%</b> 47	55
Writing Center	<b>38.98%</b> 23	<b>18.64%</b> 11	<b>10.17%</b> 6	<b>1.69%</b> 1	<b>1.69%</b> 1	<b>28.81%</b> 17	59
Career/Transfer Center	<b>28.57%</b> 16	<b>19.64%</b> 11	<b>5.36%</b> 3	<b>3.57%</b> 2	<b>1.79%</b> 1	<b>41.07%</b> 23	56
Computer Commons/ Library Computers	<b>36.36%</b> 20	<b>14.55%</b> 8	<b>7.27%</b> 4	<b>1.82%</b> 1	<b>1.82%</b> 1	<b>38.18%</b> 21	55
Other Tutoring Center	<b>18.18%</b> 10	<b>9.09%</b> 5	<b>1.82%</b> 1	<b>0.00%</b> 0	<b>1.82%</b> 1	<b>69.09%</b> 38	55

**Q58 Have you been a member or participated in the following while at LAVC?  
(Mark all that apply.)**

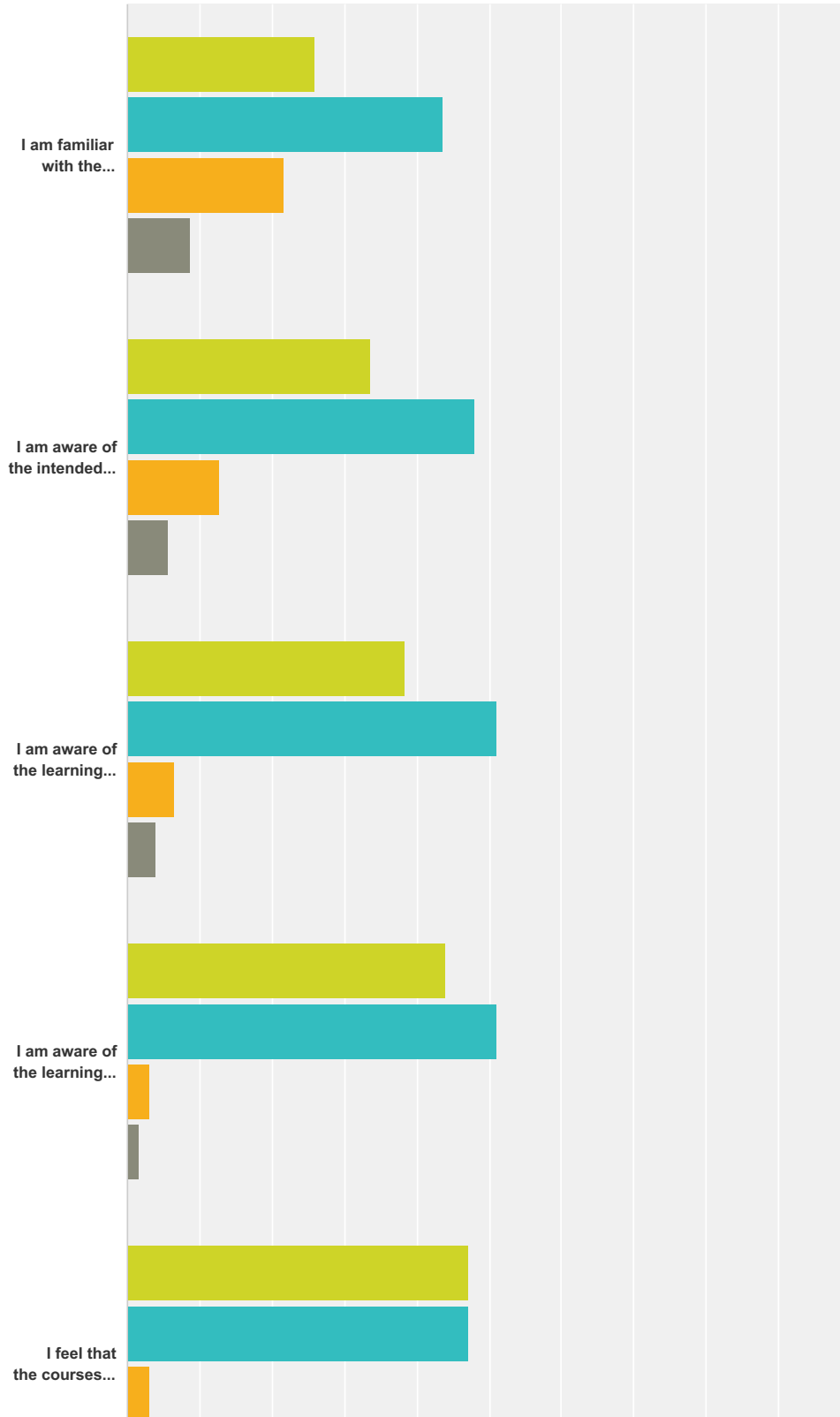
Answered: 126 Skipped: 28



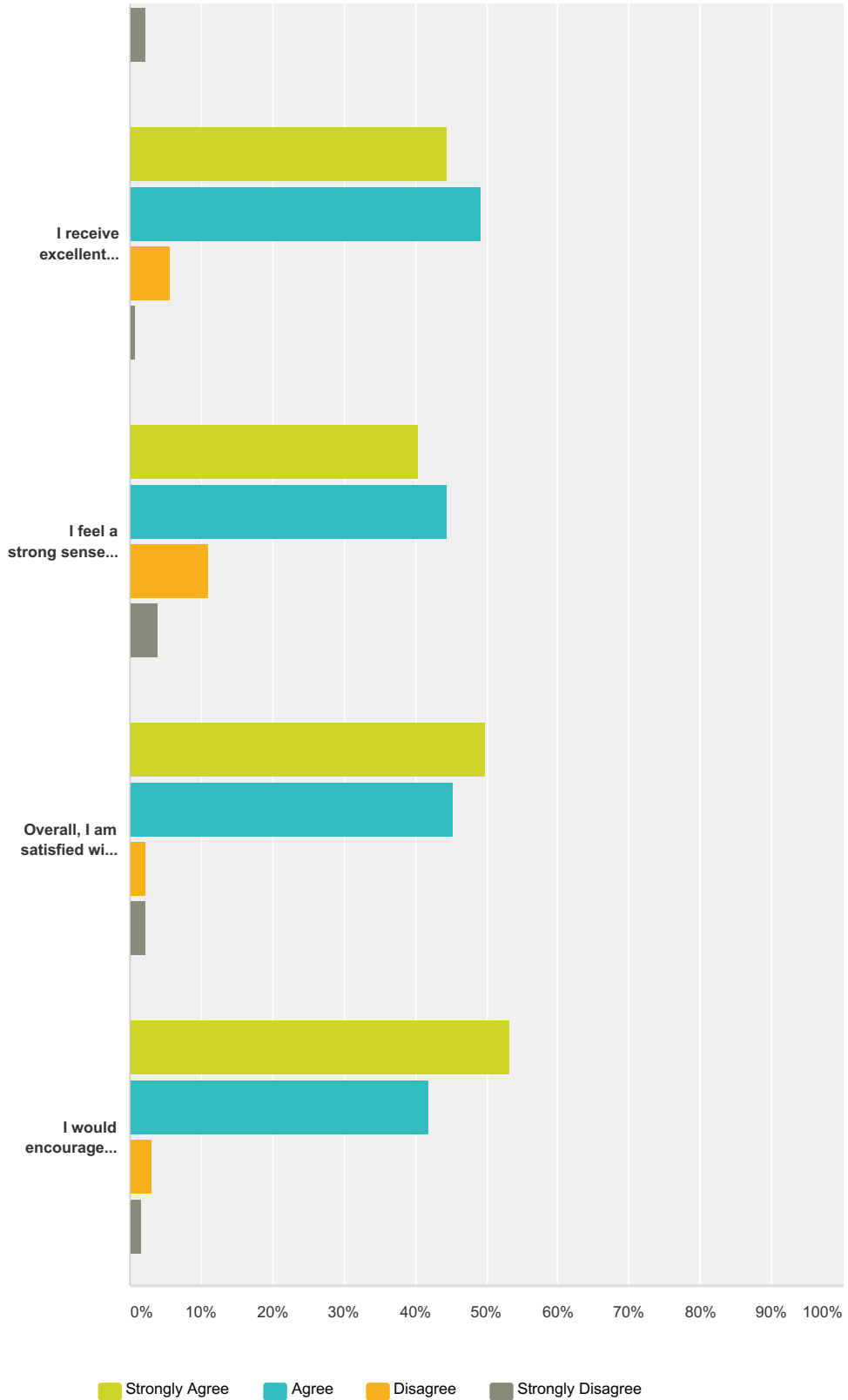
Answer Choices	Responses
LAVC Honor Society (TAE)	5.56% 7
Phi Theta Kappa (PTK)	11.11% 14
Associated Student Union (ASU)	7.94% 10
Athletic Team	4.76% 6
Service Learning	3.97% 5
An internship	0.79% 1
Cooperative Education	3.17% 4
Directed Study Course	1.59% 2
None of the above	70.63% 89
Other LAVC club(s)/committee(s) etc. (please specify):	11.11% 14
<b>Total Respondents: 126</b>	

**Q59 Based on your overall experience at LA Valley College, to what extent do you agree with each statement? (Mark one response for each item.)**

Answered: 126 Skipped: 28



## LAVC Graduation, Transfer, Exit Survey 2015-16



	Strongly Agree	Agree	Disagree	Strongly Disagree	Total
I am familiar with the mission statement of this college	25.81% 32	43.55% 54	21.77% 27	8.87% 11	124
I am aware of the intended learning outcomes of this college	33.60% 42	48.00% 60	12.80% 16	5.60% 7	125

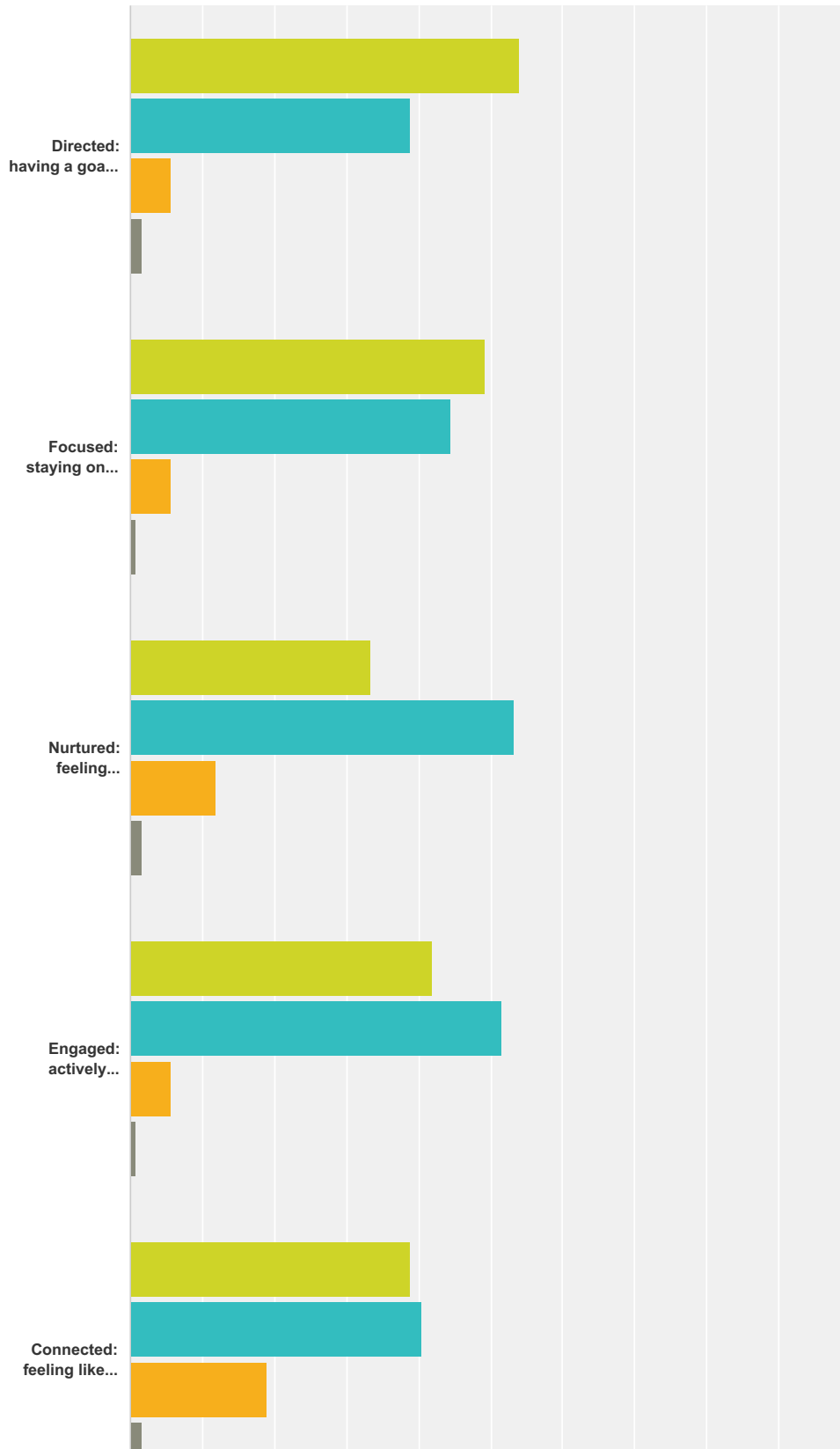


## LAVC Graduation, Transfer, Exit Survey 2015-16

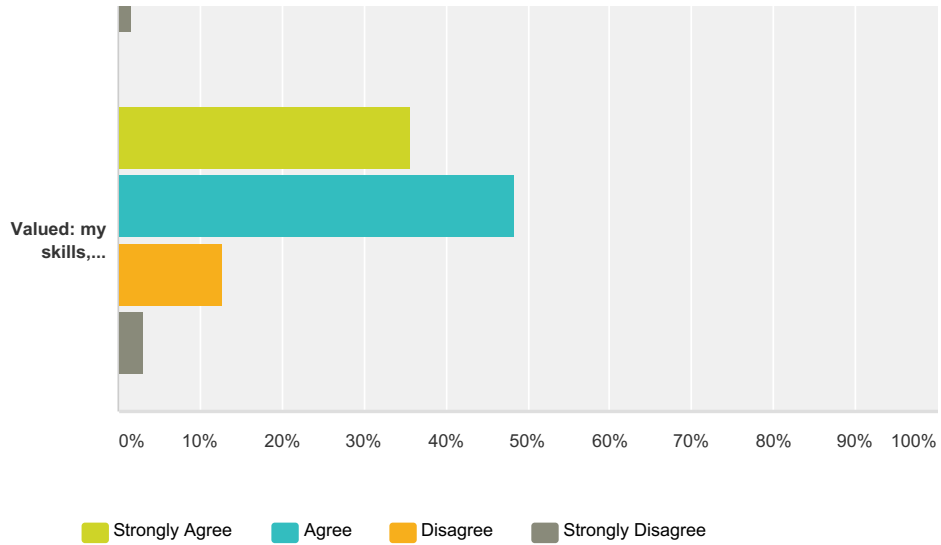
I am aware of the learning outcomes for my program	<b>38.40%</b> 48	<b>51.20%</b> 64	<b>6.40%</b> 8	<b>4.00%</b> 5	125
I am aware of the learning outcomes for my courses	<b>44.00%</b> 55	<b>51.20%</b> 64	<b>3.20%</b> 4	<b>1.60%</b> 2	125
I feel that the courses required in my program prepare me for further coursework, employment, or transfer	<b>47.20%</b> 59	<b>47.20%</b> 59	<b>3.20%</b> 4	<b>2.40%</b> 3	125
I receive excellent instruction in most of my courses	<b>44.44%</b> 56	<b>49.21%</b> 62	<b>5.56%</b> 7	<b>0.79%</b> 1	126
I feel a strong sense of belonging to this college	<b>40.48%</b> 51	<b>44.44%</b> 56	<b>11.11%</b> 14	<b>3.97%</b> 5	126
Overall, I am satisfied with my experience at this college	<b>50.00%</b> 63	<b>45.24%</b> 57	<b>2.38%</b> 3	<b>2.38%</b> 3	126
I would encourage others to attend this college	<b>53.17%</b> 67	<b>42.06%</b> 53	<b>3.17%</b> 4	<b>1.59%</b> 2	126

**Q60 Based on your overall experiences at LA Valley College, please respond to the following statements: At LAVC, I felt...**

Answered: 126 Skipped: 28



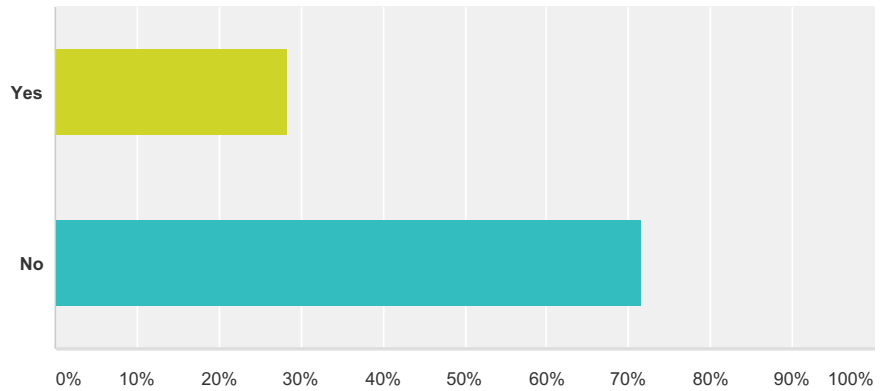
## LAVC Graduation, Transfer, Exit Survey 2015-16



	Strongly Agree	Agree	Disagree	Strongly Disagree	Total
Directed: having a goal and know how to achieve it	53.97% 68	38.89% 49	5.56% 7	1.59% 2	126
Focused: staying on track and focused on my goal — keeping my eyes on the prize	49.21% 62	44.44% 56	5.56% 7	0.79% 1	126
Nurtured: feeling somebody wants and helps me to succeed	33.33% 42	53.17% 67	11.90% 15	1.59% 2	126
Engaged: actively participating in class and extracurricular activities	42.06% 53	51.59% 65	5.56% 7	0.79% 1	126
Connected: feeling like part of the college community	38.89% 49	40.48% 51	19.05% 24	1.59% 2	126
Valued: my skills, talents, abilities and experiences are recognized; I had opportunities to contribute on campus and felt my contributions were appreciated	35.71% 45	48.41% 61	12.70% 16	3.17% 4	126

### Q66 Are you interested in networking with LAVC alumni?

Answered: 123 Skipped: 31



Answer Choices	Responses	
Yes	28.46%	35
No	71.54%	88
<b>Total</b>		<b>123</b>