

## Accessing LAVC Virtual Workshops on Pisces

**Step 1:** Sign-in to your LAVC Canvas Account.

**Step 2:** Click on any class in your Canvas Dashboard.

**Step 3:** On the left-hand side, click on "LAVC Online Tutoring".

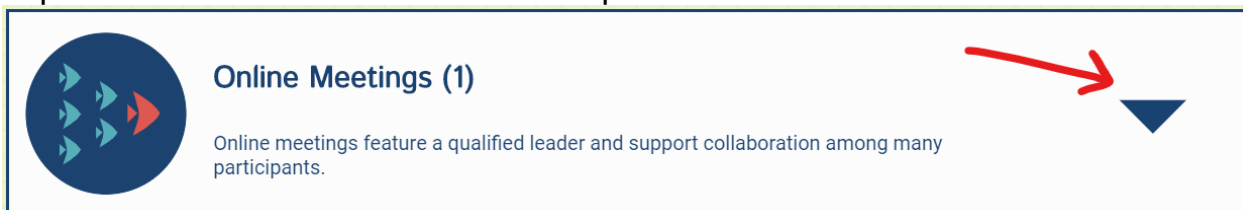
You are now in Pisces! To find Math Lab workshops, keep reading Steps 4 to 7. To find Writing Center workshops, skip to Steps 8 to 11.

### Attending Math Lab Workshops

For a calendar of ARC-hosted events, including Math Lab workshops, [click here](#).

**Step 4:** You will find a menu that says, "Please Select a Group". Scroll down and find "Math Lab Workshops". Click on the tab.

**Step 5:** There is an "Online Meetings" tab. Click on the downward arrow to expand the tab and see the workshop room.



**Step 6:** Click on the workshop that you would like to attend.

**Online Meetings (1)**

Online meetings feature a qualified leader and support collaboration among many participants.

**FH** Fendi He's Room    Math 227 Exam Review Workshop

1 person in this room

**Step 7:** You are now in the virtual whiteboard for the workshop. To join the actual workshop, follow the instructions and click the “Math Workshop” hyperlink to join the meeting. Depending on which math class this workshop is for, it may have a slightly different name.

Session Tools Keypad Fsize Fstyle Color Help    16:19    1

PISCES®

Users (1)  
Ivela Toneryan

Hello,  
Welcome to Math 227 Exam Review Workshop!  
Please click on the blue link below to join our workshop.

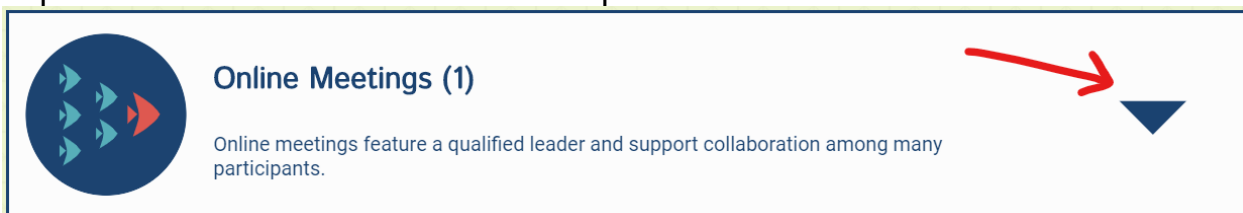
[Math 227 Workshop](#)

## Attending Writing Center Workshops

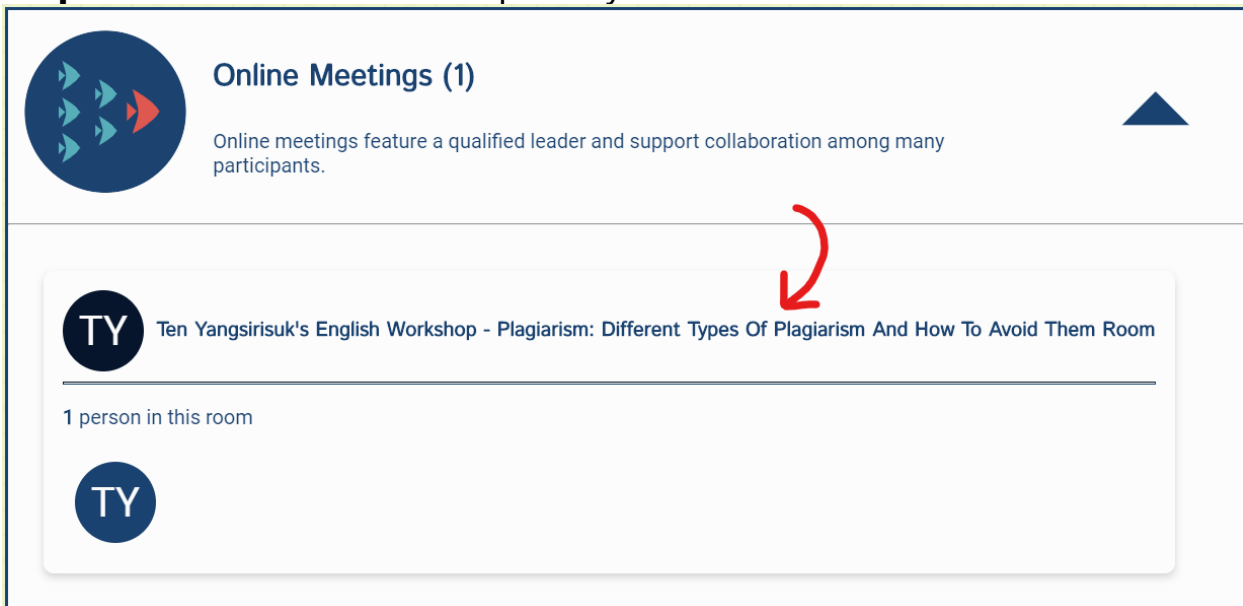
You can join every week Tuesdays and Saturdays to improve your writing skills. To view the schedule for this semester, [click here](#).

**Step 8:** (Continue here from Step 3.) You will find a menu that says, "Please Select a Group". Scroll down and find "English & Writing Workshops". Click on the tab.

**Step 9:** There is an "Online Meetings" tab. Click on the downward arrow to expand the tab and see the workshop room.



**Step 10:** Click on the workshop that you would like to attend.



**Step 11:** You are now in the virtual whiteboard for the workshop. To join the actual workshop, follow the instructions and click the “English Workshop Room” hyperlink.

English Workshop - Plagiarism: Different types of Plagiarism and how to avoid them

The screenshot shows a virtual whiteboard interface with a menu bar at the top (Session, Tools, Keypad, Fsize, Fstyle, Color, Help) and a toolbar on the left. The main content area contains the following text:

To enter the English Workshop for 9/15/2020, please click the link below:

[English Workshop Room](#)

The workshop will begin at 1:30 PM.  
If Professor Yegoryan is not in the room, please wait until she joins.  
Thank you!

On the right side, there is a 'Users (2)' panel with the following table:

Users (2)	
Ten Yangsinsuk	✓ ✓
Arkaz Vardanyan	✓ ✓

At the bottom right, there is a text input field labeled 'Type your message'.