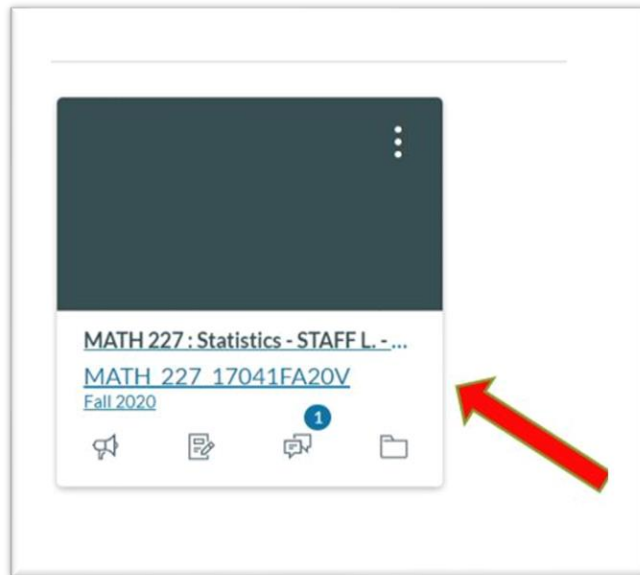





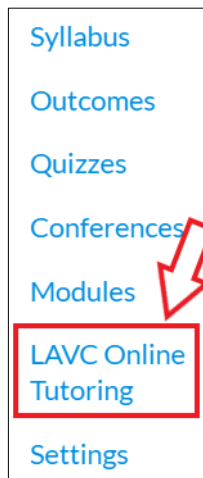
FAQ's: Logging on to LAVC ARC Online Tutoring

Q: How do I access online tutoring?

1. To access ARC's online tutoring, sign into Canvas as you normally would using the LAVC Portal. Then, click on the class on your Canvas Dashboard that you would like tutoring for.



2. On the class menu on the left side, click on the "LAVC Online Tutoring" link



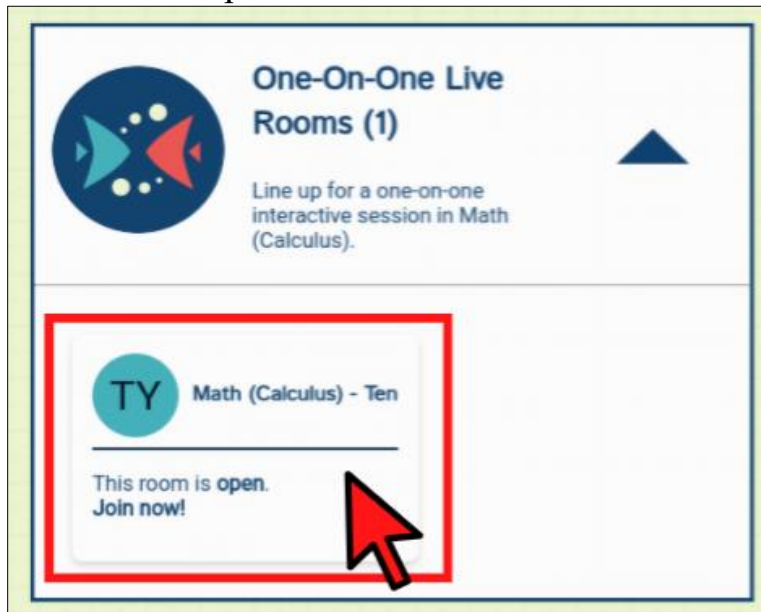
3. Agree to the terms and conditions, and then you will be taken to the main subject page for tutoring. Here, you will click on the subject you wish to be tutored for (Chemistry, Math, English, etc.)



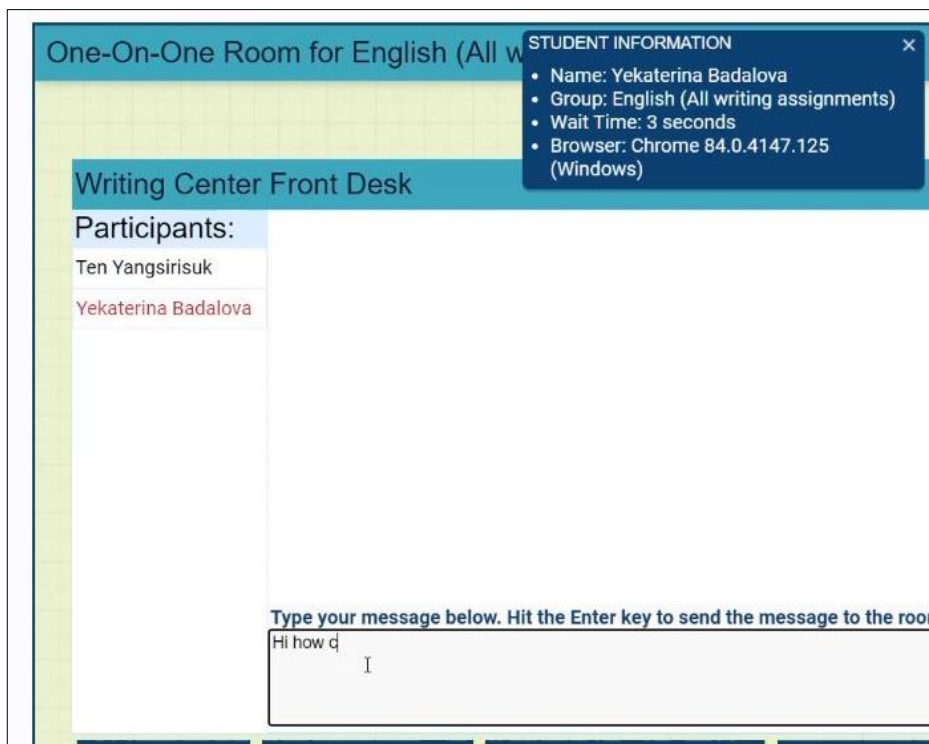
4. Once you have entered the subject area, look for a room and click on the down arrow to find out more information about that room.



5. Clicking the arrow will make the information about the room appear. If it says “this room is open” that means you can join that room. Be sure to read the title of each room carefully to make sure you enter the correct room. Click where it says “this room is open” to enter the room.



6. Once admitted to the room, a chat box will open. You will be greeted by either a staff or tutor. Type your question into the box on the bottom right. Please follow the directions of the staff or tutor. Have a great tutoring session!



Q: Will I be able to video chat with a tutor?

A: LAVC Online Tutoring does have a video chat function if you wish to video chat with a tutor. However, the tutor will begin the video chat when they are ready. Also, be aware that on some browsers, a pop-up blocker may prevent the video chat function from opening. Look for a small notification in the address bar of your browser that will look something like this:



For example, on Google Chrome, a small red x will appear in the address bar. You can click on the red x and allow LAVC online tutoring to open video chat on your computer.



Q: Wait, if it is on Canvas, won't it charge me enrollment fees or affect my GPA?

A: Do not worry! Enrollment is free and will not affect your GPA!

Q: Where will I find the ARC Workshops?

A: The workshops will also be available the same way you accessed tutoring. When you get to the subject list, click on the subject of the workshop. The workshop should be listed as one of the active rooms. If you have questions, or do not see the workshop, feel free to enter a tutoring room and ask for help.

Q: What if I have further Questions?

A: If you have any further questions, you can contact arc@lavc.edu for more information.

Q: Where can I follow you on social media?

A: [Instagram](#)

[Facebook](#)

[Tumblr](#)

[Twitter](#)

[YouTube](#)