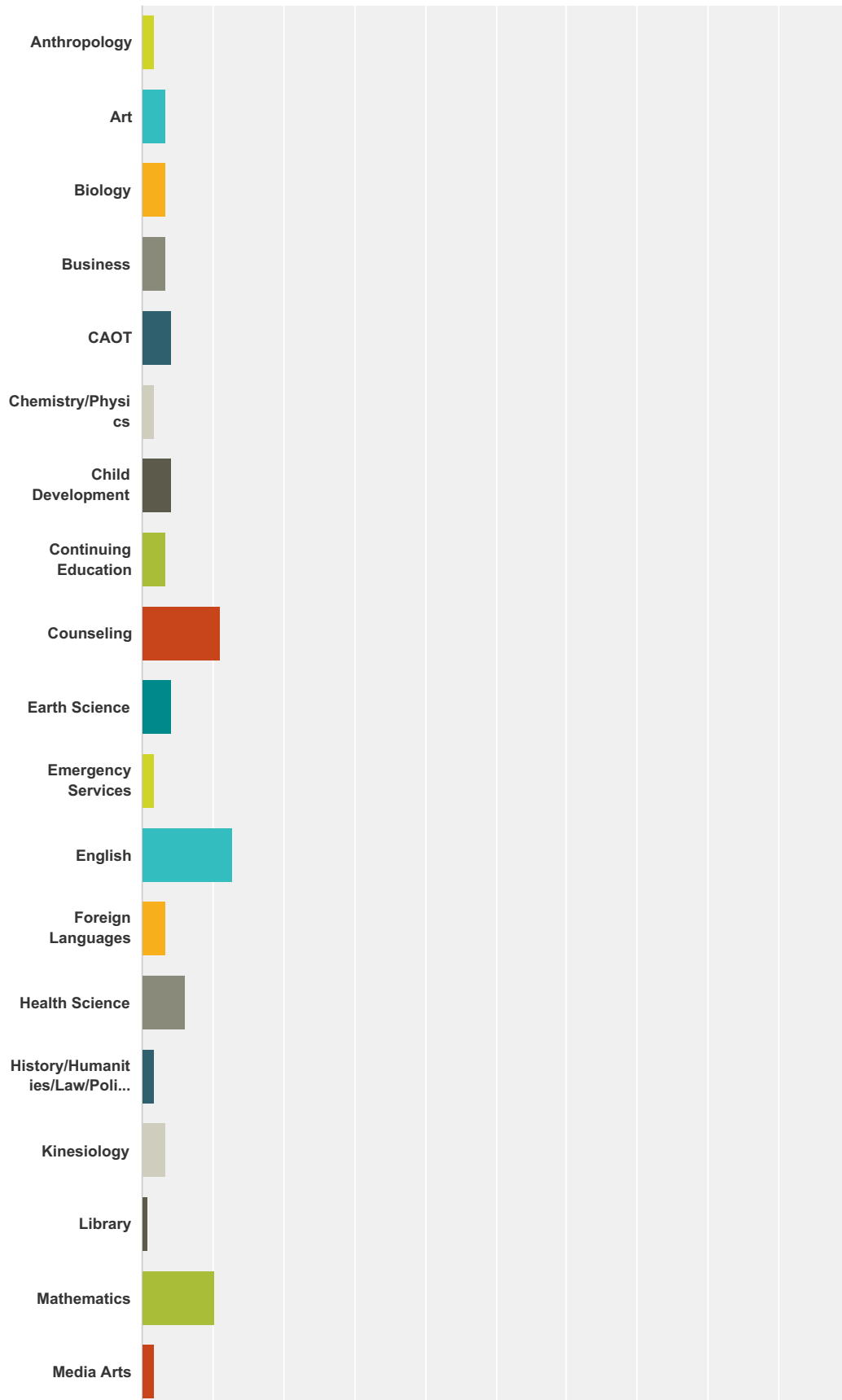
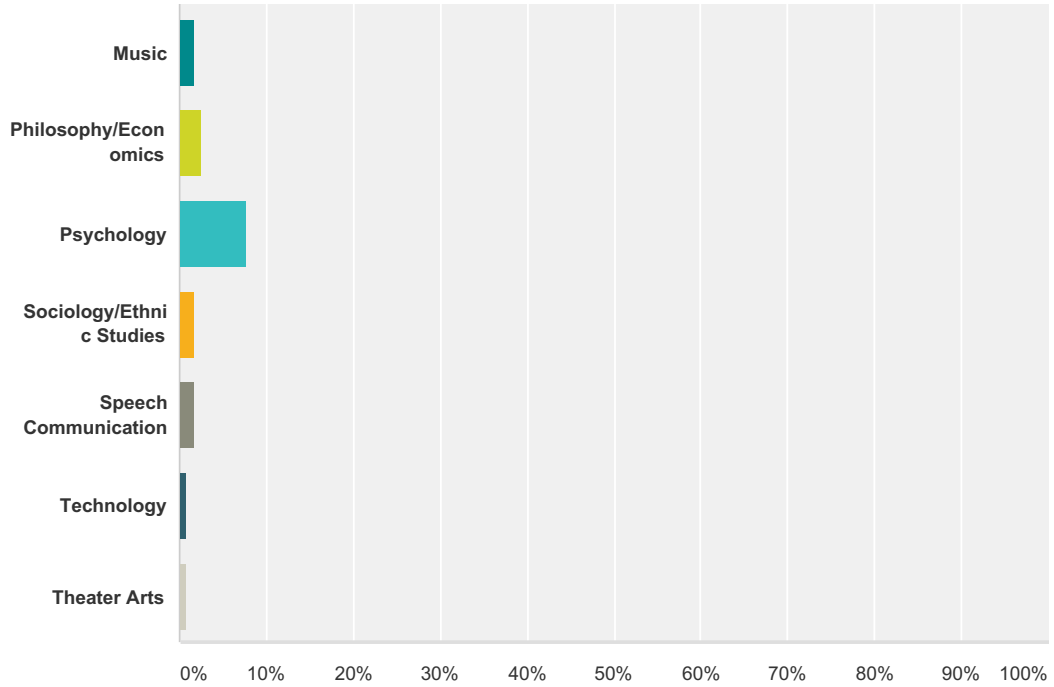


### Q1 Please indicate your Departement?

Answered: 117 Skipped: 2



## SSD - Faculty Survey, Spring 2016



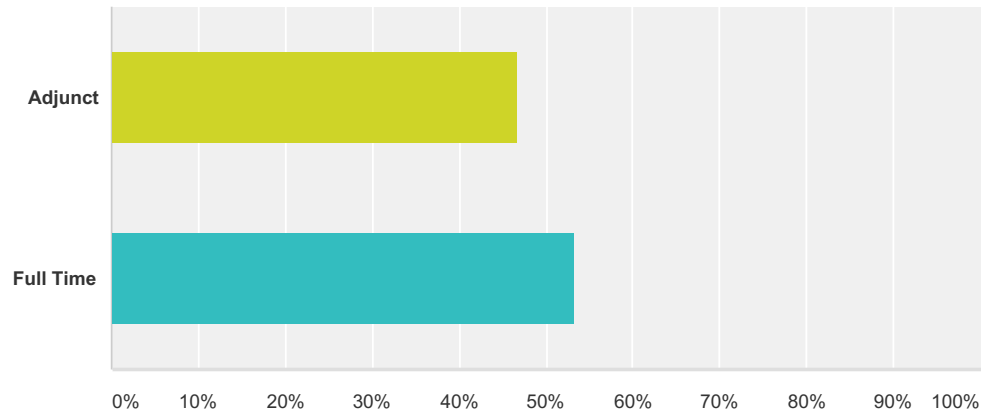
Answer Choices	Responses
Anthropology	1.71% 2
Art	3.42% 4
Biology	3.42% 4
Business	3.42% 4
CAOT	4.27% 5
Chemistry/Physics	1.71% 2
Child Development	4.27% 5
Continuing Education	3.42% 4
Counseling	11.11% 13
Earth Science	4.27% 5
Emergency Services	1.71% 2
English	12.82% 15
Foreign Languages	3.42% 4
Health Science	5.98% 7
History/Humanities/Law/Political Science	1.71% 2
Kinesiology	3.42% 4
Library	0.85% 1
Mathematics	10.26% 12
Media Arts	1.71% 2

## SSD - Faculty Survey, Spring 2016

Music	1.71%	2
Philosophy/Economics	2.56%	3
Psychology	7.69%	9
Sociology/Ethnic Studies	1.71%	2
Speech Communication	1.71%	2
Technology	0.85%	1
Theater Arts	0.85%	1
<b>Total</b>		<b>117</b>

## Q2 Your faculty status?

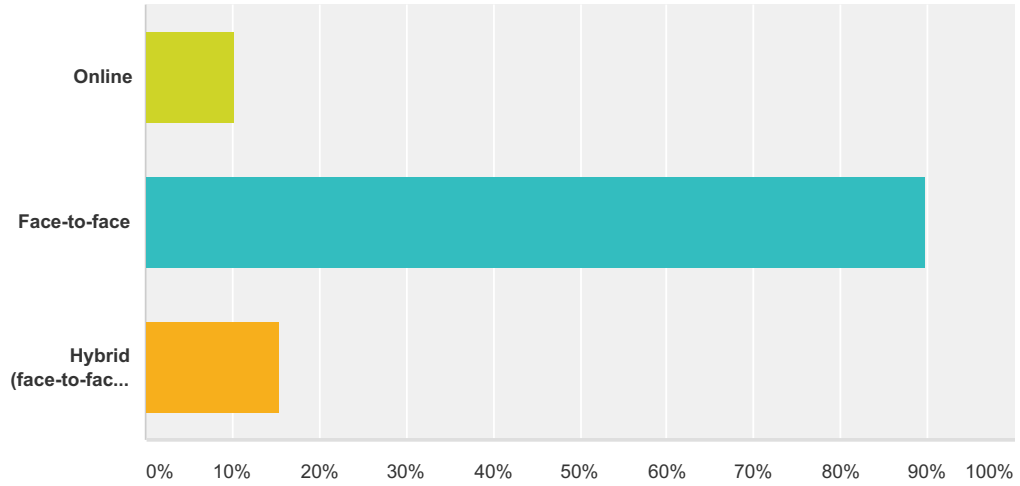
Answered: 109 Skipped: 10



Answer Choices	Responses
Adjunct	46.79% 51
Full Time	53.21% 58
<b>Total</b>	<b>109</b>

**Q3 Which of the following modes of instruction best describes the one you used in the 2015-2016 academic year?**

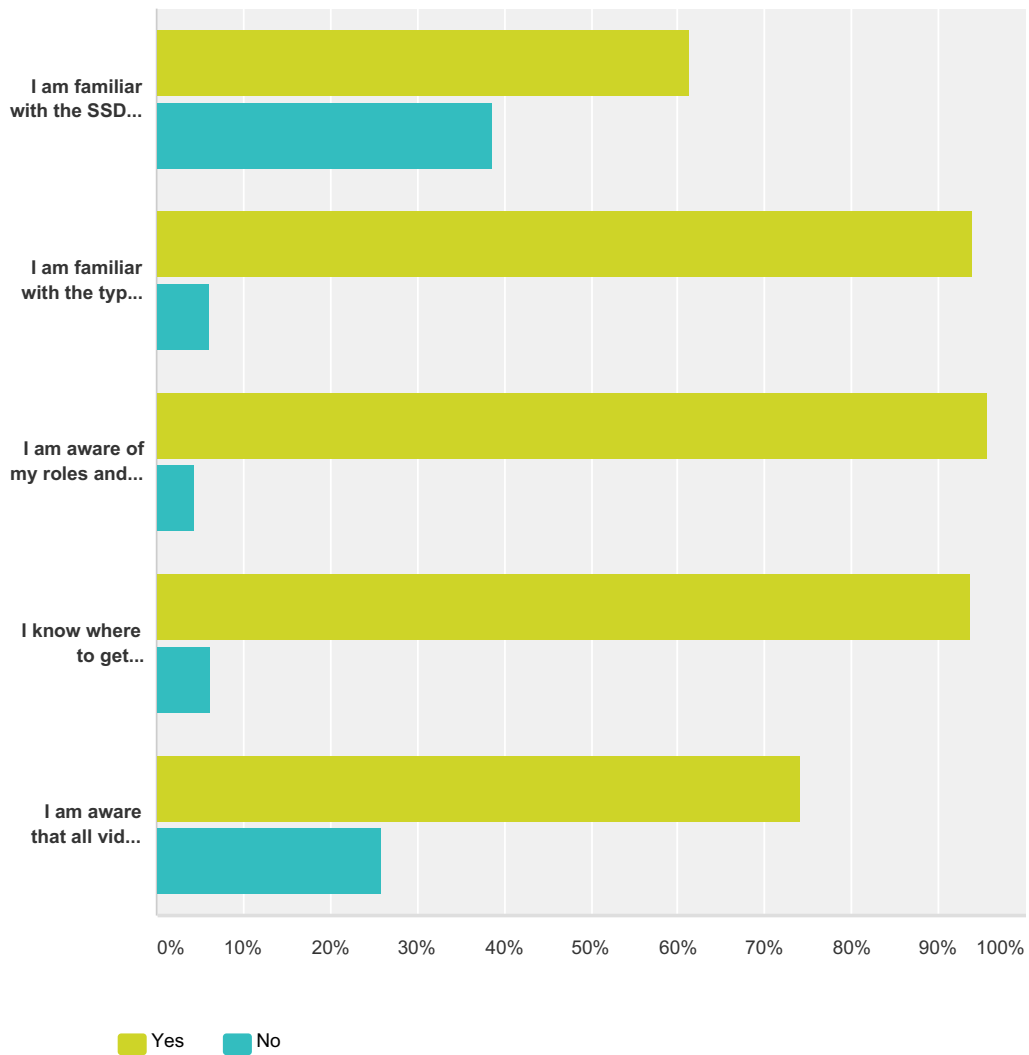
Answered: 117 Skipped: 2



Answer Choices	Responses
Online	10.26% 12
Face-to-face	89.74% 105
Hybrid (face-to-face and online)	15.38% 18
<b>Total Respondents: 117</b>	

### Q4 Please respond “Yes” or “No” to the following statements?

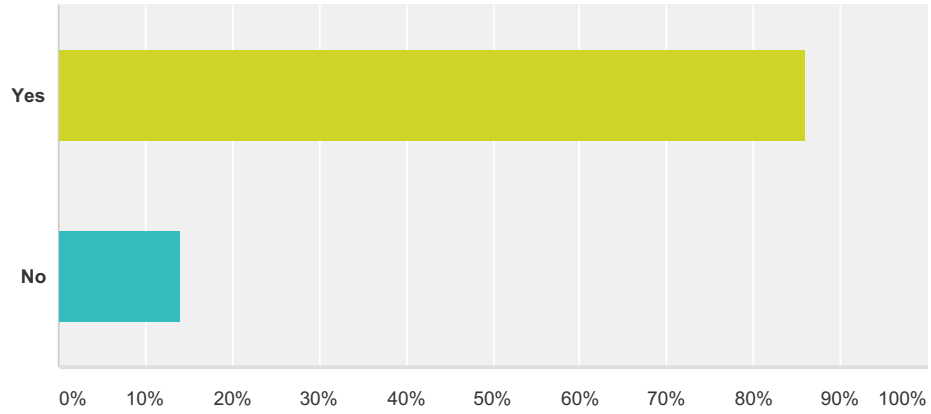
Answered: 114 Skipped: 5



	Yes	No	Total
I am familiar with the SSD Faculty Handbook.	<b>61.40%</b> 70	<b>38.60%</b> 44	114
I am familiar with the type of services and accommodations for disabled students.	<b>93.86%</b> 107	<b>6.14%</b> 7	114
I am aware of my roles and responsibilities in handling SSD accommodations.	<b>95.61%</b> 109	<b>4.39%</b> 5	114
I know where to get assistance and resources regarding SSD.	<b>93.81%</b> 106	<b>6.19%</b> 7	113
I am aware that all videos and online media used in the classroom must be closed captioned.	<b>74.11%</b> 83	<b>25.89%</b> 29	112

**Q5 Have you ever received a Classroom and Testing Accommodations Letter from the SSD office for one of your students?**

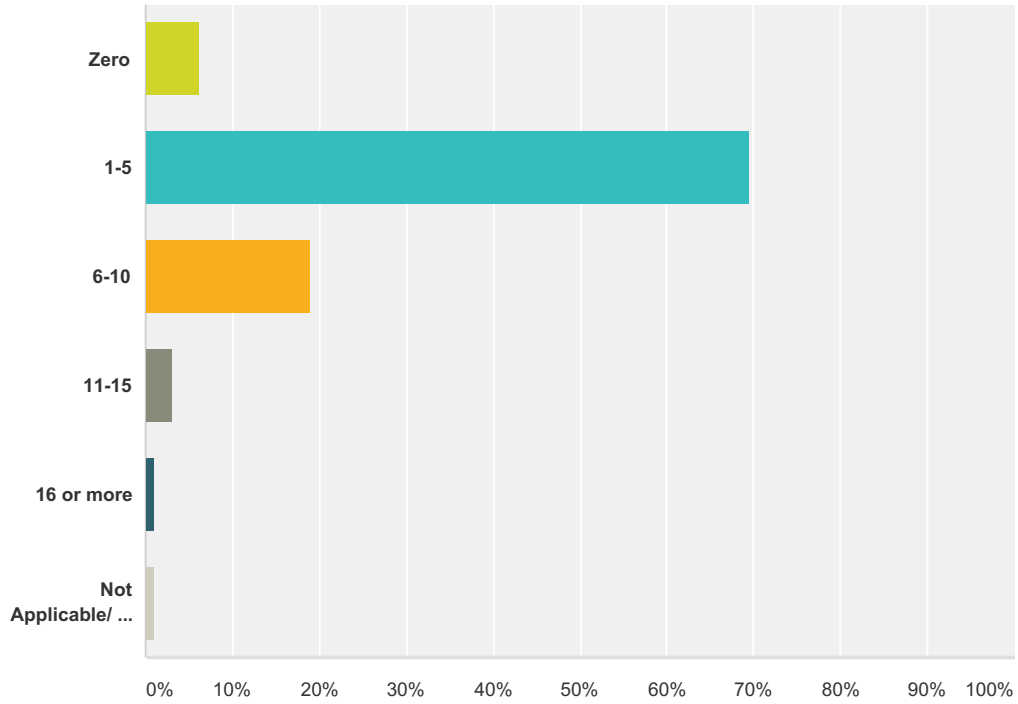
Answered: 115 Skipped: 4



Answer Choices	Responses
Yes	86.09% 99
No	13.91% 16
<b>Total</b>	<b>115</b>

### Q6 In 2015-2016, how many SSD students requested accommodations in your classes?

Answered: 95 Skipped: 24

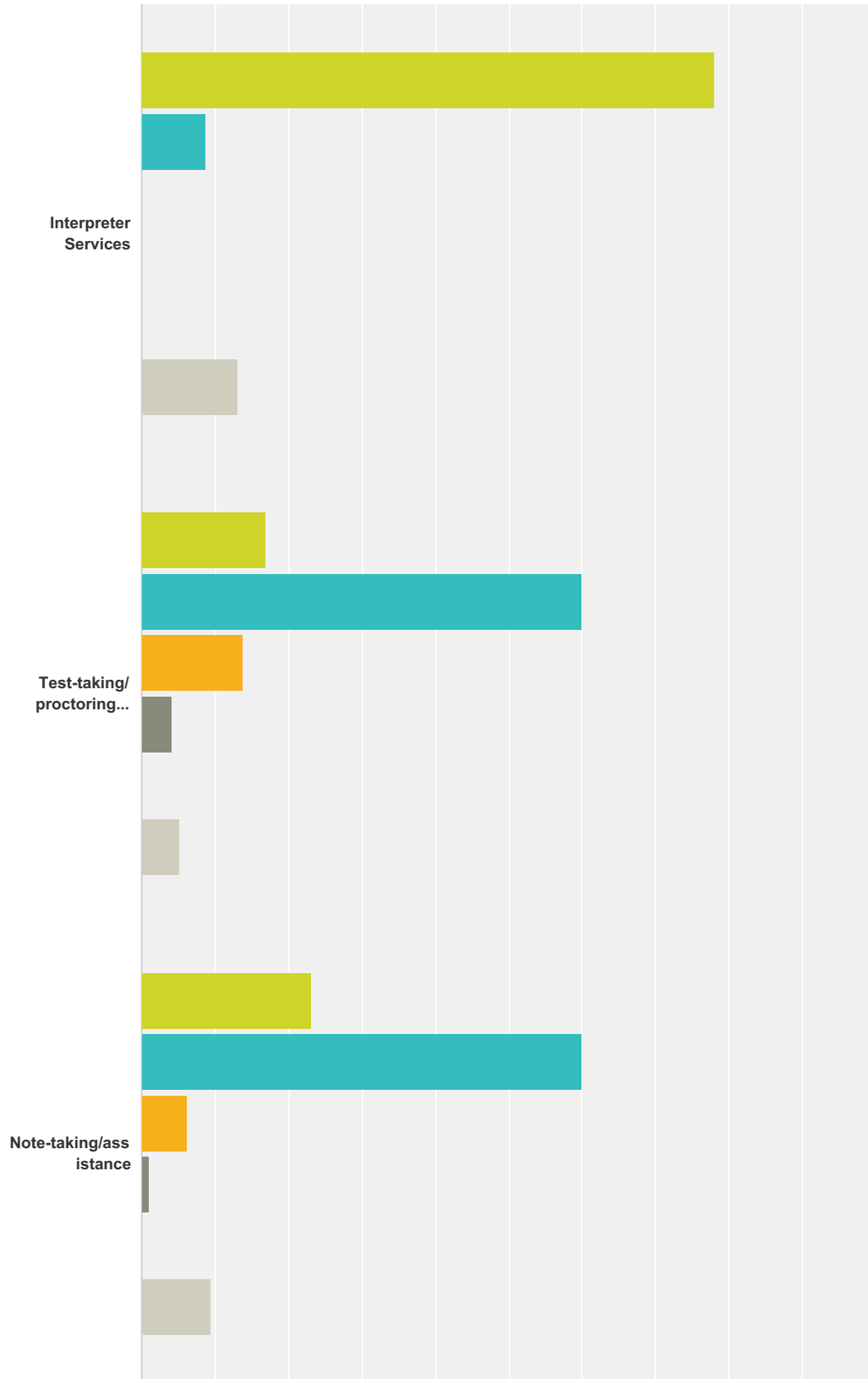


Answer Choices	Responses
Zero	6.32% 6
1-5	69.47% 66
6-10	18.95% 18
11-15	3.16% 3
16 or more	1.05% 1
Not Applicable/ No classroom students	1.05% 1
<b>Total</b>	<b>95</b>

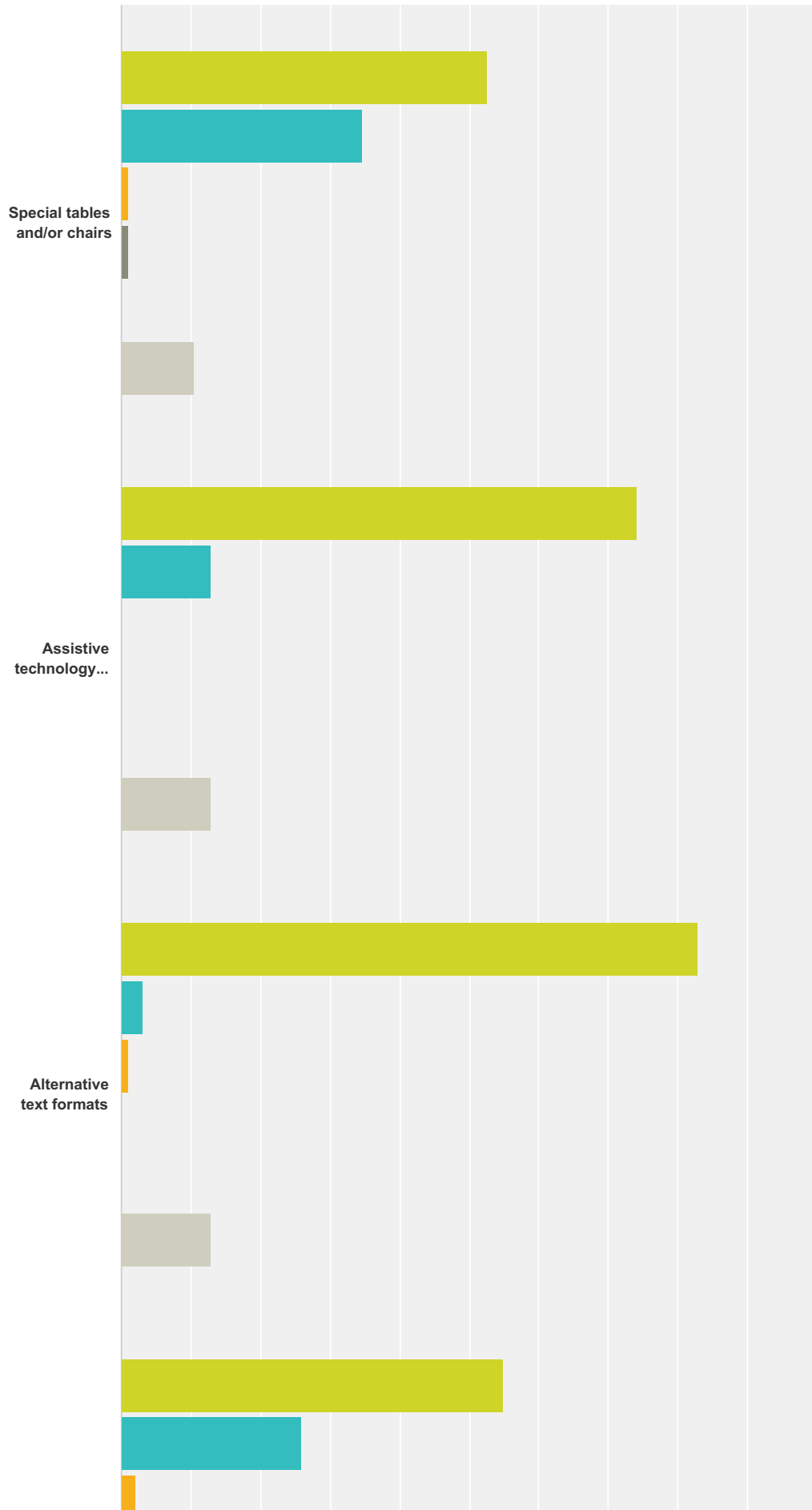


**Q7 In 2015-2016, how many SSD students in your classes received the following services:**

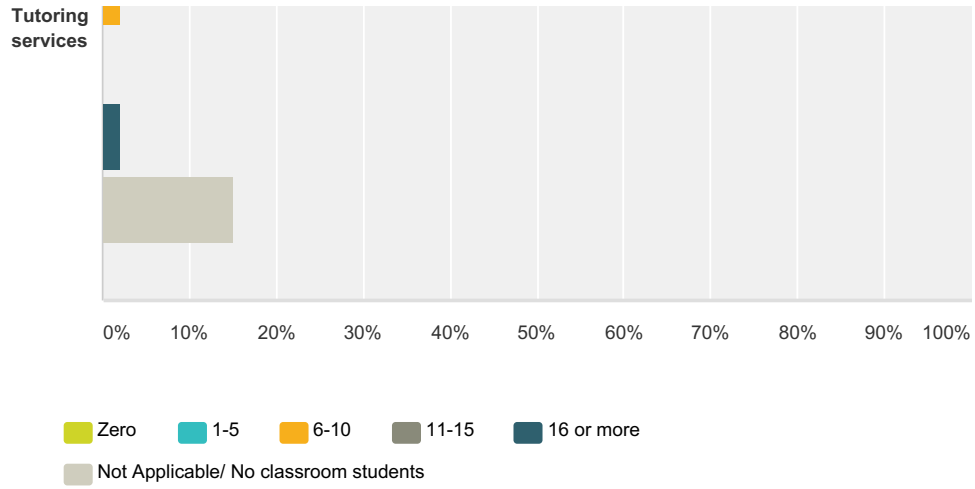
Answered: 95 Skipped: 24



SSD - Faculty Survey, Spring 2016



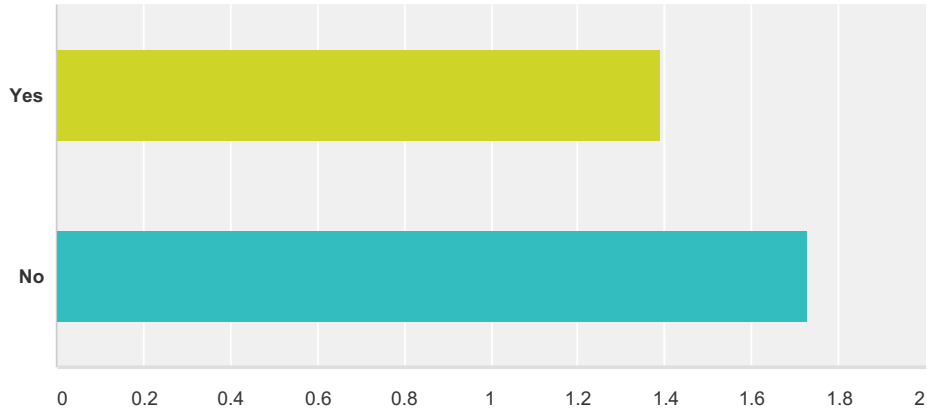
## SSD - Faculty Survey, Spring 2016



	Zero	1-5	6-10	11-15	16 or more	Not Applicable/ No classroom students	Total
Interpreter Services	78.02% 71	8.79% 8	0.00% 0	0.00% 0	0.00% 0	13.19% 12	91
Test-taking/ proctoring services	16.84% 16	60.00% 57	13.68% 13	4.21% 4	0.00% 0	5.26% 5	95
Note-taking/assistance	23.16% 22	60.00% 57	6.32% 6	1.05% 1	0.00% 0	9.47% 9	95
Special tables and/or chairs	52.63% 50	34.74% 33	1.05% 1	1.05% 1	0.00% 0	10.53% 10	95
Assistive technology access	74.19% 69	12.90% 12	0.00% 0	0.00% 0	0.00% 0	12.90% 12	93
Alternative text formats	82.80% 77	3.23% 3	1.08% 1	0.00% 0	0.00% 0	12.90% 12	93
Tutoring services	54.84% 51	25.81% 24	2.15% 2	0.00% 0	2.15% 2	15.05% 14	93

**Q8 Have the SSD students in your classes been able to articulate their own needs to you? Are the SSD students you serve able to advocate on their own behalf?**

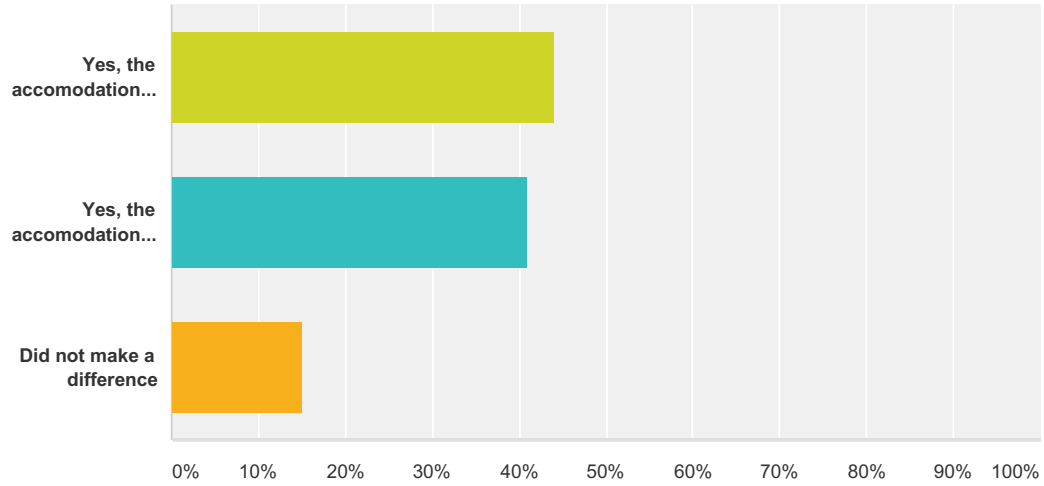
Answered: 89 Skipped: 30



	(no label)	(no label)	(no label)	(no label)	(no label)	Total	Weighted Average
Yes	75.61% 62	17.07% 14	3.66% 3	0.00% 0	3.66% 3	82	1.39
No	66.67% 10	20.00% 3	0.00% 0	0.00% 0	13.33% 2	15	1.73

### Q9 Did you find the accommodations provided equal access to education for SSD students?

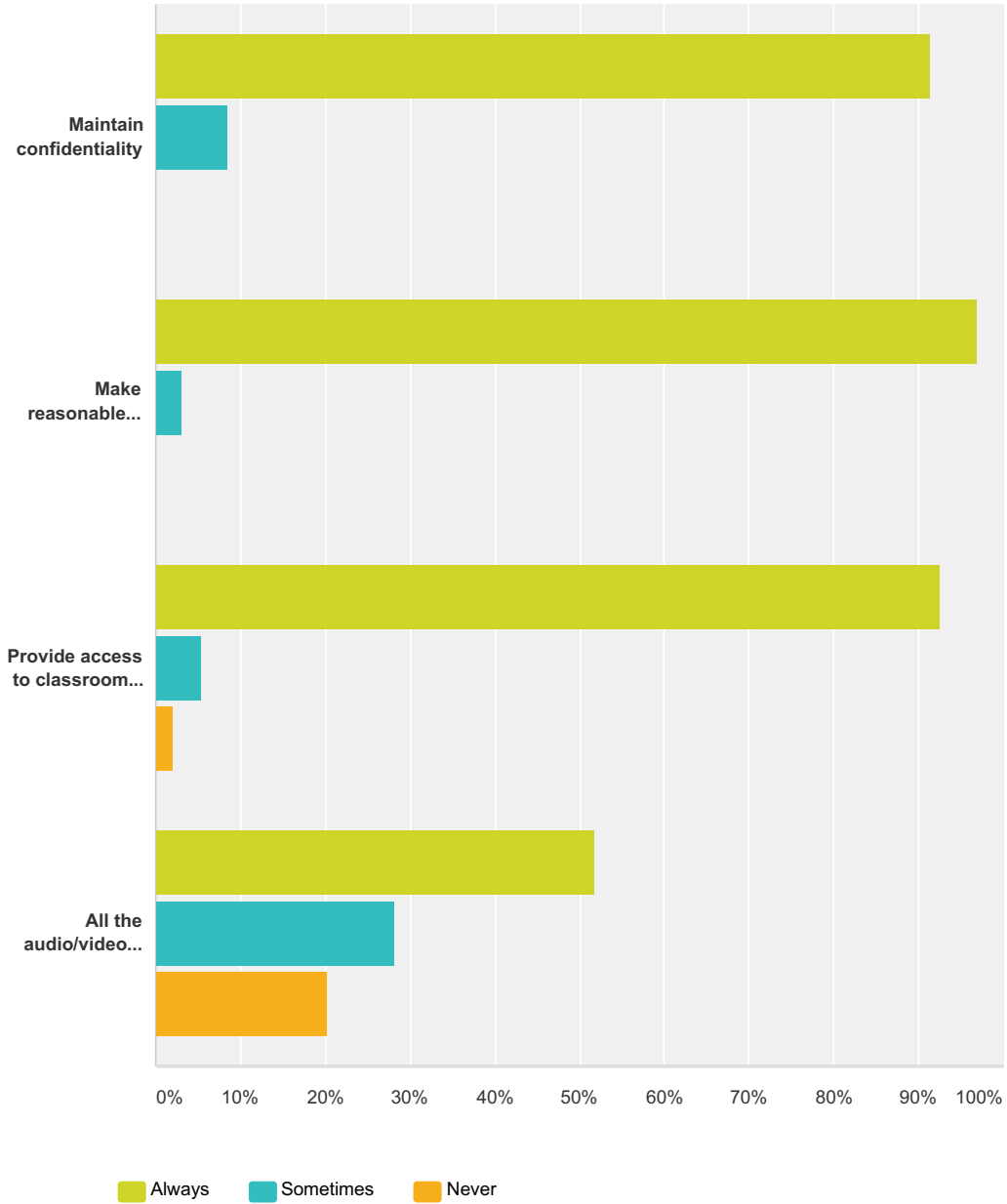
Answered: 93 Skipped: 26



Answer Choices	Responses	Count
Yes, the accomodations were extremely helpful	44.09%	41
Yes, the accomodations were helpful	40.86%	38
Did not make a difference	15.05%	14
<b>Total</b>		<b>93</b>

**Q10 Please indicate how often you meet the following expectations when serving SSD students.**

Answered: 93 Skipped: 26



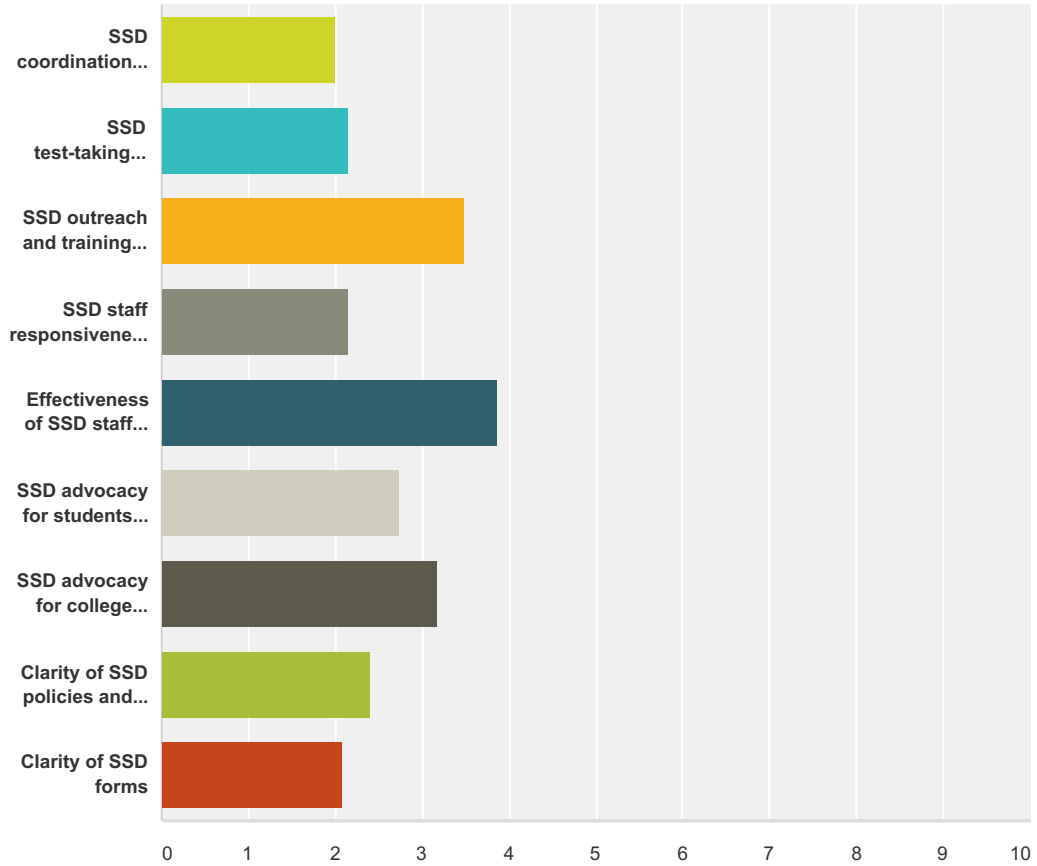
	Always	Sometimes	Never	Total
Maintain confidentiality	91.40% 85	8.60% 8	0.00% 0	93
Make reasonable accommodations	96.77% 90	3.23% 3	0.00% 0	93
Provide access to classrooms and materials	92.39% 85	5.43% 5	2.17% 2	92

## SSD - Faculty Survey, Spring 2016

All the audio/video media I use in the classroom ( dvd, vhs, YouTube, podcasts, embedded or streaming videos etc.) are captioned.	<b>51.69%</b> 46	<b>28.09%</b> 25	<b>20.22%</b> 18	89
---	---------------------	---------------------	---------------------	----

**Q11 Based on your experience so far, please rate the quality of services SSD provides to LAVC community.**

Answered: 95 Skipped: 24



	Excellent	Good	Fair	Poor	Very Poor	No experience with this/not applicable	Total	Weighted Average
SSD coordination regarding accommodations for students.	52.63% 50	25.26% 24	10.53% 10	1.05% 1	1.05% 1	9.47% 9	95	2.01
SSD test-taking /proctoring assistance for your students.	57.89% 55	20.00% 19	4.21% 4	1.05% 1	0.00% 0	16.84% 16	95	2.16
SSD outreach and training on campus.	22.11% 21	25.26% 24	8.42% 8	6.32% 6	2.11% 2	35.79% 34	95	3.48
SSD staff responsiveness to faculty concerns and/or questions.	54.74% 52	22.11% 21	5.26% 5	2.11% 2	2.11% 2	13.68% 13	95	2.16
Effectiveness of SSD staff participation in college shared governance process.	30.53% 29	13.68% 13	1.05% 1	1.05% 1	1.05% 1	52.63% 50	95	3.86
SSD advocacy for students with disabilities.	45.26% 43	18.95% 18	7.37% 7	0.00% 0	2.11% 2	26.32% 25	95	2.74
SSD advocacy for college accessibility.	39.36% 37	14.89% 14	7.45% 7	1.06% 1	1.06% 1	36.17% 34	94	3.18
Clarity of SSD policies and procedures.	35.79% 34	31.58% 30	15.79% 15	3.16% 3	1.05% 1	12.63% 12	95	2.40

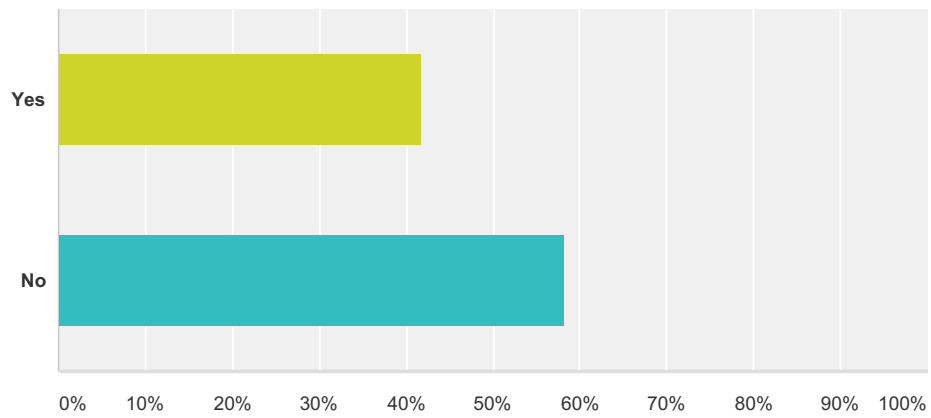


## SSD - Faculty Survey, Spring 2016

Clarity of SSD forms	<b>38.95%</b> 37	<b>36.84%</b> 35	<b>13.68%</b> 13	<b>4.21%</b> 4	<b>0.00%</b> 0	<b>6.32%</b> 6	95	2.08
----------------------	---------------------	---------------------	---------------------	-------------------	-------------------	-------------------	----	------

### Q12 Would you like to get additional information about SSD?

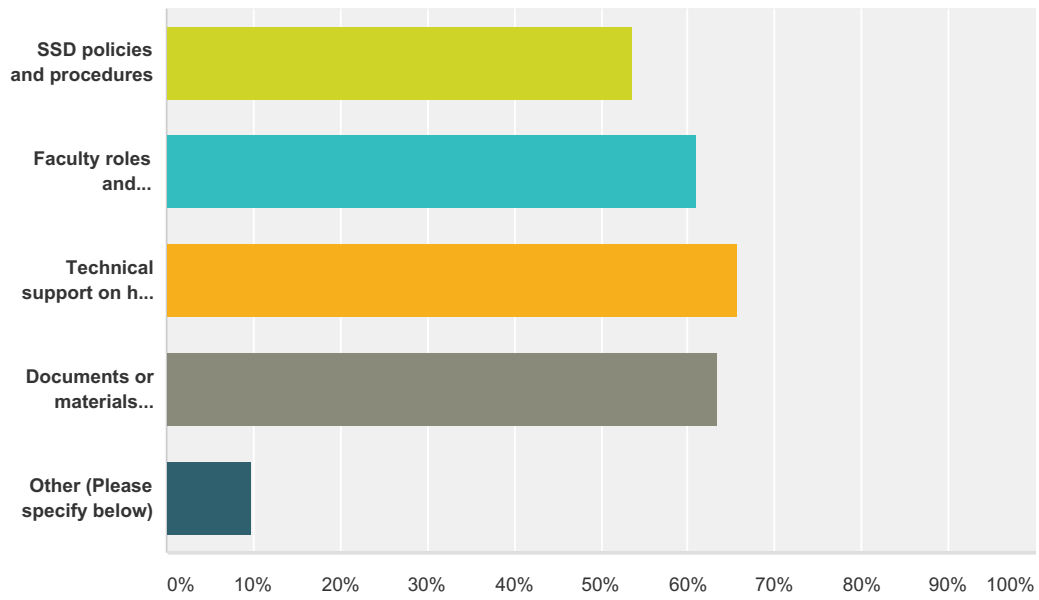
Answered: 110 Skipped: 9



Answer Choices	Responses	
Yes	41.82%	46
No	58.18%	64
<b>Total</b>		<b>110</b>

### Q13 Please identify the areas where you need additional information?

Answered: 41 Skipped: 78



Answer Choices	Responses
SSD policies and procedures	53.66% 22
Faculty roles and responsibilities regarding SSD	60.98% 25
Technical support on how to make classrooms and materials accessible to SSD students	65.85% 27
Documents or materials related to SSD (forms, faculty handbook, software, hardware)	63.41% 26
Other (Please specify below)	9.76% 4
<b>Total Respondents: 41</b>	