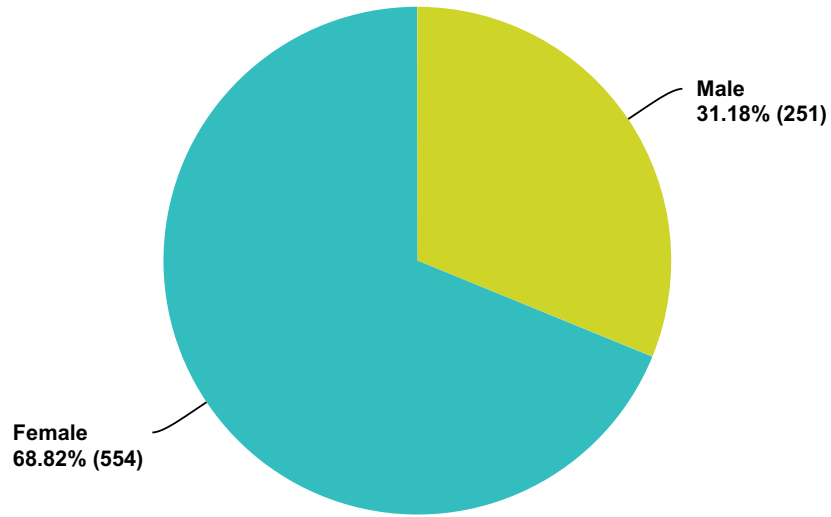


Q1 What is your gender?

Answered: 805 Skipped: 7



Answer Choices	Responses	
Male	31.18%	251
Female	68.82%	554
Total		805

LAVC Student Health Center Survey

Q2 How old are you? Please select your age from the drop-down list

Answered: 773 Skipped: 39

Answer Choices	Responses
10	0.00% 0
11	0.00% 0
12	0.00% 0
13	0.00% 0
14	0.13% 1
15	0.39% 3
16	0.39% 3
17	1.03% 8
18	5.56% 43
19	7.63% 59
20	7.24% 56
21	6.73% 52
22	7.37% 57
23	5.17% 40
24	4.01% 31
25	2.20% 17
26	3.49% 27
27	2.33% 18
28	2.72% 21
29	3.36% 26
30	1.68% 13
31	2.20% 17
32	2.59% 20
33	2.33% 18
34	2.98% 23
35	1.68% 13
36	2.20% 17

LAVC Student Health Center Survey

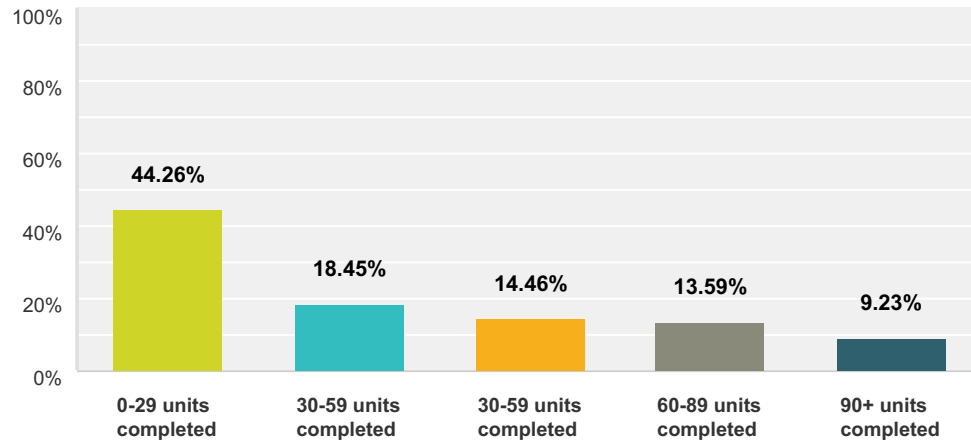
37	1.16%	9
38	1.81%	14
39	1.68%	13
40	1.42%	11
41	0.52%	4
42	0.91%	7
43	2.85%	22
44	0.91%	7
45	2.07%	16
46	1.03%	8
47	1.81%	14
48	0.52%	4
49	0.78%	6
50	0.65%	5
51	0.65%	5
52	0.65%	5
53	0.26%	2
54	0.65%	5
55	0.39%	3
56	0.78%	6
57	0.65%	5
58	0.13%	1
59	0.13%	1
60	0.65%	5
61	0.00%	0
62	0.65%	5
63	0.00%	0
64	0.39%	3
65	0.26%	2
66	0.00%	0
67	0.00%	0
68	0.13%	1

LAVC Student Health Center Survey

69	0.00%	0
70	0.00%	0
71	0.00%	0
72	0.00%	0
73	0.00%	0
74	0.00%	0
75	0.00%	0
76	0.00%	0
77	0.00%	0
78	0.00%	0
79	0.00%	0
80	0.00%	0
81	0.00%	0
82	0.00%	0
83	0.00%	0
84	0.00%	0
85	0.00%	0
86	0.00%	0
87	0.00%	0
88	0.00%	0
89	0.00%	0
90	0.00%	0
91	0.00%	0
92	0.00%	0
93	0.00%	0
94	0.00%	0
95	0.00%	0
96	0.00%	0
97	0.00%	0
98	0.00%	0
99	0.13%	1
Total		773

Q3 How many units have you completed?

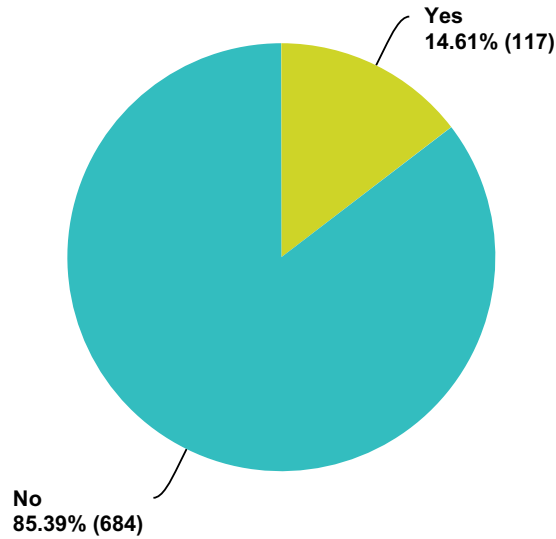
Answered: 802 Skipped: 10



Answer Choices	Responses	
0-29 units completed	44.26%	355
30-59 units completed	18.45%	148
30-59 units completed	14.46%	116
60-89 units completed	13.59%	109
90+ units completed	9.23%	74
Total		802

Q4 Have you ever used the services offered by your student health center on campus ? (eg. Received medical care, vaccinations, band-aids, condoms, etc.)

Answered: 801 Skipped: 11



Answer Choices	Responses	
Yes	14.61%	117
No	85.39%	684
Total		801

LAVC Student Health Center Survey

Q5 Where do you get most of your health-related information? (Please choose your top 3 resources)

Answered: 793 Skipped: 19

Answer Choices	Responses
Friends and family	47.79% 379
Hospital	33.17% 263
Health Department	10.97% 87
Doctcor/nurse Health department	52.84% 419
Pharmacist	14.00% 111
Help lines	1.51% 12
Church	1.13% 9
Books/magazines	13.49% 107
Internet (the web)	55.11% 437
Facebook, MySpace (Social Media)	2.77% 22
Total Respondents: 793	

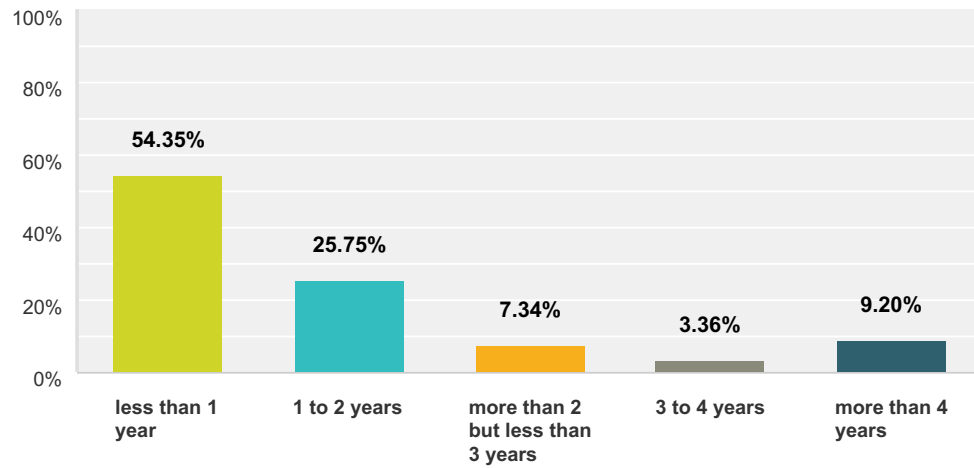
#	Other (please specify)	Date
1	Doctor	1/14/2015 10:11 AM
2	at my job	1/8/2015 8:46 AM
3	Kaiser	12/29/2014 3:38 PM
4	Vetrans Adminsitration	12/22/2014 6:48 PM
5	Doctor's office	12/13/2014 7:00 PM
6	My doctore	12/9/2014 10:55 PM
7	research myself	12/9/2014 8:58 PM
8	school	12/8/2014 10:44 AM
9	Acupuncturist	12/7/2014 10:37 AM
10	My Doctor	12/6/2014 10:05 PM
11	nursing school	12/6/2014 9:07 AM
12	My doctor	12/5/2014 1:11 PM
13	Schooling	12/5/2014 10:10 AM
14	My doctor	12/5/2014 8:43 AM
15	Teachers	12/2/2014 1:22 PM
16	I work at a clinci	11/25/2014 9:41 PM
17	none	11/25/2014 2:49 PM
18	Work, I work for a doctor	11/22/2014 11:45 PM

LAVC Student Health Center Survey

19	PCP Doctor	11/21/2014 9:30 AM
20	The News	11/20/2014 7:56 PM
21	I work with doctors and nurses. My own PCP.	11/20/2014 6:00 PM
22	school	11/20/2014 1:43 AM
23	Family Doctor	11/19/2014 9:29 PM
24	Clinic	11/19/2014 10:02 AM
25	Self	11/18/2014 12:53 PM
26	Kaiser emails, mailings	11/17/2014 3:34 PM
27	Nowhere	11/17/2014 2:48 PM
28	Nursing school	11/17/2014 1:29 PM
29	Herbalist	11/17/2014 1:02 PM

Q6 When was the last time you receive a general “check-up” with a doctor?

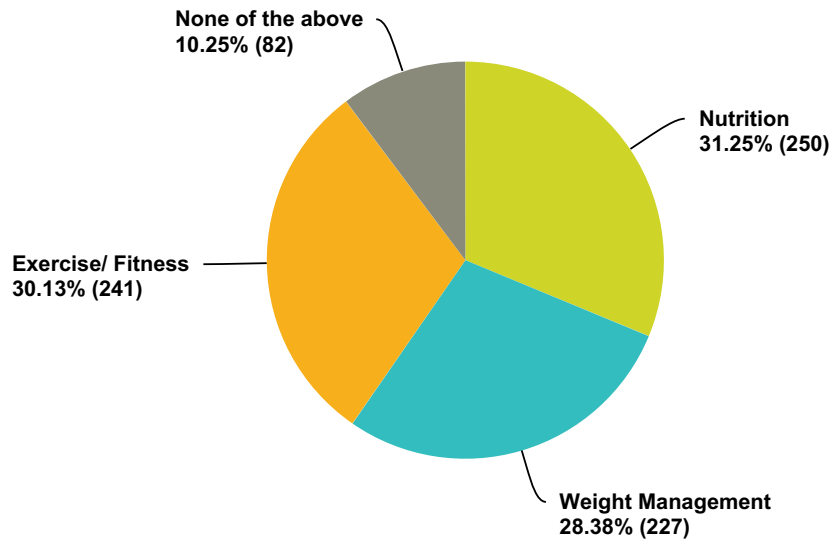
Answered: 804 Skipped: 8



Answer Choices	Responses	
less than 1 year	54.35%	437
1 to 2 years	25.75%	207
more than 2 but less than 3 years	7.34%	59
3 to 4 years	3.36%	27
more than 4 years	9.20%	74
Total		804

Q7 Please choose ONE health topic that is MOST important to you:

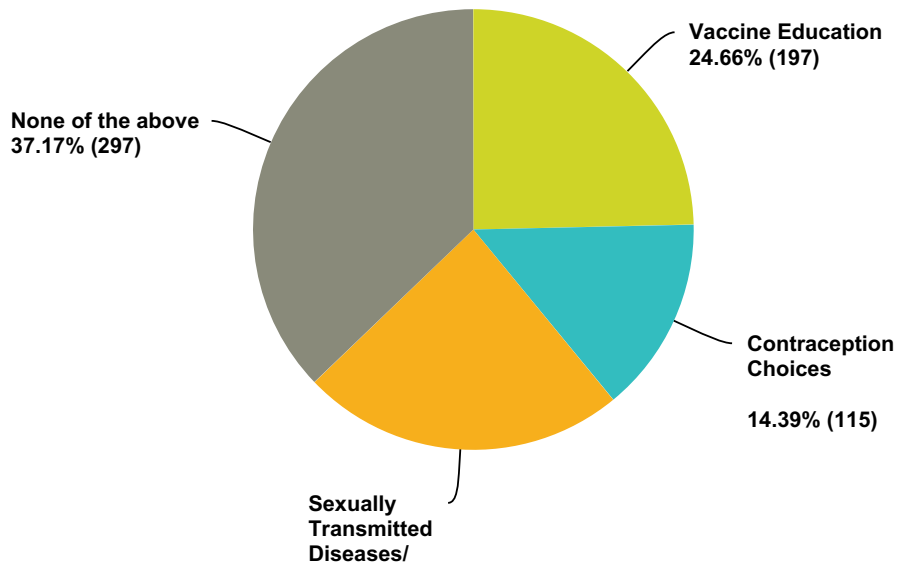
Answered: 800 Skipped: 12



Answer Choices	Responses	
Nutrition	31.25%	250
Weight Management	28.38%	227
Exercise/ Fitness	30.13%	241
None of the above	10.25%	82
Total		800

Q8 Please choose ONE health topic that is MOST important to you:

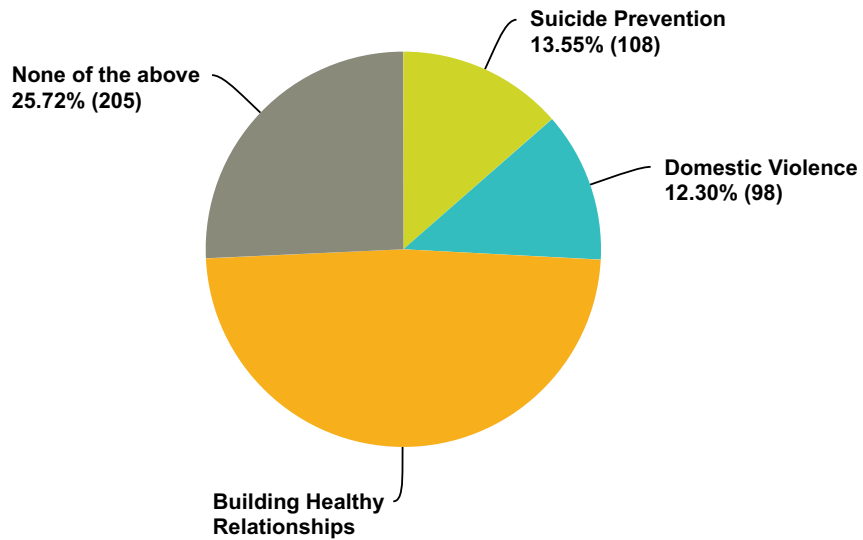
Answered: 799 Skipped: 13



Answer Choices	Responses
Vaccine Education	24.66% 197
Contraception Choices	14.39% 115
Sexually Transmitted Diseases/ Infections	23.78% 190
None of the above	37.17% 297
Total	799

Q9 Please choose ONE health topic that is MOST important to you:

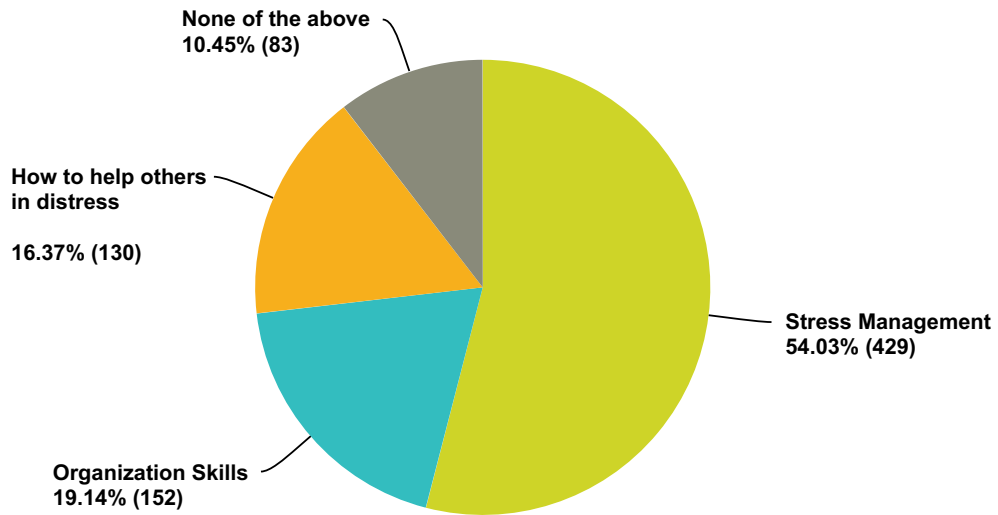
Answered: 797 Skipped: 15



Answer Choices	Responses	
Suicide Prevention	13.55%	108
Domestic Violence	12.30%	98
Building Healthy Relationships	48.43%	386
None of the above	25.72%	205
Total		797

Q10 Please choose ONE health topic that is MOST important to you:

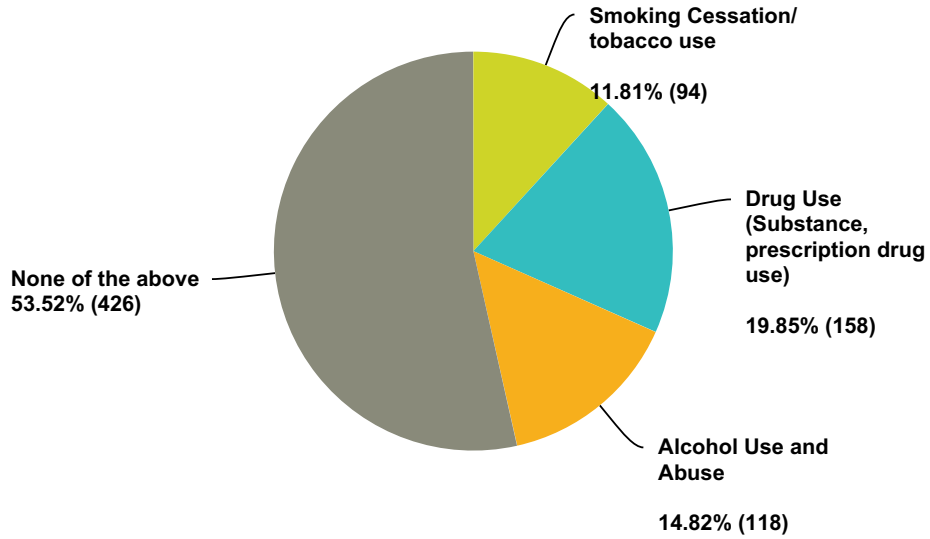
Answered: 794 Skipped: 18



Answer Choices	Responses
Stress Management	54.03% 429
Organization Skills	19.14% 152
How to help others in distress	16.37% 130
None of the above	10.45% 83
Total	794

Q11 Please choose ONE health topic that is MOST important to you:

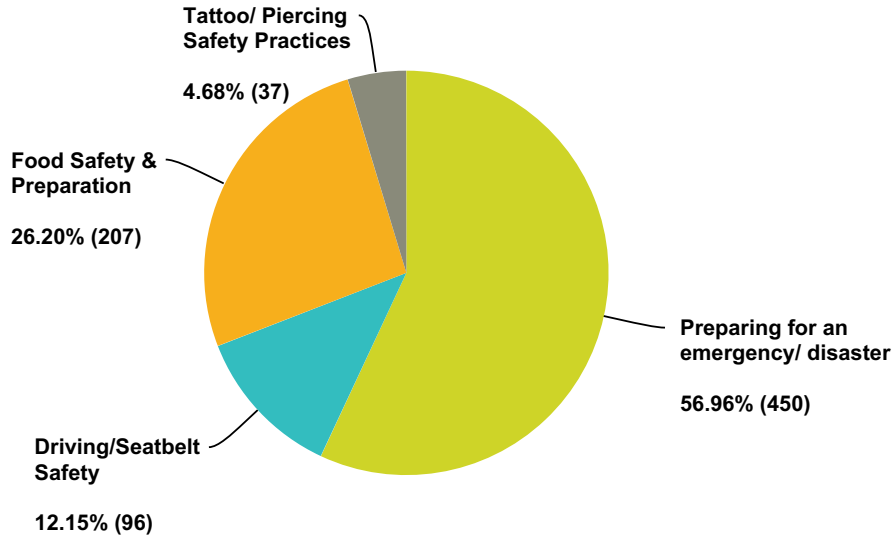
Answered: 796 Skipped: 16



Answer Choices	Responses	
Smoking Cessation/ tobacco use	11.81%	94
Drug Use (Substance, prescription drug use)	19.85%	158
Alcohol Use and Abuse	14.82%	118
None of the above	53.52%	426
Total		796

Q12 Please choose ONE safety topic that is MOST important to you:

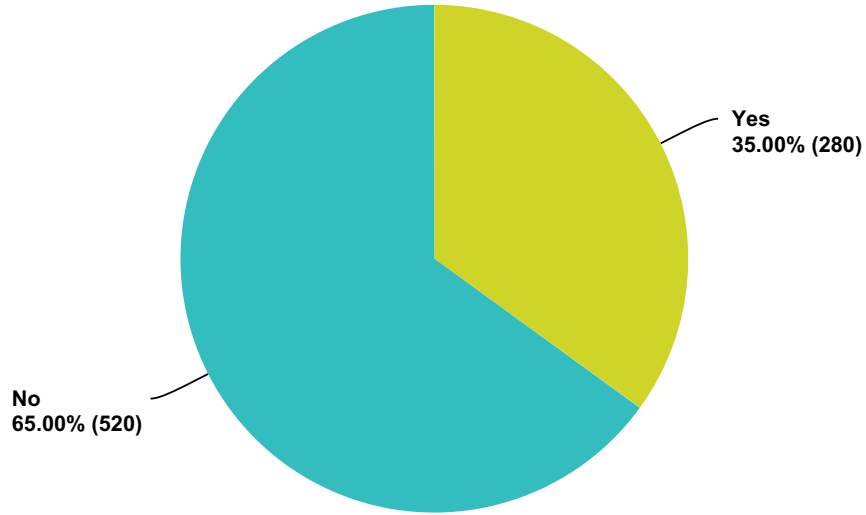
Answered: 790 Skipped: 22



Answer Choices	Responses
Preparing for an emergency/ disaster	56.96% 450
Driving/Seatbelt Safety	12.15% 96
Food Safety & Preparation	26.20% 207
Tattoo/ Piercing Safety Practices	4.68% 37
Total	790

Q13 Within the last 12 months, have you received a lower grade ("D" or below) on an exam, or an important academic project?

Answered: 800 Skipped: 12



Answer Choices	Responses	
Yes	35.00%	280
No	65.00%	520
Total		800

LAVC Student Health Center Survey

**Q14 Please select the reason if the lower grade was due to any of the following:
(Please select all that apply)**

Answered: 280 Skipped: 532

Answer Choices	Responses
Assault (physical/sexual)	2.14% 6
Acute illness (Cold/Flu/Allergies)	11.43% 32
Concern for a troubled friend or family member	14.64% 41
Chronic health illness (High blood pressure, diabetes, cancer)	2.14% 6
Death of a friend or family member	9.64% 27
Depression/ Anxiety	29.64% 83
Discrimination	2.50% 7
Drug use (Substance, prescription drug use)	1.07% 3
Alcohol use	0.71% 2
Eating disorder	1.79% 5
Finances	20.00% 56
Gambling	0.00% 0
Homesickness (living away from family)	3.21% 9
Injury – Chronic or Acute (Back pain, sprained ankle, etc.)	3.57% 10
Internet use/computer games	11.43% 32
Learning disability (Attention Deficit/ Hyperactivity Disorder, etc.)	9.64% 27
Participation in extracurricular activities	7.50% 21
Pregnancy (yours or partner's)	1.79% 5
Relationship difficulties	19.64% 55
Sexually Transmitted Disease/infection (STD/I)	1.07% 3
Sleep difficulties	32.86% 92
Work	37.50% 105
Other	24.29% 68
None	12.50% 35
Total Respondents: 280	

LAVC Student Health Center Survey

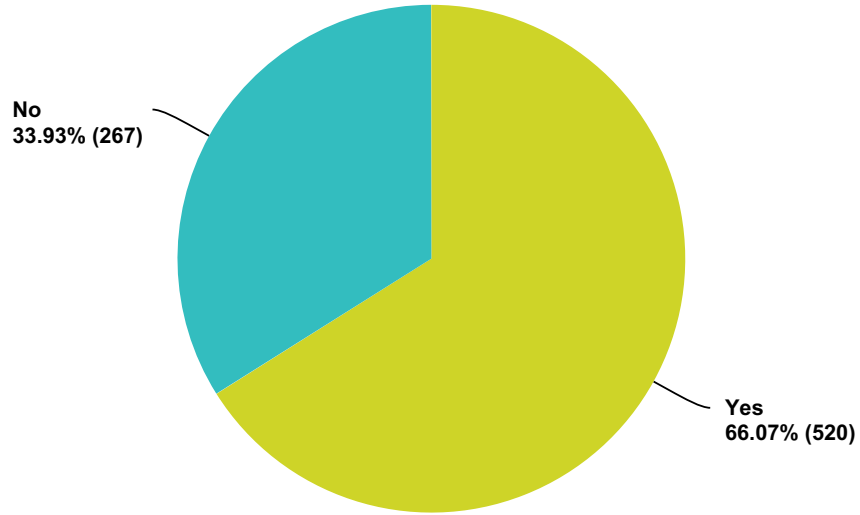
**Q15 If you were to exercise for one hour,
when would be the best time?**

Answered: 792 Skipped: 20

Answer Choices	Responses	
8:00am-9:00am	21.97%	174
9:00am-10:00am	10.10%	80
10:00am -11:00am	7.95%	63
11:00am-12:00pm	5.43%	43
12:00pm-1:00pm	4.17%	33
2:00 pm to 3:00pm	4.55%	36
3:00pm - 4:00pm	4.29%	34
4:00pm-5:00pm	17.55%	139
None of the above	23.99%	190
Total		792

Q16 Based on your time selected above, would you attend a fitness class/ activity here on campus?

Answered: 787 Skipped: 25



Answer Choices	Responses	
Yes	66.07%	520
No	33.93%	267
Total		787

LAVC Student Health Center Survey

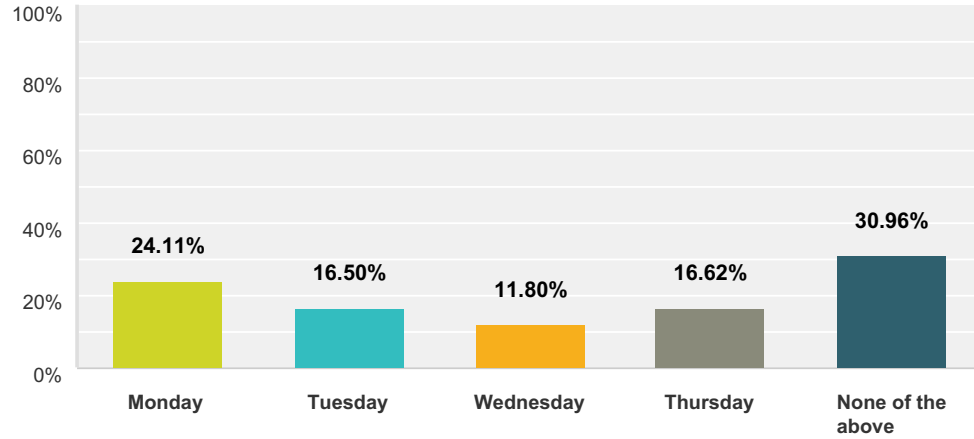
Q17 If you were to attend a health workshop here on campus for one hour, when would be the best time?

Answered: 788 Skipped: 24

Answer Choices	Responses	
9:00am-10:00am	18.15%	143
10:00am-11:00am	9.77%	77
11:00am-12:00pm	8.25%	65
12:00pm-1:00pm	6.22%	49
1:00pm-2:00pm	8.12%	64
2:00pm-3:00pm	3.93%	31
3:00pm-4:00pm	15.10%	119
None of the above	30.46%	240
Total		788

Q18 Based on your time selected above, what day of the week works best for a one hour workshop?

Answered: 788 Skipped: 24



Answer Choices	Responses	
Monday	24.11%	190
Tuesday	16.50%	130
Wednesday	11.80%	93
Thursday	16.62%	131
None of the above	30.96%	244
Total		788