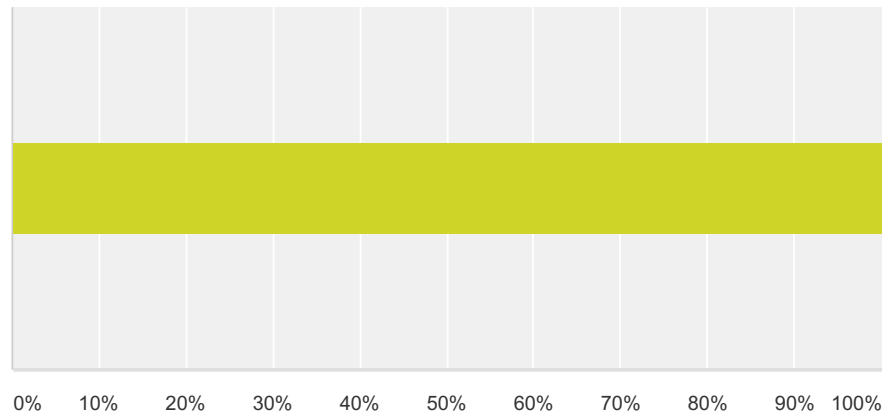


Q1 To begin the survey please click on the button below.

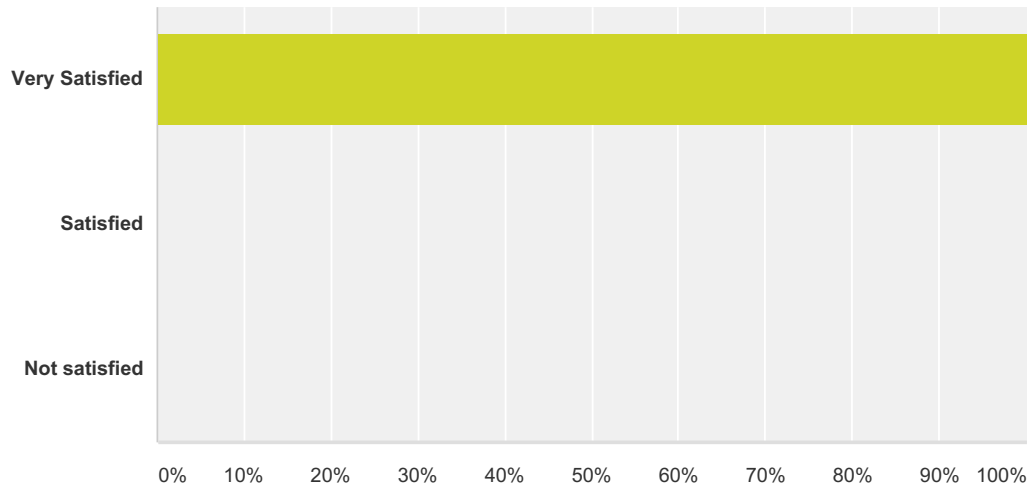
Answered: 16 Skipped: 0



| Answer Choices | Responses |
|----------------|------------|
| . | 100.00% 16 |
| Total | 16 |

Q2 How satisfied are you with the overall quality of this program?

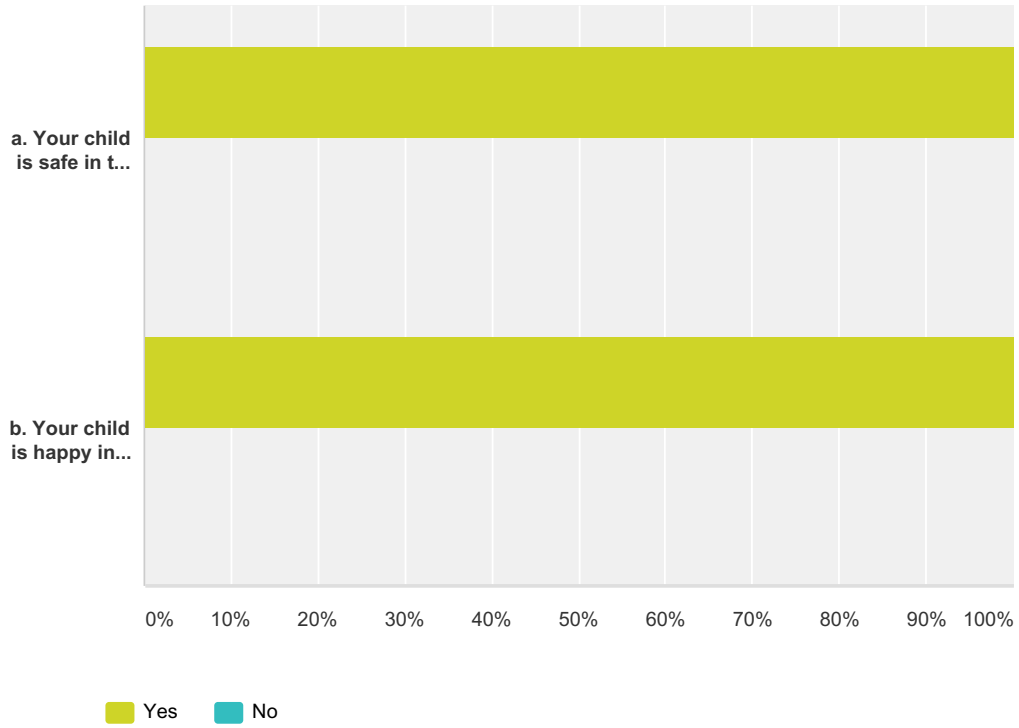
Answered: 15 Skipped: 1



| Answer Choices | Responses |
|----------------|------------|
| Very Satisfied | 100.00% 15 |
| Satisfied | 0.00% 0 |
| Not satisfied | 0.00% 0 |
| Total | 15 |

Q3 Do you feel that :

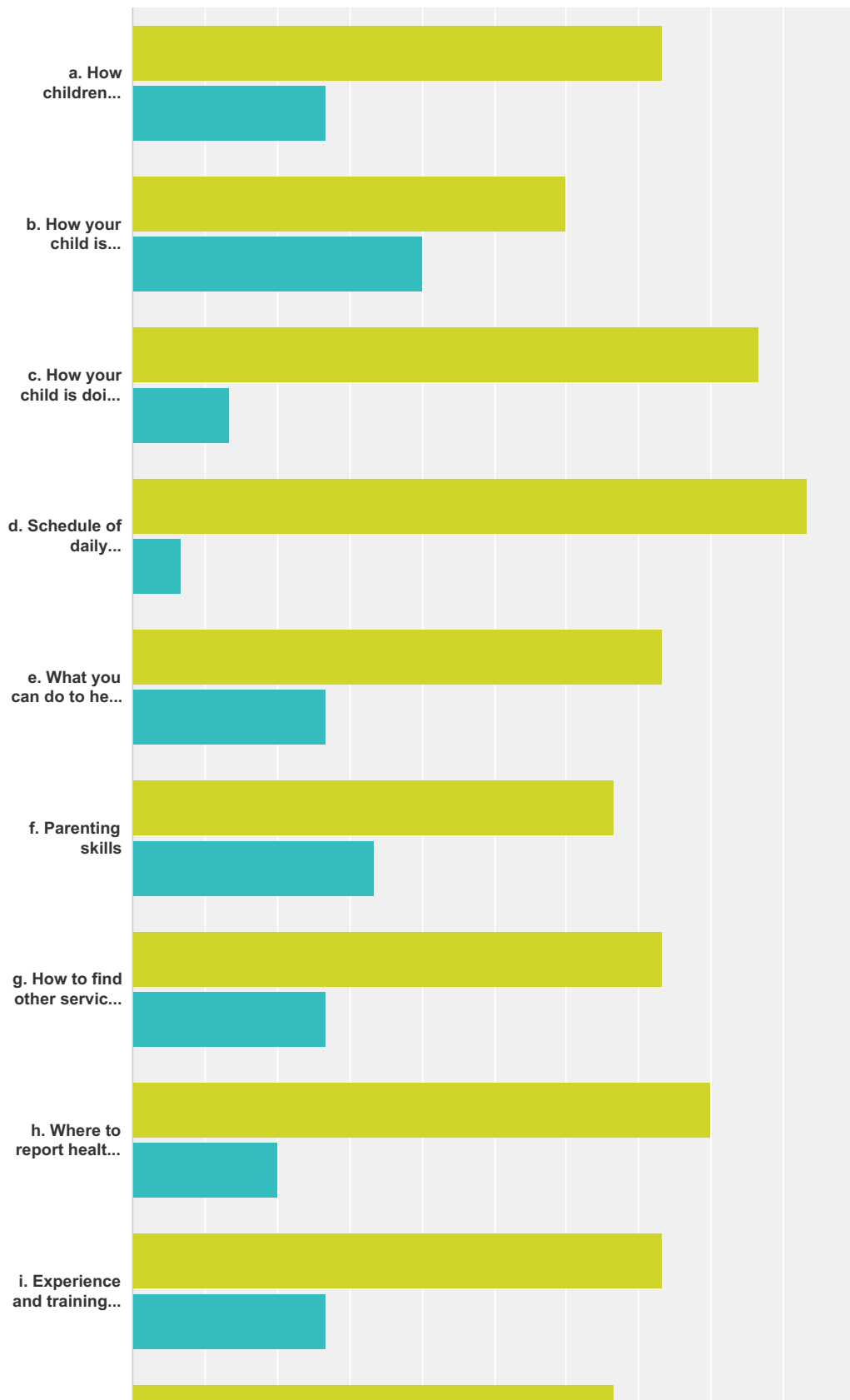
Answered: 15 Skipped: 1



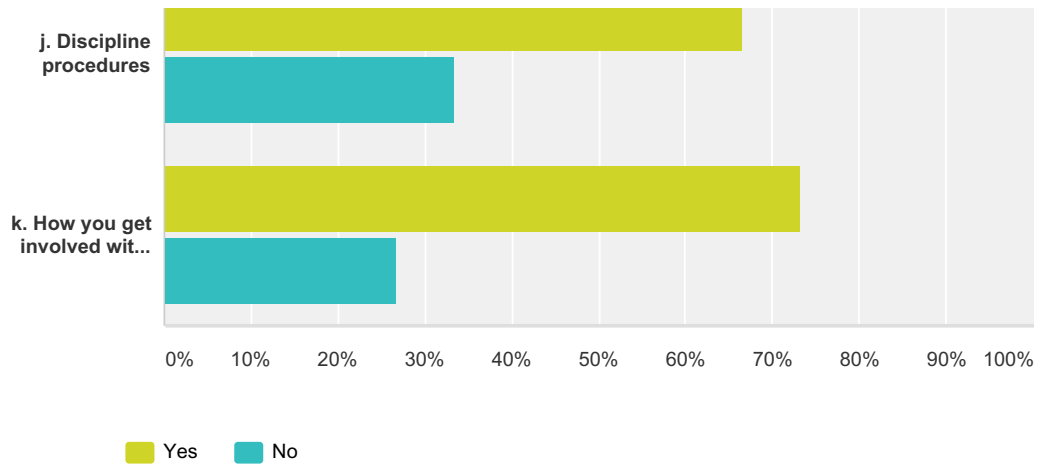
| | Yes | No | Total |
|---|---------------|------------|-------|
| a. Your child is safe in this program? | 100.00% 15 | 0.00% 0 | 15 |
| b. Your child is happy in this program? | 100.00% 15 | 0.00% 0 | 15 |

Q4 Have you received information from the program about the following?

Answered: 15 Skipped: 1



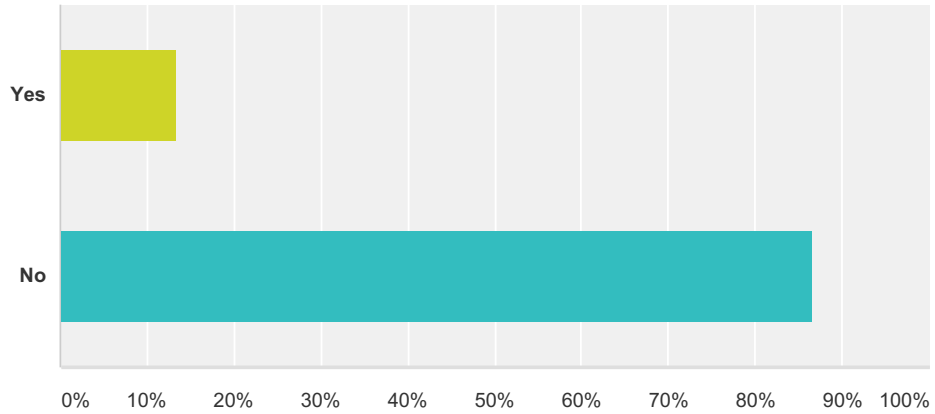
Desired Results for Children & Families - School Age Parent Survey 2014



| | Yes | No | Total |
|---|--------------|-------------|-------|
| a. How children develop at different ages(e.g. walk, talk, etc) | 73.33% 11 | 26.67% 4 | 15 |
| b. How your child is growing and developing | 60.00% 9 | 40.00% 6 | 15 |
| c. How your child is doing in the program | 86.67% 13 | 13.33% 2 | 15 |
| d. Schedule of daily activities | 93.33% 14 | 6.67% 1 | 15 |
| e. What you can do to help your child learn and develop | 73.33% 11 | 26.67% 4 | 15 |
| f. Parenting skills | 66.67% 10 | 33.33% 5 | 15 |
| g. How to find other services in the community (e.g.,employment and training opportunities, parenting classes, health care) | 73.33% 11 | 26.67% 4 | 15 |
| h. Where to report health or safety concerns and complaints | 80.00% 12 | 20.00% 3 | 15 |
| i. Experience and training of program staff | 73.33% 11 | 26.67% 4 | 15 |
| j. Discipline procedures | 66.67% 10 | 33.33% 5 | 15 |
| k. How you get involved with your child's program | 73.33% 11 | 26.67% 4 | 15 |

Q5 Would you like more information about any topics related to your child's care and development?

Answered: 15 Skipped: 1



| Answer Choices | Responses |
|----------------|-----------|
| Yes | 13.33% 2 |
| No | 86.67% 13 |
| Total | 15 |

| # | If yes, please specify topics: | Date |
|---|--|--------------------|
| 1 | About children that bullying to other children and to avoid for those kids that uses profanity language. | 5/21/2014 11:48 AM |
| 2 | How to get more involved with my child in different ages. | 5/21/2014 11:41 AM |

Q6 Has your child's enrollment in this program made it easier for you to:

Answered: 15 Skipped: 1

| | Yes | No | Not Appl. | Total |
|----------------------------------|--------------|------------|-------------|-------|
| a. Accept a job? | 66.67% 6 | 0.00% 0 | 33.33% 3 | 9 |
| b. Keep a job? | 60.00% 6 | 0.00% 0 | 40.00% 4 | 10 |
| c. Accept a better job? | 50.00% 4 | 0.00% 0 | 50.00% 4 | 8 |
| d. Attend education or training? | 92.86% 13 | 0.00% 0 | 7.14% 1 | 14 |

Q7 How satisfied are you with these characteristics of your child's program?

Answered: 15 Skipped: 1

| | Very Satisfied | Satisfied | Not Satisfied | Total |
|---|----------------|-------------|---------------|-------|
| a. Hours of operation | 93.33% 14 | 6.67% 1 | 0.00% 0 | 15 |
| b. Location of program | 100.00% 15 | 0.00% 0 | 0.00% 0 | 15 |
| c. Number of adults working with children | 93.33% 14 | 6.67% 1 | 0.00% 0 | 15 |
| d. Background and experience of staff | 73.33% 11 | 20.00% 3 | 6.67% 1 | 15 |
| e. Languages spoken by staff | 80.00% 12 | 20.00% 3 | 0.00% 0 | 15 |
| f. How program staff communicate with you | 93.33% 14 | 6.67% 1 | 0.00% 0 | 15 |
| g. Meeting the individual needs of your child | 93.33% 14 | 0.00% 0 | 6.67% 1 | 15 |
| h. Interaction between staff and children | 100.00% 15 | 0.00% 0 | 0.00% 0 | 15 |
| i. Interaction with other parents | 80.00% 12 | 20.00% 3 | 0.00% 0 | 15 |
| j. Parent involvement | 80.00% 12 | 20.00% 3 | 0.00% 0 | 15 |
| k. Equipment and materials | 100.00% 15 | 0.00% 0 | 0.00% 0 | 15 |
| l. Cultural activities | 100.00% 15 | 0.00% 0 | 0.00% 0 | 15 |
| m. Daily activities | 92.86% 13 | 7.14% 1 | 0.00% 0 | 14 |
| n. Environment | 93.33% 14 | 6.67% 1 | 0.00% 0 | 15 |
| o. Nutrition | 80.00% 12 | 20.00% 3 | 0.00% 0 | 15 |
| p. Health and safety policies and products | 86.67% 13 | 6.67% 1 | 6.67% 1 | 15 |
| q. How the program promotes your child's learning and development | 100.00% 15 | 0.00% 0 | 0.00% 0 | 15 |

Q8 Is there anything else you would like to say about how this program meets your family's needs?

Answered: 5 Skipped: 11

| # | Responses | Date |
|---|---|--------------------|
| 1 | This program is exceptional!!! | 5/21/2014 11:53 AM |
| 2 | I'm really happy with the program because I know children are safe and they are learning. | 5/21/2014 11:51 AM |
| 3 | The hours are outstanding for all of those needs and more. | 5/21/2014 11:49 AM |
| 4 | No | 5/21/2014 11:39 AM |
| 5 | Without the support of this program, I would not be able to attend career development training. | 5/21/2014 11:38 AM |

**Q9 Do you have any suggestions about
how this program could be improved?**

Answered: 2 Skipped: 14

| # | Responses | Date |
|---|-----------|--------------------|
| 1 | N/A | 5/21/2014 11:49 AM |
| 2 | No | 5/21/2014 11:39 AM |