





Viewing Term Information

Step	Action
1.	Click the down arrow in the Academics Menu in the Menu bar. 
2.	Click the Academic Deadlines link under the Term Information sub-menu. 
3.	The Page gives a Overview of Enrollment dates and the Last date to enroll for the various sessions in the term.
4.	Click the LACCD Logo link to go back to the main page. 
5.	You can also go to the Term information page directly from the main page. Click the Academic Deadlines link. 
6.	The same page is displayed.
7.	You have successfully viewed the Term information. End of Procedure.