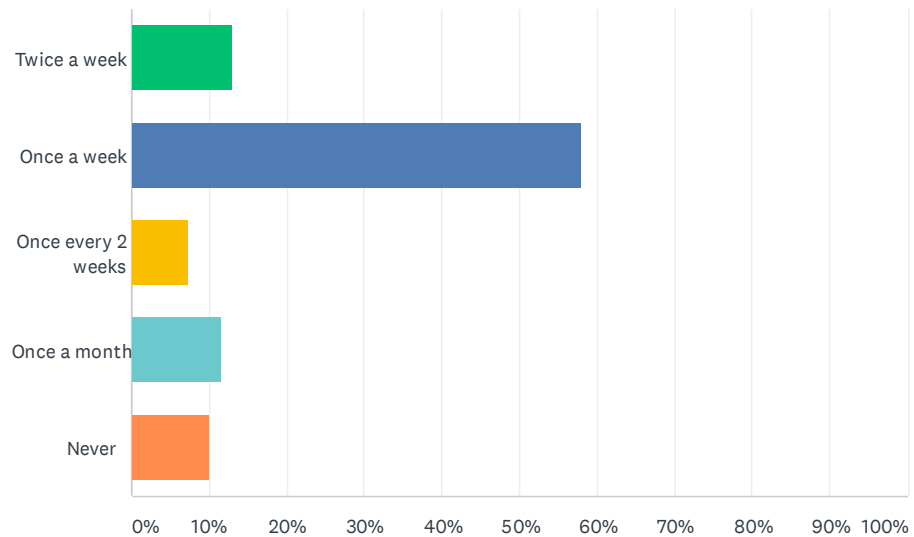


Q1 Typically, how often did you meet with your Peer Mentor this semester?

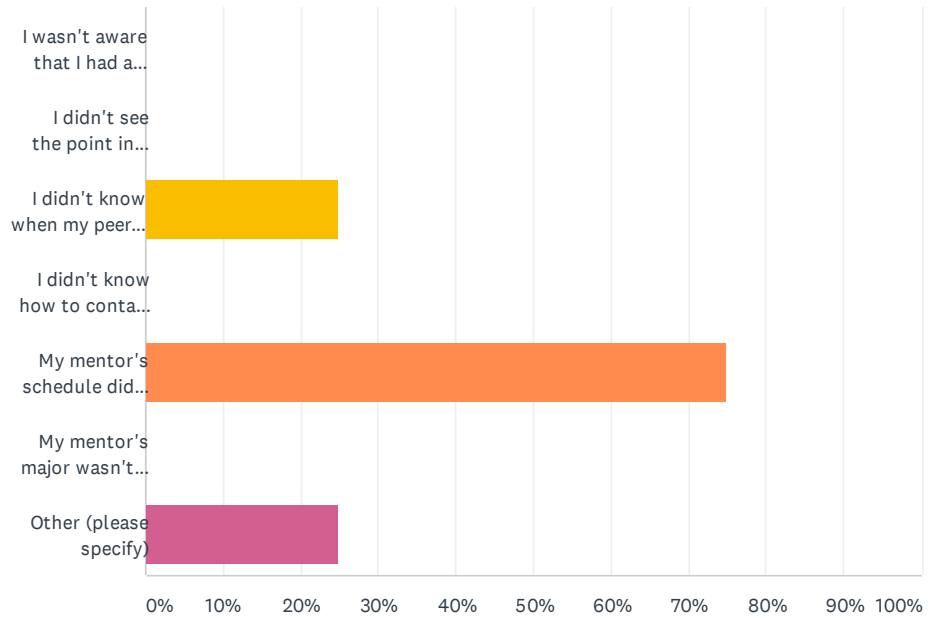
Answered: 69 Skipped: 0



ANSWER CHOICES	RESPONSES	
Twice a week	13.04%	9
Once a week	57.97%	40
Once every 2 weeks	7.25%	5
Once a month	11.59%	8
Never	10.14%	7
TOTAL		69

Q2 What were the reasons you did not meet with your Peer Mentor? (Select all that apply)

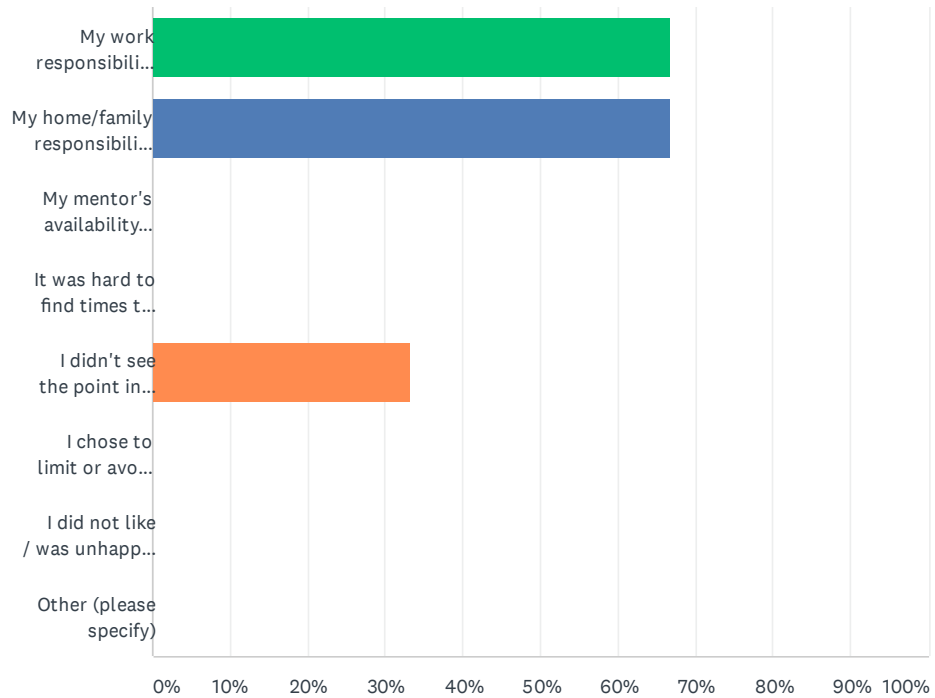
Answered: 4 Skipped: 65



ANSWER CHOICES	RESPONSES	
I wasn't aware that I had a peer mentor.	0.00%	0
I didn't see the point in meeting with my peer mentor.	0.00%	0
I didn't know when my peer mentor was available.	25.00%	1
I didn't know how to contact my peer mentor.	0.00%	0
My mentor's schedule didn't match my availability.	75.00%	3
My mentor's major wasn't similar enough to my own.	0.00%	0
Other (please specify)	25.00%	1
Total Respondents: 4		

Q3 What were the reasons you did not meet with your Peer Mentor more frequently? (Select all that apply)

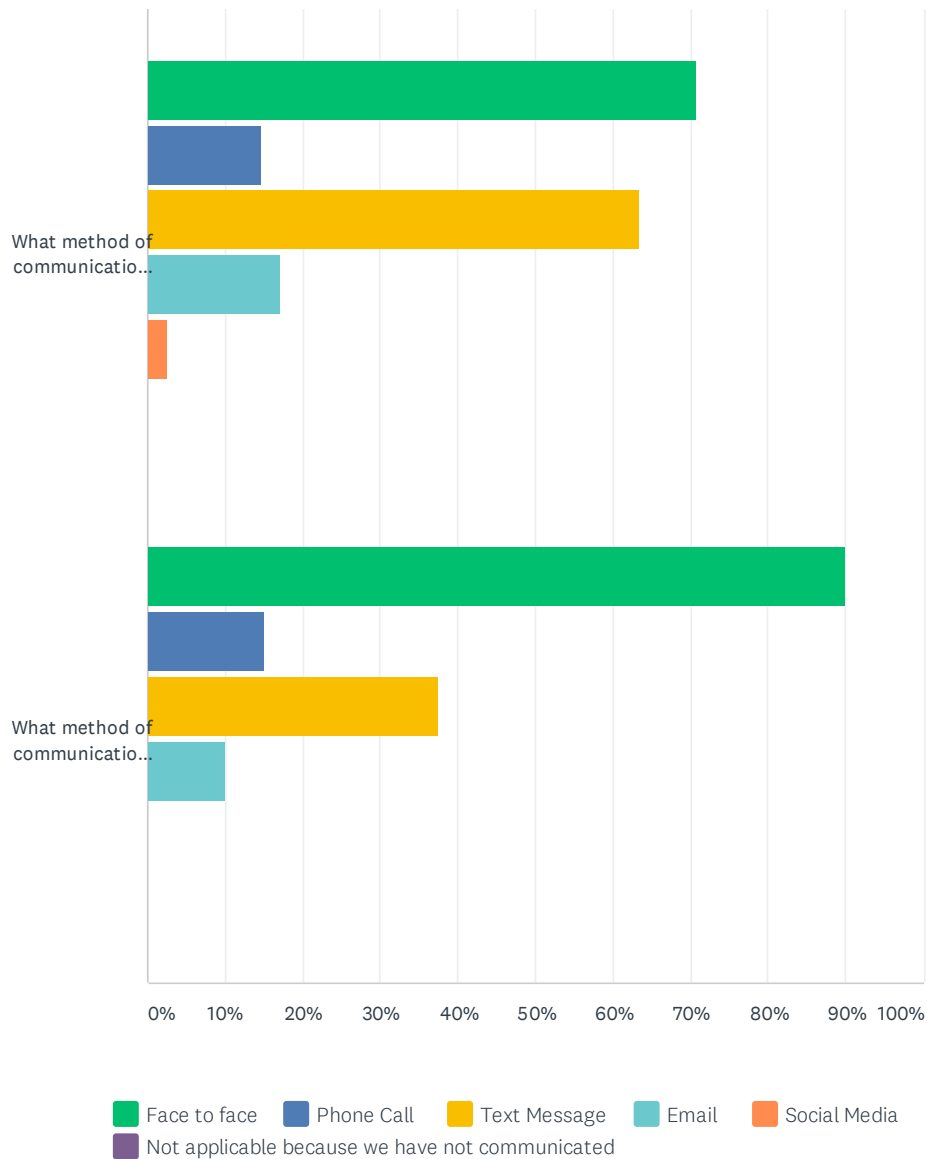
Answered: 3 Skipped: 66



ANSWER CHOICES	RESPONSES	
My work responsibilities limited my availability to meet.	66.67%	2
My home/family responsibilities limited my availability to meet.	66.67%	2
My mentor's availability was limited.	0.00%	0
It was hard to find times to meet that fit both our schedules.	0.00%	0
I didn't see the point in meeting with my peer mentor more frequently.	33.33%	1
I chose to limit or avoid frequent meetings with my mentor.	0.00%	0
I did not like / was unhappy with my mentor.	0.00%	0
Other (please specify)	0.00%	0
Total Respondents: 3		

Q4 Please share the method of communication you used with your Peer Mentor (Select all that apply):

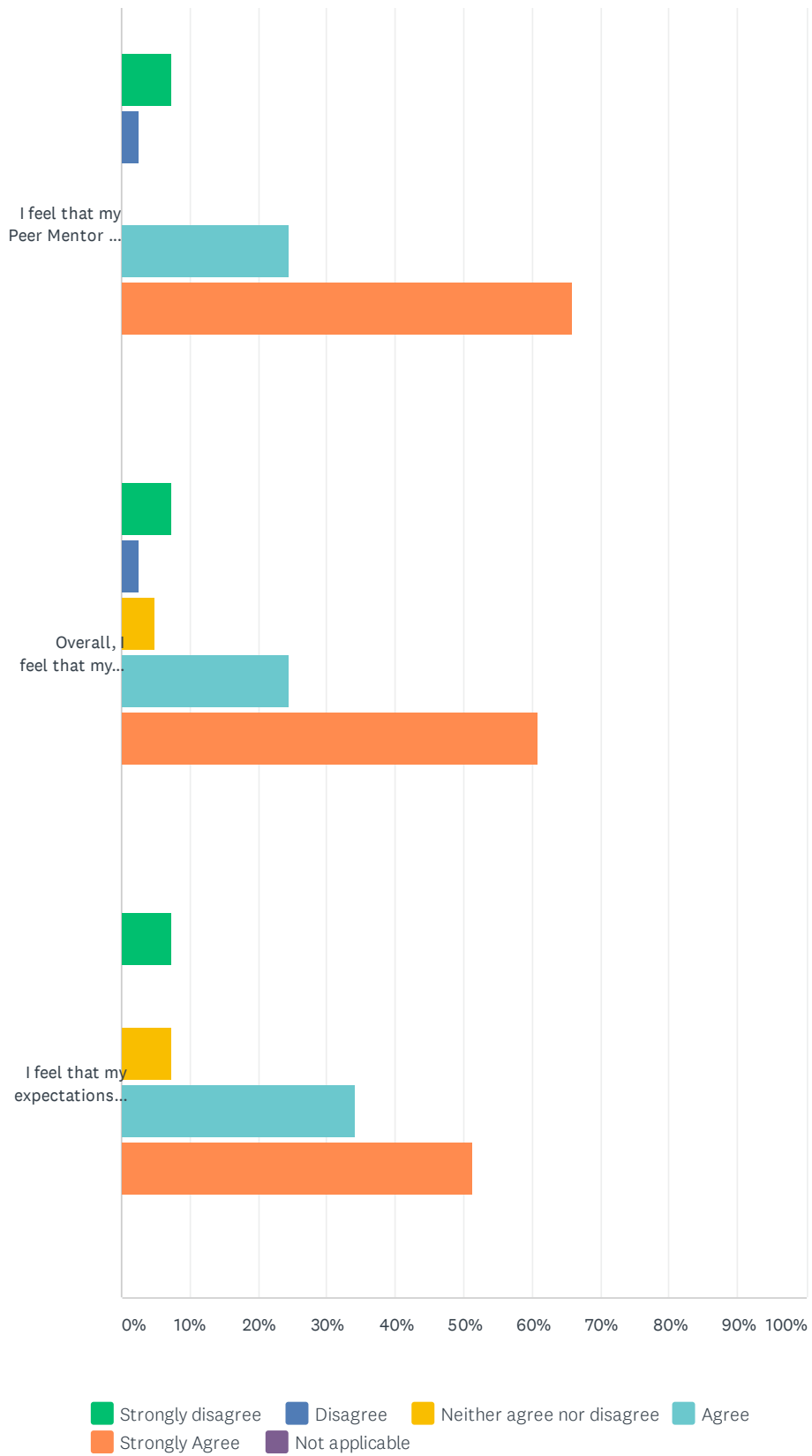
Answered: 41 Skipped: 28



	FACE TO FACE	PHONE CALL	TEXT MESSAGE	EMAIL	SOCIAL MEDIA	NOT APPLICABLE BECAUSE WE HAVE NOT COMMUNICATED	TOTAL RESPONDENTS
What method of communication was used to set up your meetings with your Peer Mentor?	70.73% 29	14.63% 6	63.41% 26	17.07% 7	2.44% 1	0.00% 0	41
What method of communication was used when you met your mentor?	90.00% 36	15.00% 6	37.50% 15	10.00% 4	0.00% 0	0.00% 0	40

Q5 Please share your honest experience. Your thorough responses are greatly appreciated.

Answered: 41 Skipped: 28

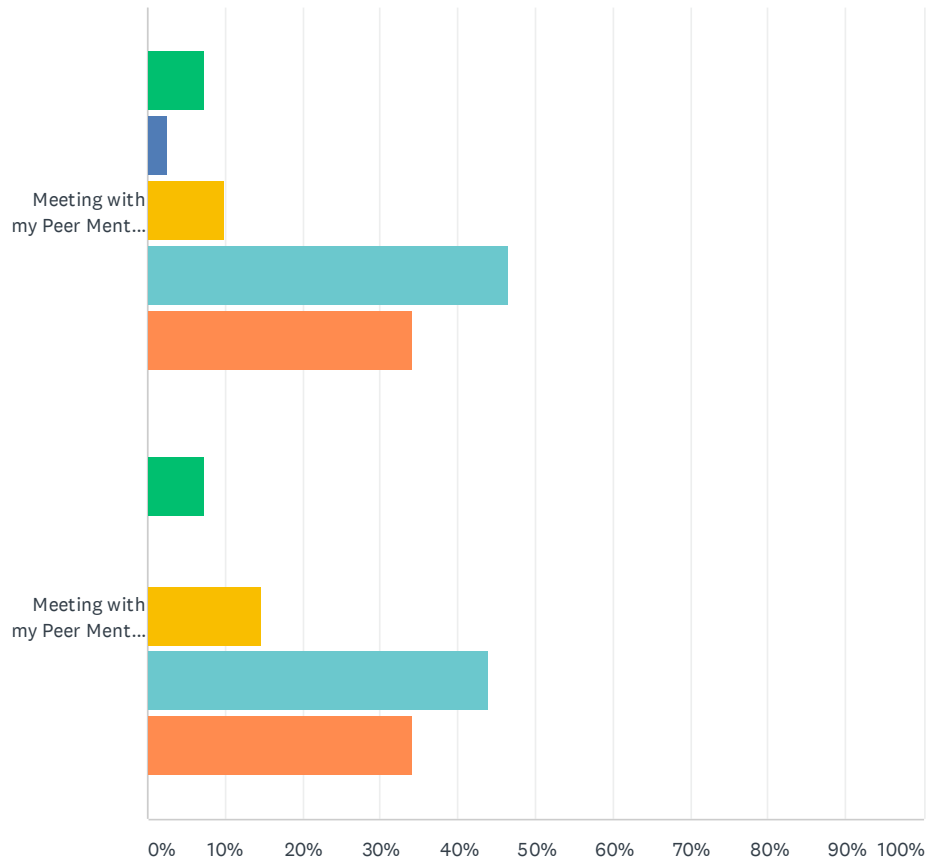


STEM/PASO Fall 2019 Student Survey

	STRONGLY DISAGREE	DISAGREE	NEITHER AGREE NOR DISAGREE	AGREE	STRONGLY AGREE	NOT APPLICABLE	TOTAL
I feel that my Peer Mentor was helpful when I encountered any problems or had any questions.	7.32% 3	2.44% 1	0.00% 0	24.39% 10	65.85% 27	0.00% 0	41
Overall, I feel that my meetings with my Peer Mentor were valuable.	7.32% 3	2.44% 1	4.88% 2	24.39% 10	60.98% 25	0.00% 0	41
I feel that my expectations of having a Peer Mentor have been met.	7.32% 3	0.00% 0	7.32% 3	34.15% 14	51.22% 21	0.00% 0	41

Q6 Please share your honest experience/thoughts:

Answered: 41 Skipped: 28

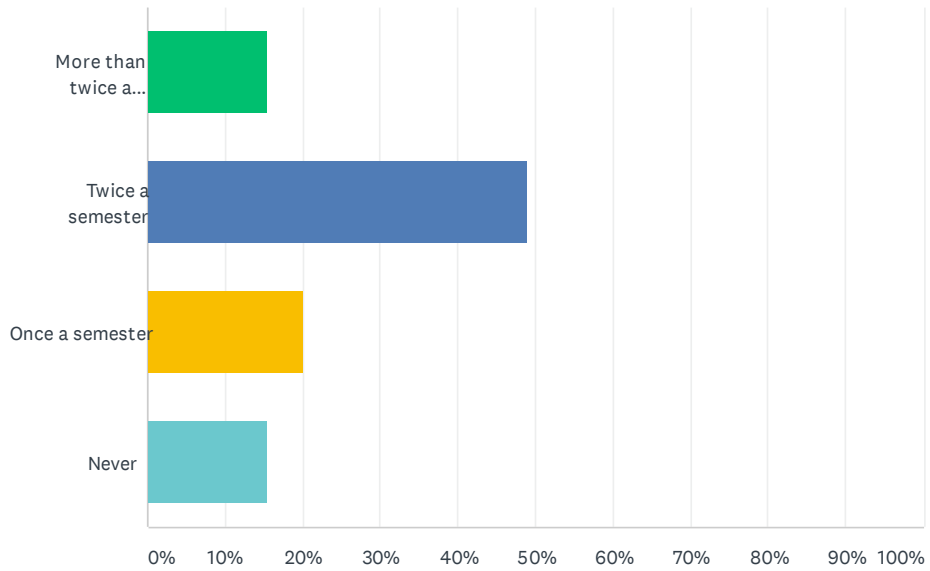


■ Strongly Disagree
 ■ Disagree
 ■ Neither agree nor disagree
 ■ Agree
 ■ Strongly Agree

	STRONGLY DISAGREE	DISAGREE	NEITHER AGREE NOR DISAGREE	AGREE	STRONGLY AGREE	TOTAL	WEIGHTED AVERAGE
Meeting with my Peer Mentor gave me a sense of belonging at LA Valley College	7.32% 3	2.44% 1	9.76% 4	46.34% 19	34.15% 14	41	3.98
Meeting with my Peer Mentor and participating in the PASO program inspired me to persist in a STEM major	7.32% 3	0.00% 0	14.63% 6	43.90% 18	34.15% 14	41	3.98

Q7 How many times did you meet with a Faculty Advisor this semester?

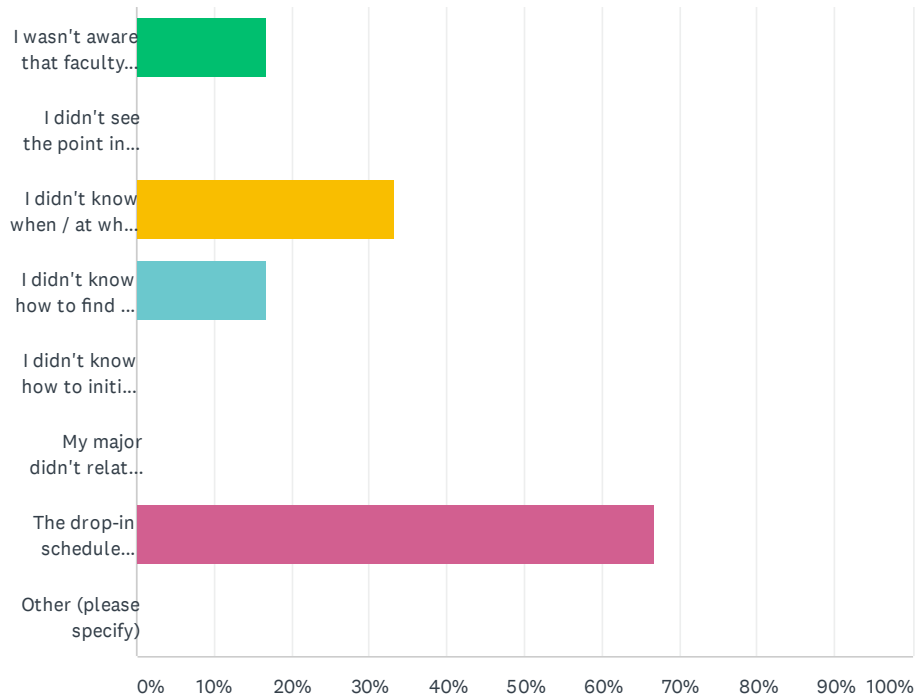
Answered: 45 Skipped: 24



ANSWER CHOICES	RESPONSES
More than twice a semester	15.56% 7
Twice a semester	48.89% 22
Once a semester	20.00% 9
Never	15.56% 7
TOTAL	45

Q8 What were the reasons you did not meet with your Faculty Advisor? (Select all that apply)

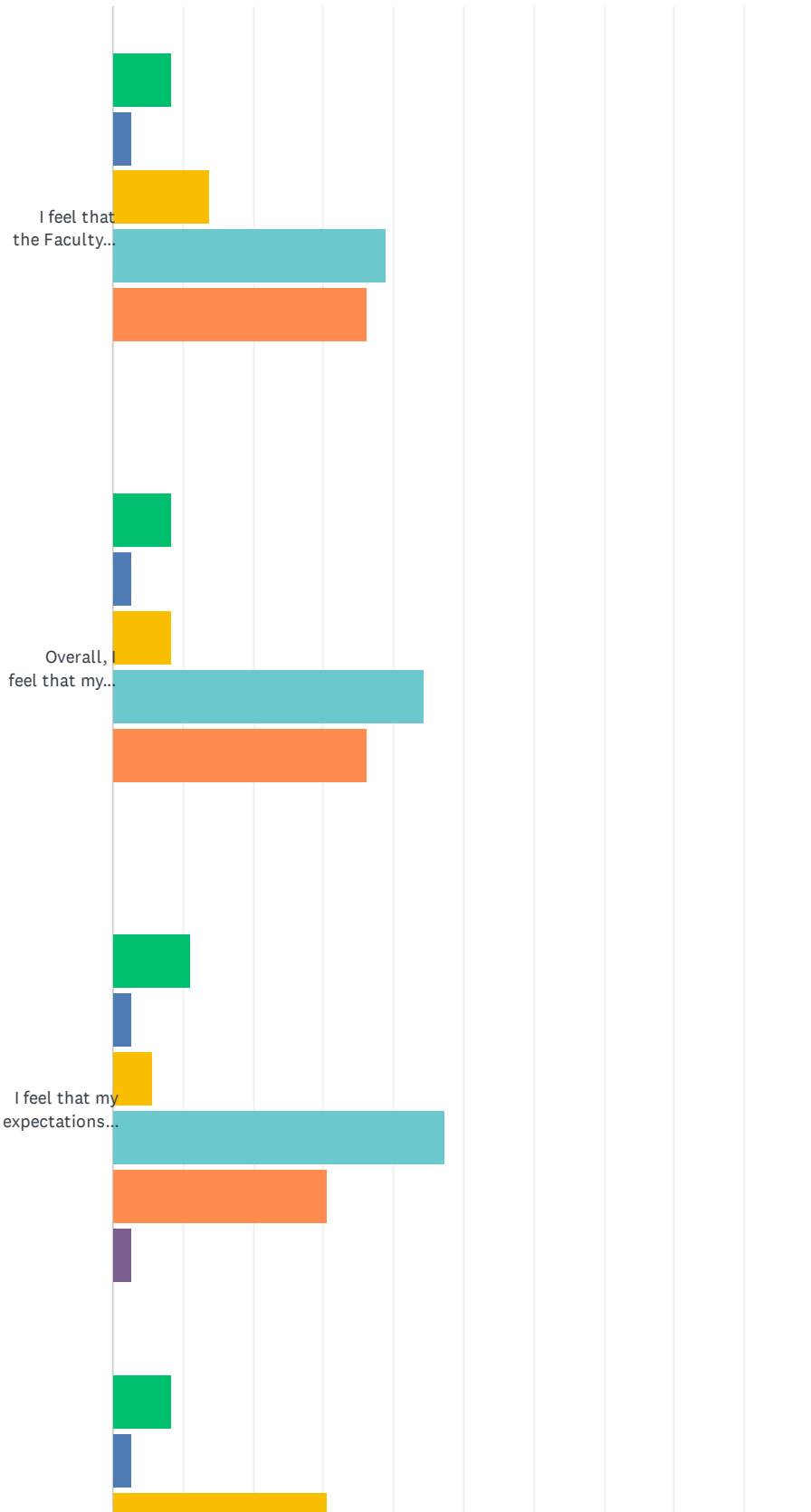
Answered: 6 Skipped: 63



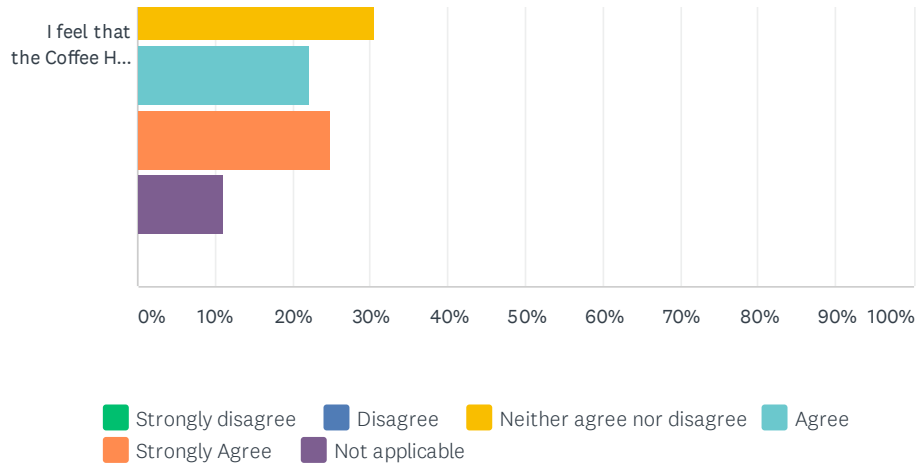
ANSWER CHOICES	RESPONSES	
I wasn't aware that faculty advisors were available.	16.67%	1
I didn't see the point in meeting with a faculty advisor.	0.00%	0
I didn't know when / at what times faculty advisors were available to meet.	33.33%	2
I didn't know how to find a faculty advisor to meet with.	16.67%	1
I didn't know how to initiate a meeting with a faculty advisor.	0.00%	0
My major didn't relate enough to any faculty advisor's area of specialty.	0.00%	0
The drop-in schedule conflicted with my availability.	66.67%	4
Other (please specify)	0.00%	0
Total Respondents: 6		

Q9 Please share your honest experience. Your thorough responses are greatly appreciated.

Answered: 36 Skipped: 33



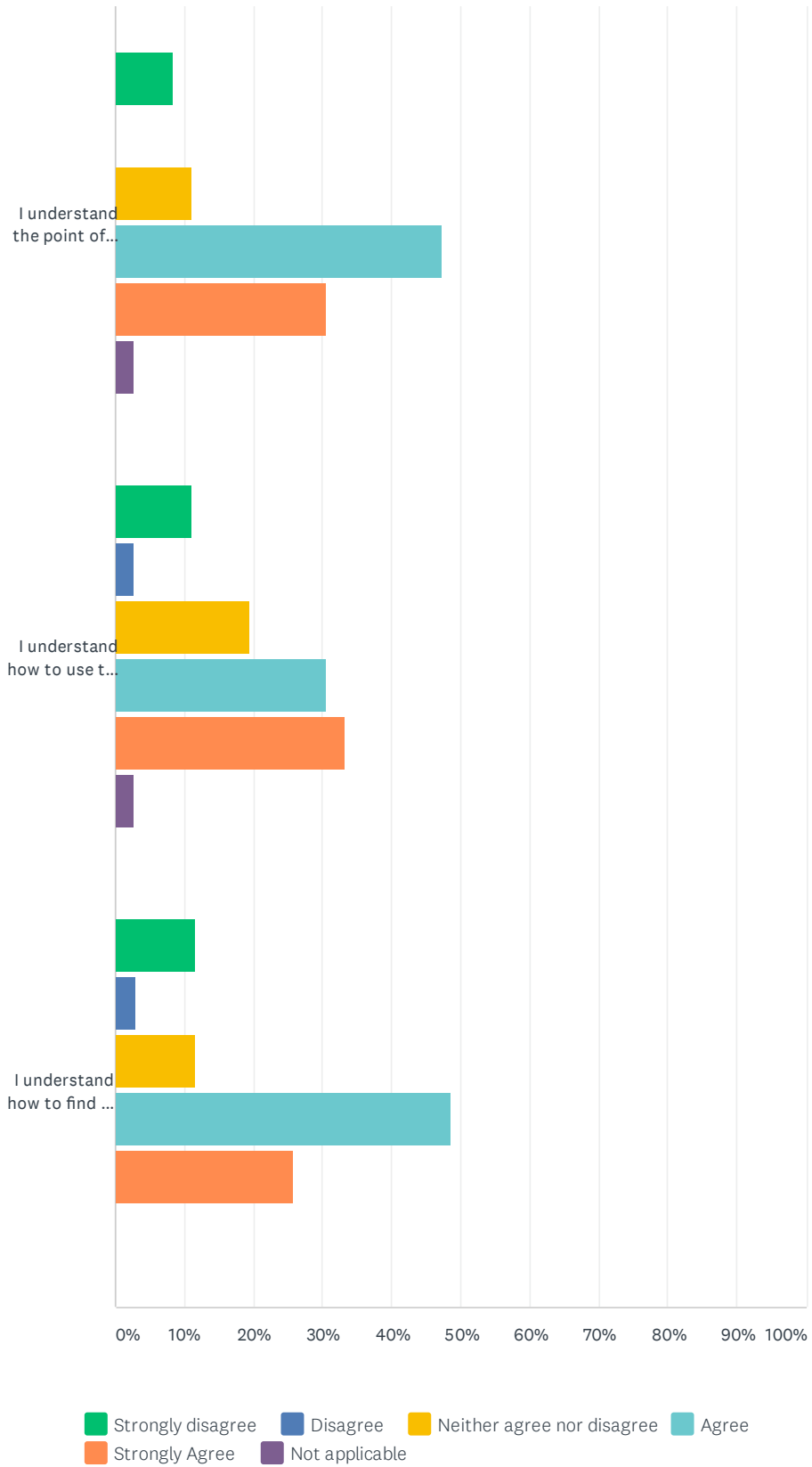
STEM/PASO Fall 2019 Student Survey



	STRONGLY DISAGREE	DISAGREE	NEITHER AGREE NOR DISAGREE	AGREE	STRONGLY AGREE	NOT APPLICABLE	TOTAL
I feel that the Faculty Advisors were helpful when I encountered any problems or had any questions.	8.33% 3	2.78% 1	13.89% 5	38.89% 14	36.11% 13	0.00% 0	36
Overall, I feel that my meetings with the Faculty Advisors were valuable.	8.33% 3	2.78% 1	8.33% 3	44.44% 16	36.11% 13	0.00% 0	36
I feel that my expectations of having Faculty Advisors have been met.	11.11% 4	2.78% 1	5.56% 2	47.22% 17	30.56% 11	2.78% 1	36
I feel that the Coffee Hour was an effective way for me to connect with a Faculty Advisor on an informal level.	8.33% 3	2.78% 1	30.56% 11	22.22% 8	25.00% 9	11.11% 4	36

Q10 Please share your honest experience. Your thorough responses are greatly appreciated.

Answered: 36 Skipped: 33

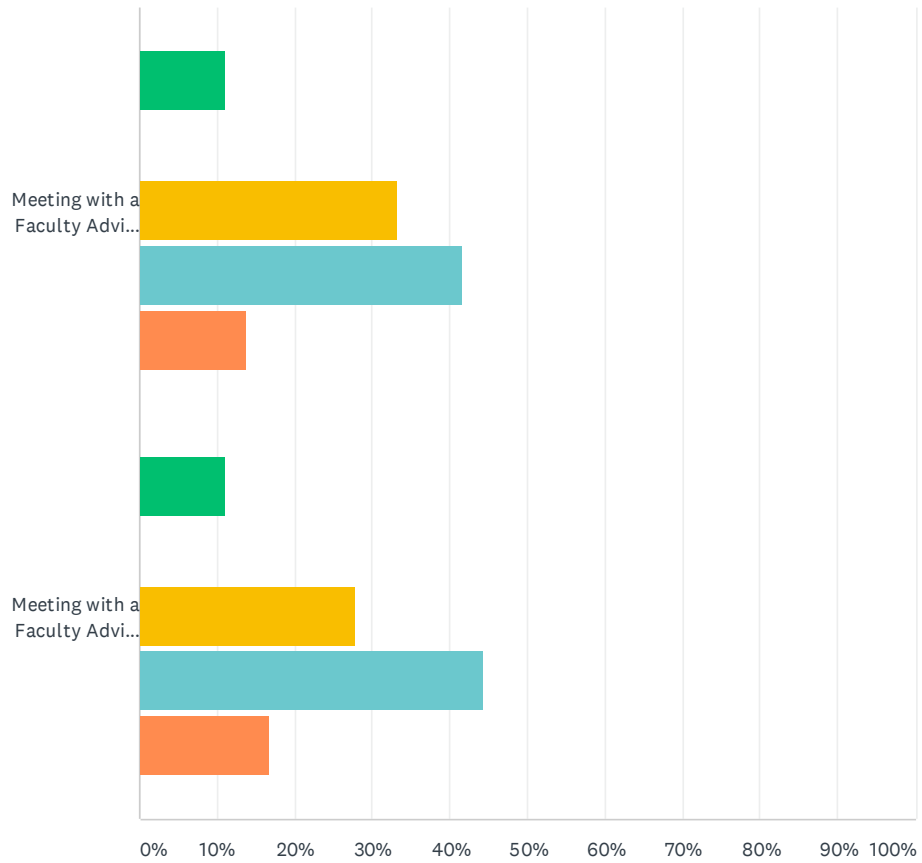


STEM/PASO Fall 2019 Student Survey

	STRONGLY DISAGREE	DISAGREE	NEITHER AGREE NOR DISAGREE	AGREE	STRONGLY AGREE	NOT APPLICABLE	TOTAL
I understand the point of a Faculty Advisor.	8.33% 3	0.00% 0	11.11% 4	47.22% 17	30.56% 11	2.78% 1	36
I understand how to use the Faculty Advisor drop-in calendar	11.11% 4	2.78% 1	19.44% 7	30.56% 11	33.33% 12	2.78% 1	36
I understand how to find out which areas Faculty Advisors specialize in.	11.43% 4	2.86% 1	11.43% 4	48.57% 17	25.71% 9	0.00% 0	35

Q11 Please share your honest experience/thoughts:

Answered: 36 Skipped: 33



■ Strongly Disagree
 ■ Disagree
 ■ Neither agree nor disagree
 ■ Agree
 ■ Strongly Agree

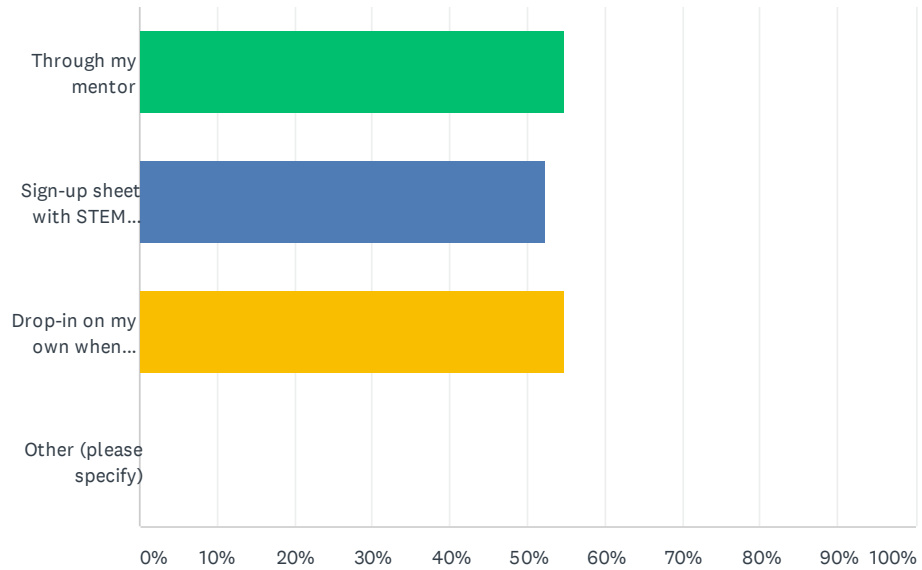
	STRONGLY DISAGREE	DISAGREE	NEITHER AGREE NOR DISAGREE	AGREE	STRONGLY AGREE	TOTAL	WEIGHTED AVERAGE
Meeting with a Faculty Advisor gave me a sense of belonging at LA Valley College	11.11% 4	0.00% 0	33.33% 12	41.67% 15	13.89% 5	36	3.47
Meeting with a Faculty Advisor inspired me to persist in a STEM major	11.11% 4	0.00% 0	27.78% 10	44.44% 16	16.67% 6	36	3.56

Q12 What would motivate you to see a Faculty Advisor more often?

Answered: 36 Skipped: 33

Q13 How would you prefer to schedule a meeting with a faculty advisor?
Check all that apply.

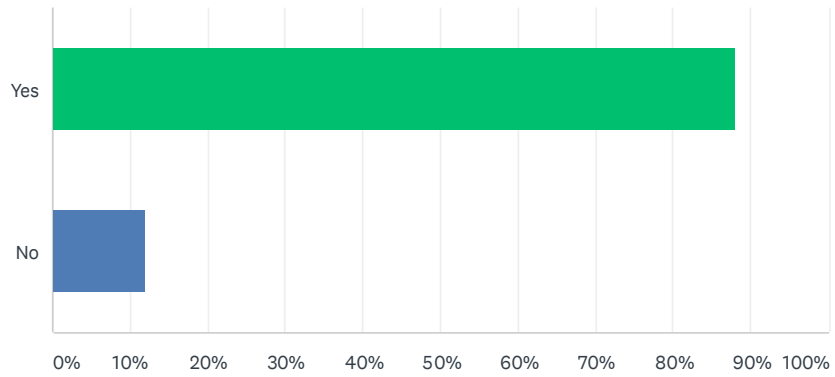
Answered: 42 Skipped: 27



ANSWER CHOICES	RESPONSES	
Through my mentor	54.76%	23
Sign-up sheet with STEM Office	52.38%	22
Drop-in on my own when available	54.76%	23
Other (please specify)	0.00%	0
Total Respondents: 42		

Q14 Did you plan on taking advantage of the Book Voucher?

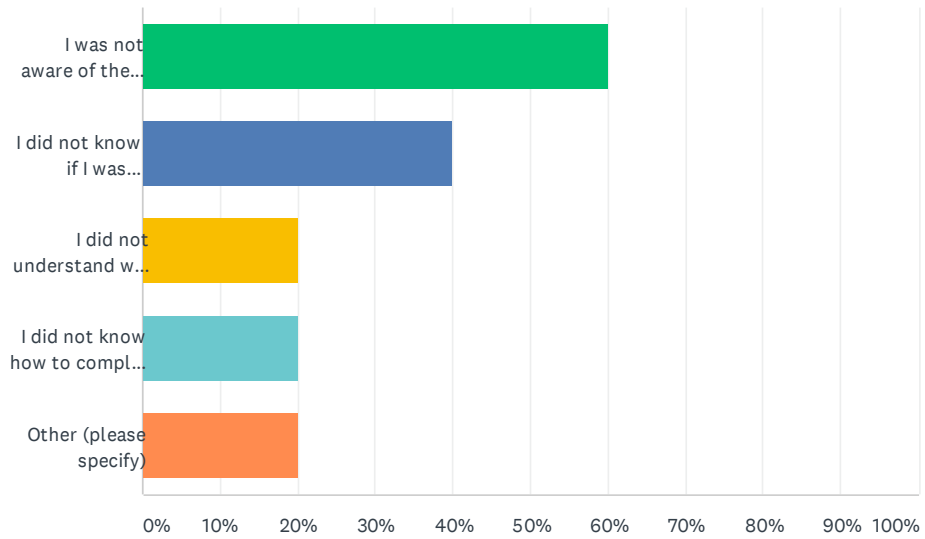
Answered: 42 Skipped: 27



ANSWER CHOICES	RESPONSES	
Yes	88.10%	37
No	11.90%	5
TOTAL		42

Q15 Why are you not planning on using the Book Voucher?

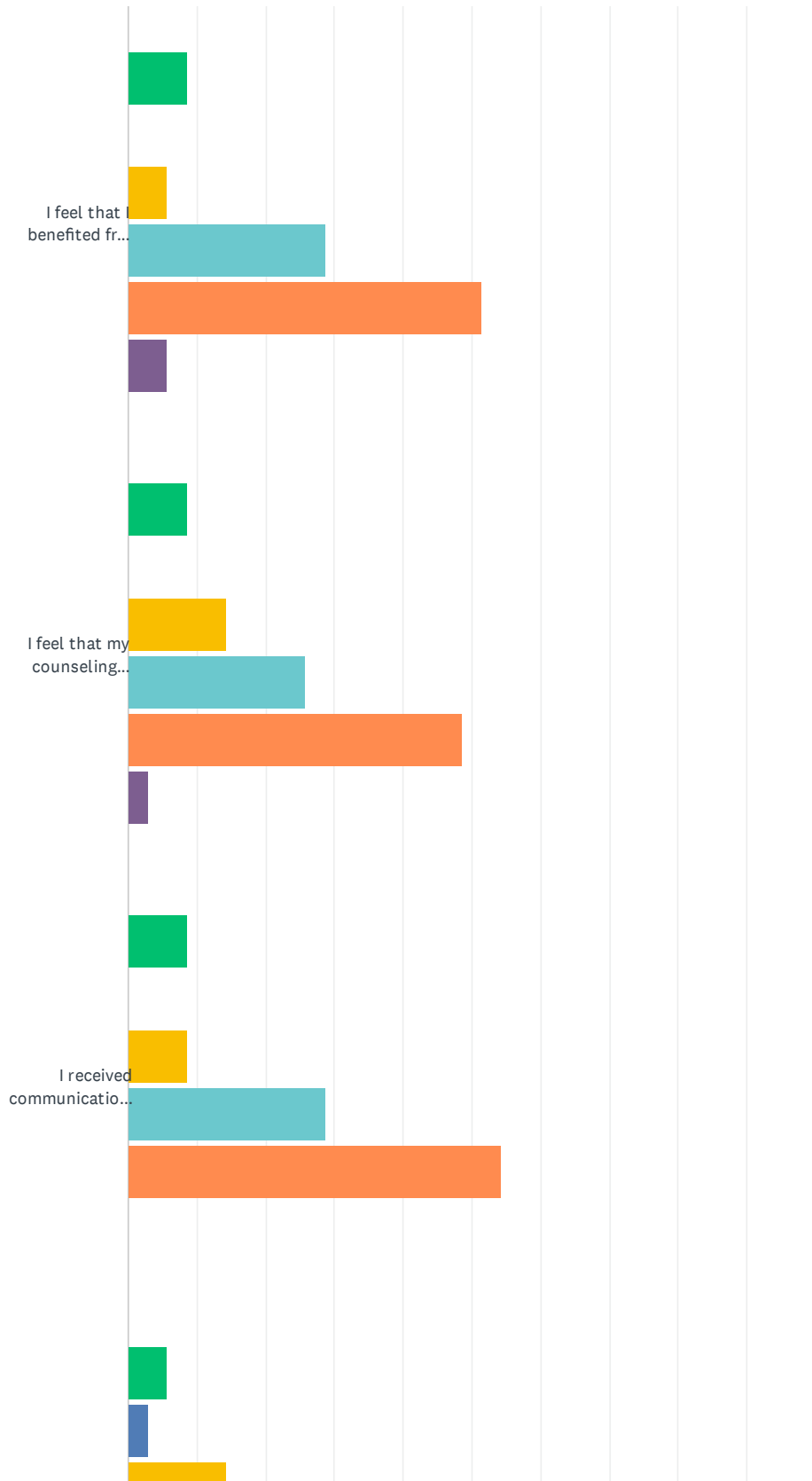
Answered: 5 Skipped: 64



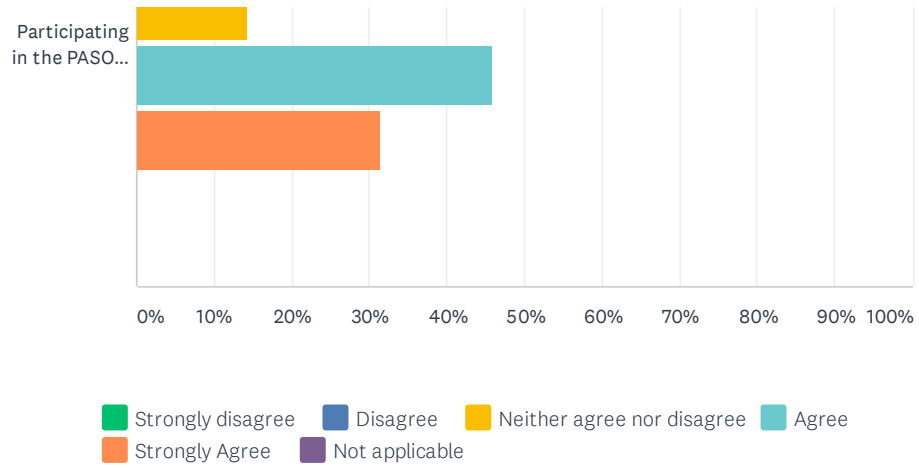
ANSWER CHOICES	RESPONSES	
I was not aware of the Book Voucher before.	60.00%	3
I did not know if I was eligible for the Book Voucher.	40.00%	2
I did not understand what I needed to do to get the Book Voucher.	20.00%	1
I did not know how to complete the Progress Report.	20.00%	1
Other (please specify)	20.00%	1
Total Respondents: 5		

Q16 Please share your honest experience. Your thorough responses are greatly appreciated.

Answered: 35 Skipped: 34



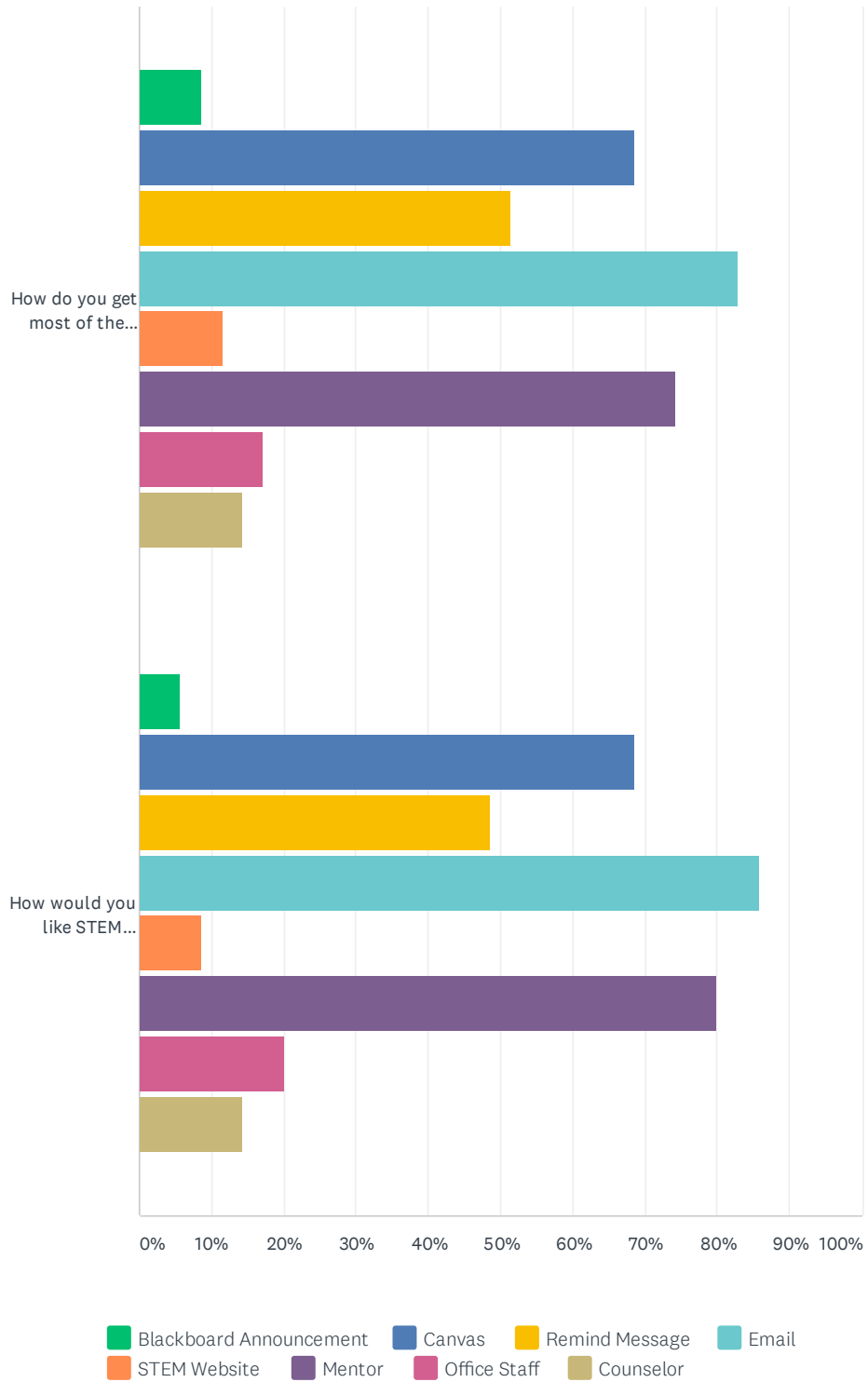
STEM/PASO Fall 2019 Student Survey



	STRONGLY DISAGREE	DISAGREE	NEITHER AGREE NOR DISAGREE	AGREE	STRONGLY AGREE	NOT APPLICABLE	TOTAL
I feel that I benefited from the PASO Program resources (such as: study space, laptops, printing, etc.)	8.57% 3	0.00% 0	5.71% 2	28.57% 10	51.43% 18	5.71% 2	35
I feel that my counseling session with the STEM Counselor (Kassidy Miller) was helpful.	8.57% 3	0.00% 0	14.29% 5	25.71% 9	48.57% 17	2.86% 1	35
I received communication of STEM Events such as STEM Speaker Series Panel, Pi Day, etc. in a timely manner.	8.57% 3	0.00% 0	8.57% 3	28.57% 10	54.29% 19	0.00% 0	35
Participating in the PASO program inspired me to persist in a STEM major	5.71% 2	2.86% 1	14.29% 5	45.71% 16	31.43% 11	0.00% 0	35

Q17 Please share the method of communication by which you receive STEM and program information:

Answered: 35 Skipped: 34

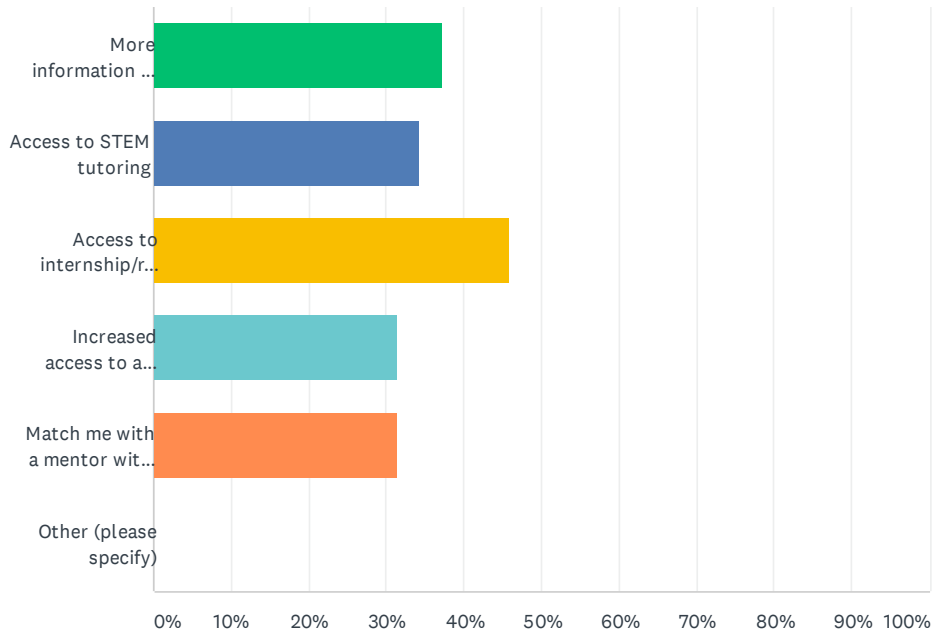


STEM/PASO Fall 2019 Student Survey

	BLACKBOARD ANNOUNCEMENT	CANVAS	REMIND MESSAGE	EMAIL	STEM WEBSITE	MENTOR	OFFICE STAFF	COUNSELOR	TOTAL RESPONSE
How do you get most of the communication from the STEM Program? (Select all that apply)	8.57% 3	68.57% 24	51.43% 18	82.86% 29	11.43% 4	74.29% 26	17.14% 6	14.29% 5	
How would you like STEM Program information be communicated to you? (Select all that apply)	5.71% 2	68.57% 24	48.57% 17	85.71% 30	8.57% 3	80.00% 28	20.00% 7	14.29% 5	

Q18 In what ways could the PASO STEM & Mentoring/Advising program be improved? (Check all that apply)

Answered: 35 Skipped: 34



ANSWER CHOICES	RESPONSES	
More information on Campus Resources	37.14%	13
Access to STEM tutoring	34.29%	12
Access to internship/research opportunities	45.71%	16
Increased access to a study space	31.43%	11
Match me with a mentor with the same or similar major	31.43%	11
Other (please specify)	0.00%	0
Total Respondents: 35		

Q19 Please provide us with aspects of the program you find most beneficial.

Answered: 35 Skipped: 34

Q20 Please provide us with any other suggestions or comments on ways we can improve the program.

Answered: 35 Skipped: 34

Q21 Is there anything about the PASO program that could be made clearer?

Answered: 17 Skipped: 52