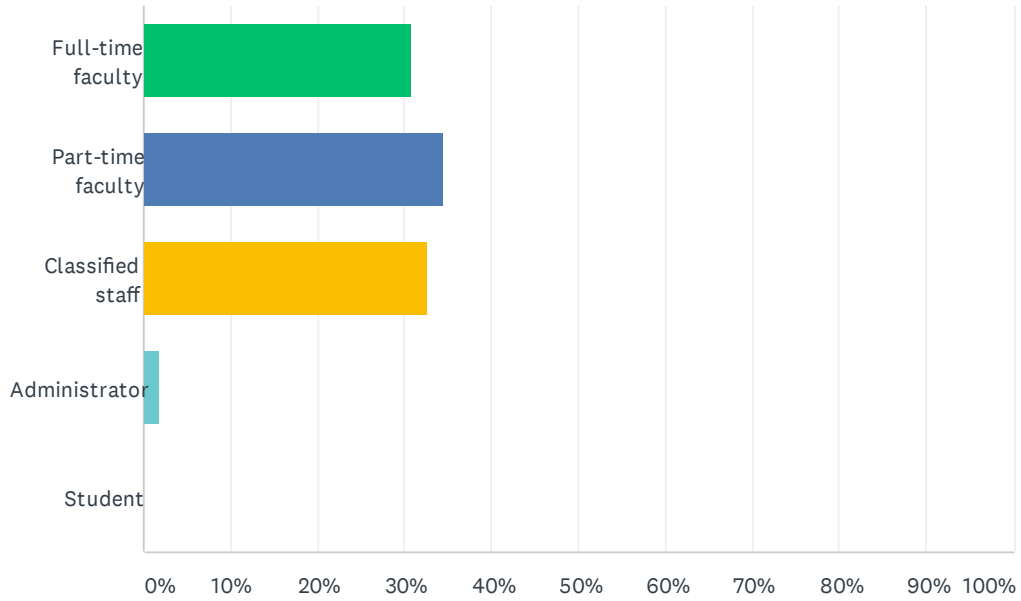


Q1 Are you:

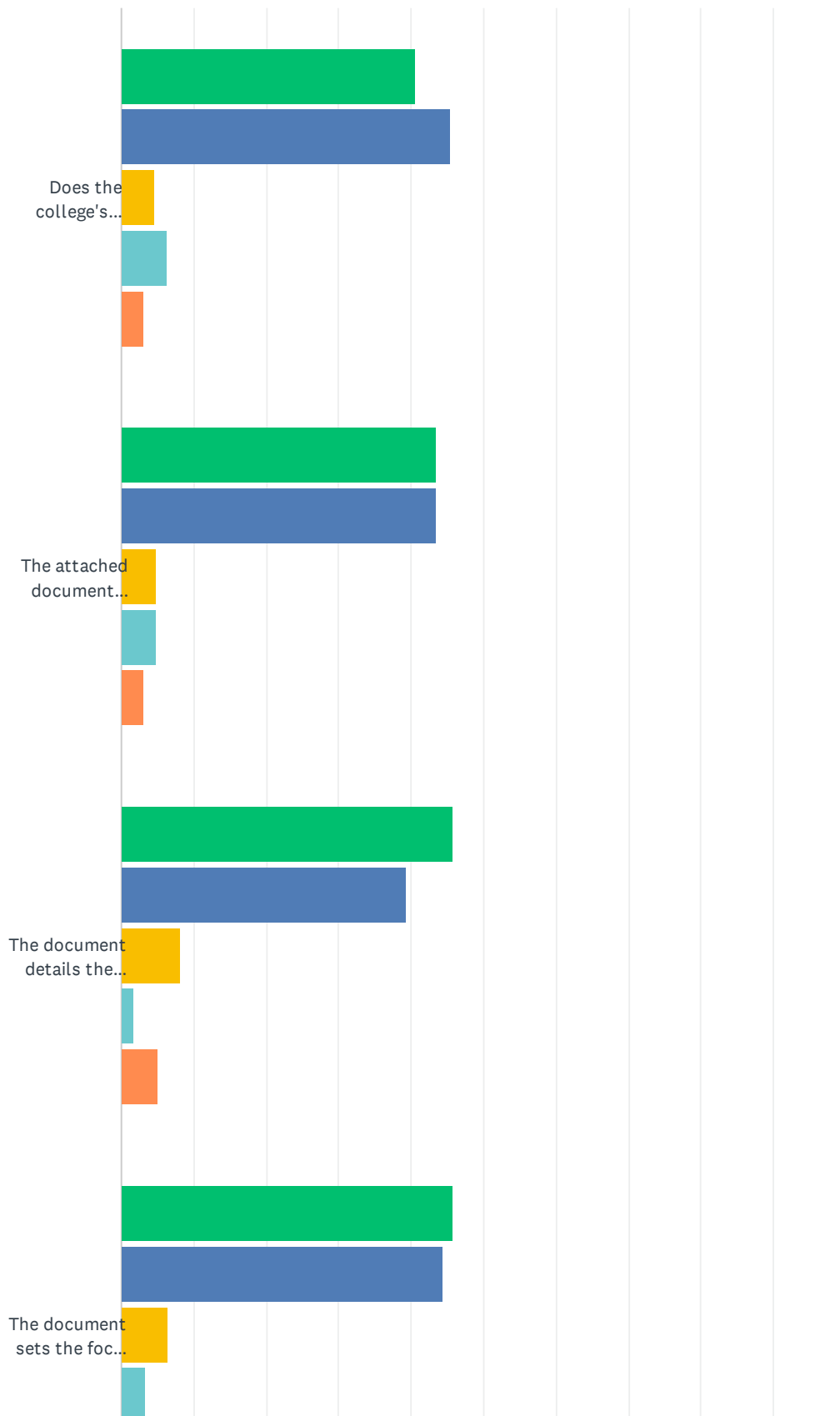
Answered: 104 Skipped: 0



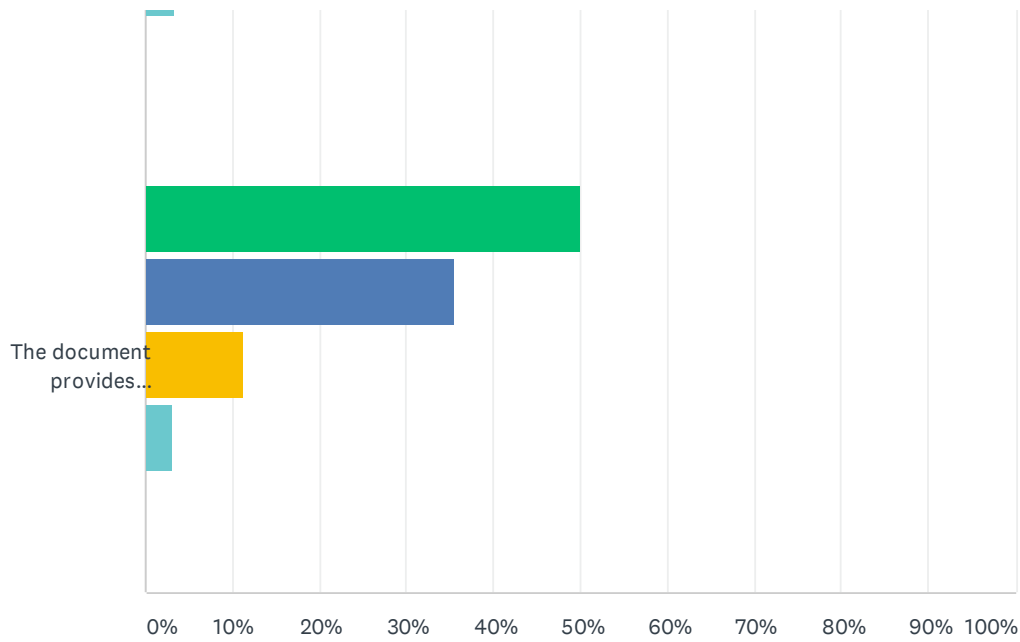
ANSWER CHOICES	RESPONSES	
Full-time faculty	30.77%	32
Part-time faculty	34.62%	36
Classified staff	32.69%	34
Administrator	1.92%	2
Student	0.00%	0
TOTAL		104

Q2 Introduction

Answered: 64 Skipped: 40



2020 LAVC Educational Master Plan (EMP) Survey

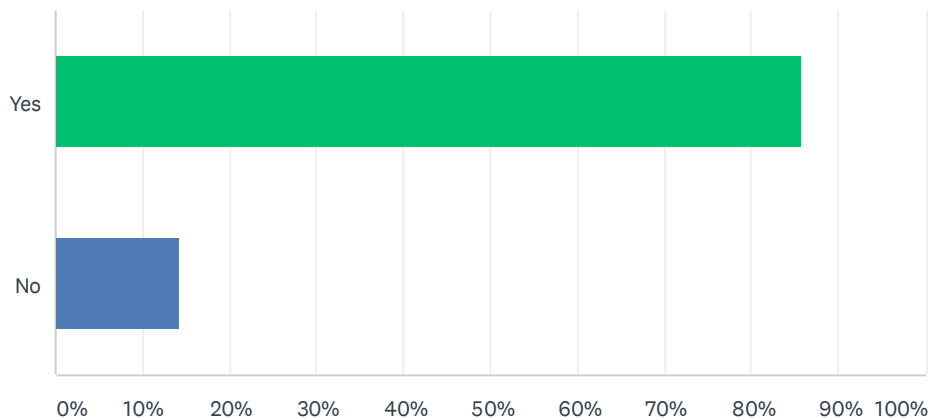


■ Strongly agree
 ■ Agree
 ■ Neither agree nor disagree
 ■ Disagree
■ Strongly disagree

	STRONGLY AGREE	AGREE	NEITHER AGREE NOR DISAGREE	DISAGREE	STRONGLY DISAGREE	TOTAL	WEIGHTED AVERAGE
Does the college's current Mission and Core Values accurately reflect the current direction of the college?	40.63% 26	45.31% 29	4.69% 3	6.25% 4	3.13% 2	64	1.86
The attached document reflects the college's current Mission and Core Values.	43.55% 27	43.55% 27	4.84% 3	4.84% 3	3.23% 2	62	1.81
The document details the college's strategic direction and institutional priorities.	45.90% 28	39.34% 24	8.20% 5	1.64% 1	4.92% 3	61	1.80
The document sets the focus on increasing opportunities and improving the educational experience of LAVC students.	45.90% 28	44.26% 27	6.56% 4	3.28% 2	0.00% 0	61	1.67
The document provides appropriate context within the California Higher Education system.	50.00% 31	35.48% 22	11.29% 7	3.23% 2	0.00% 0	62	1.68

Q3 Does the environmental scan section (Part II: Data - Student & Community profile) clearly support the goals and objectives?

Answered: 49 Skipped: 55



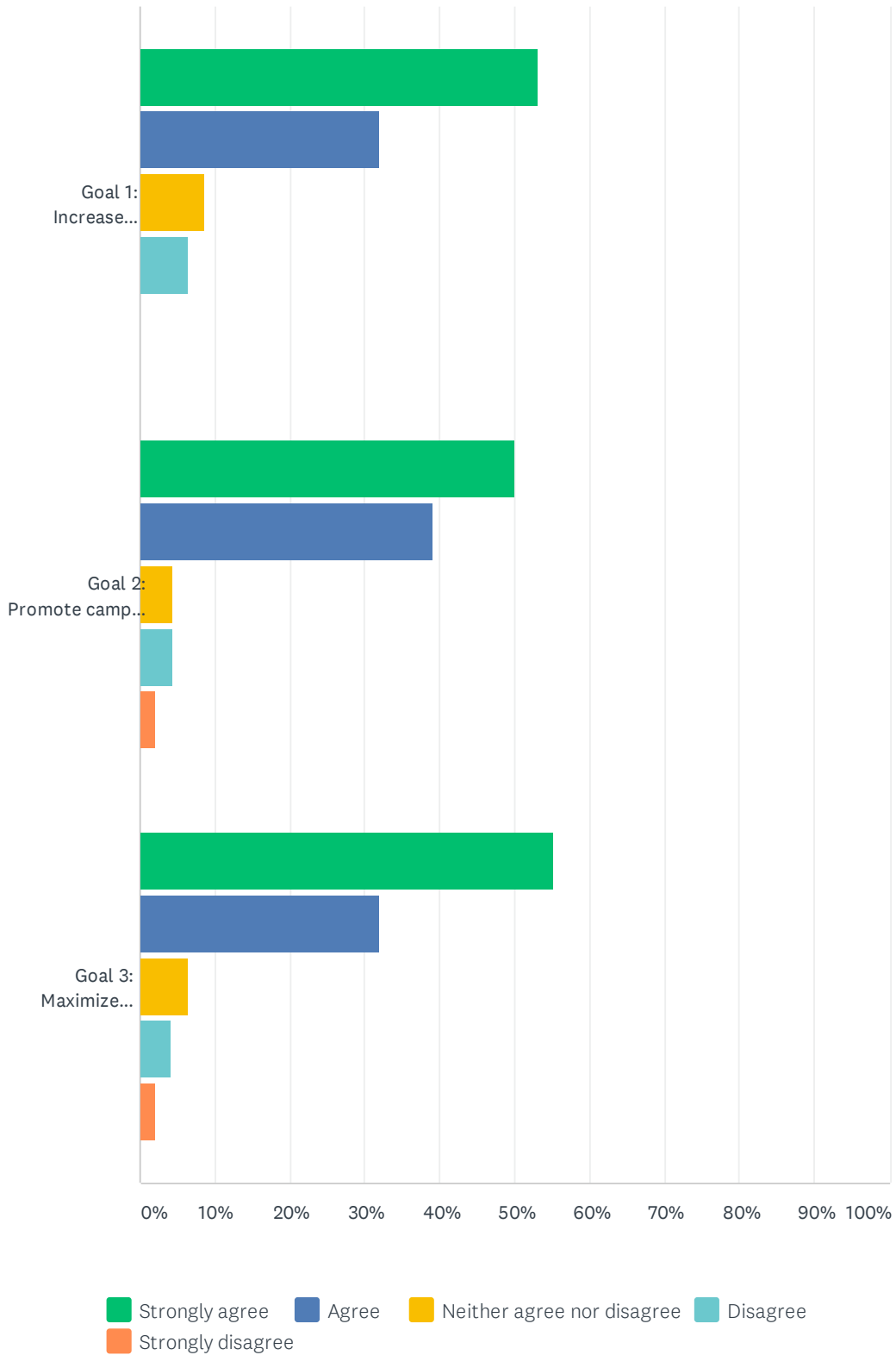
ANSWER CHOICES	RESPONSES	
Yes	85.71%	42
No	14.29%	7
TOTAL		49

Q4 The college currently does not have a Vision Statement, based on your review of the current Educational Master Plan, what recommendations do you have for creating a new one? As an example please see the prior Vision Statement approved in 2013: "Los Angeles Valley College inspires, educates, and enriches our diverse community, developing critical and creative thinkers and lifelong learners".

Answered: 49 Skipped: 55

Q5 Is each proposed goal clear and support the college's mission?

Answered: 47 Skipped: 57

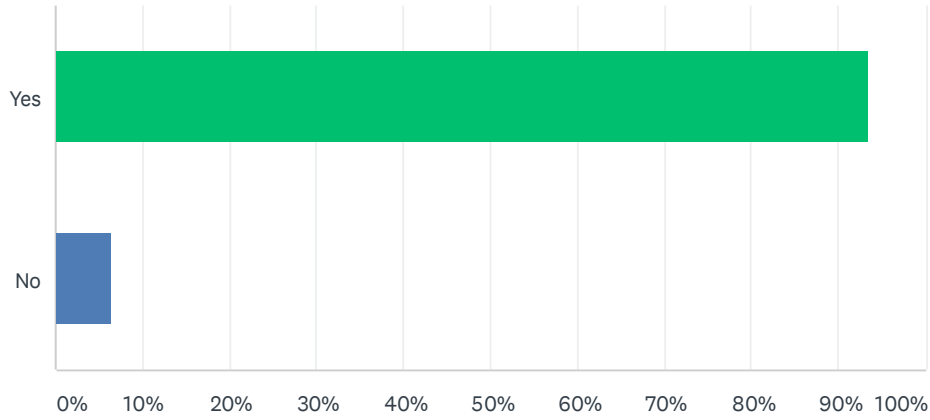


2020 LAVC Educational Master Plan (EMP) Survey

	STRONGLY AGREE	AGREE	NEITHER AGREE NOR DISAGREE	DISAGREE	STRONGLY DISAGREE	TOTAL	WEIGHTED AVERAGE
Goal 1: Increase completions through an innovational learner-centered environment and a culture of equity.	53.19% 25	31.91% 15	8.51% 4	6.38% 3	0.00% 0	47	1.68
Goal 2: Promote campus and community engagement.	50.00% 23	39.13% 18	4.35% 2	4.35% 2	2.17% 1	46	1.70
Goal 3: Maximize institutional effectiveness by ensuring financial stability, increasing access, and committing resources to cultivate and support student learning.	55.32% 26	31.91% 15	6.38% 3	4.26% 2	2.13% 1	47	1.66

Q6 Do the goals align with the state and district goals?

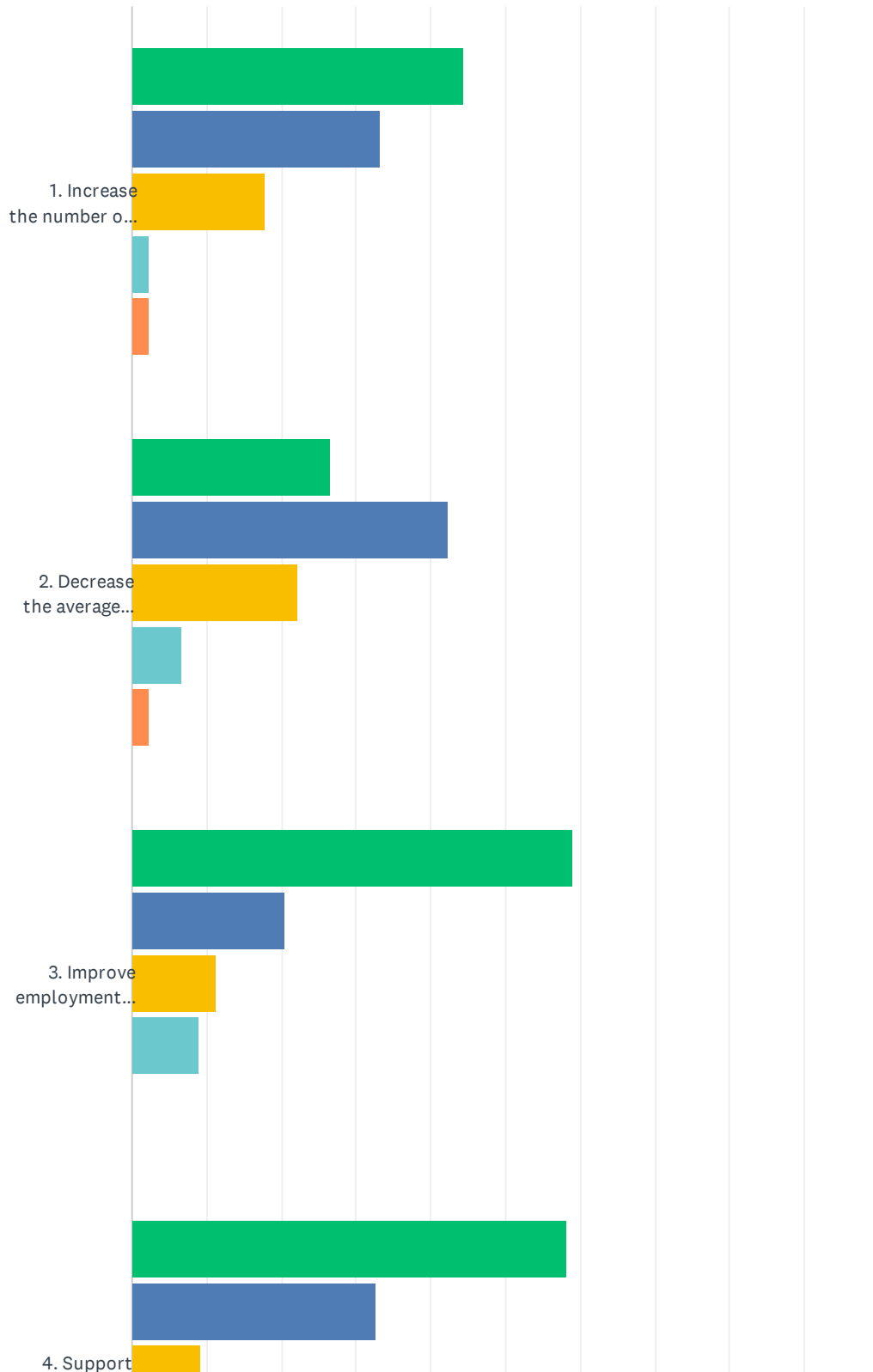
Answered: 47 Skipped: 57



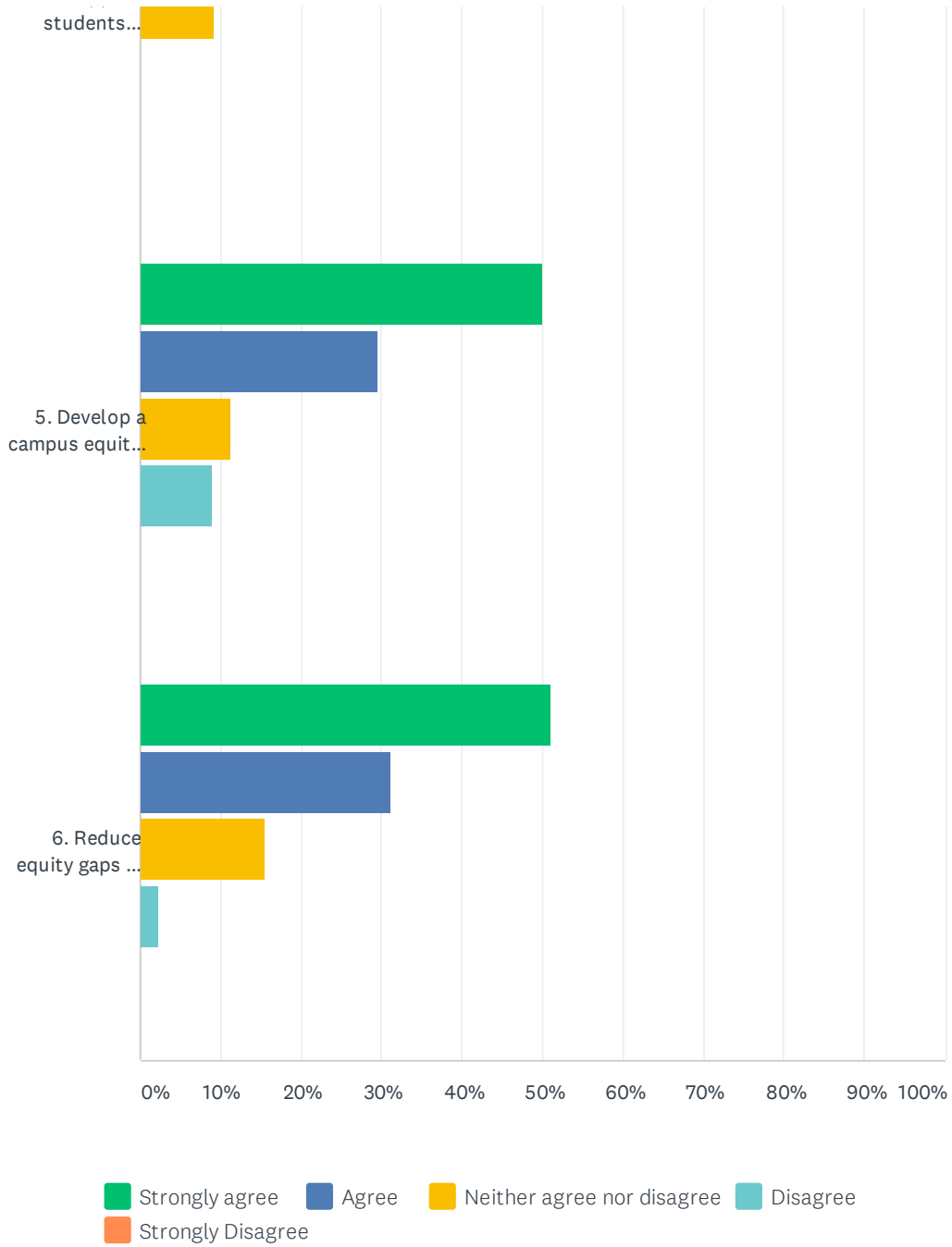
ANSWER CHOICES	RESPONSES	
Yes	93.62%	44
No	6.38%	3
TOTAL		47

Q7 The objectives for Goal 1: Increase completions through an innovational learner-centered environment and a culture of equity are clear and relevant to the college's Mission.

Answered: 45 Skipped: 59



2020 LAVC Educational Master Plan (EMP) Survey

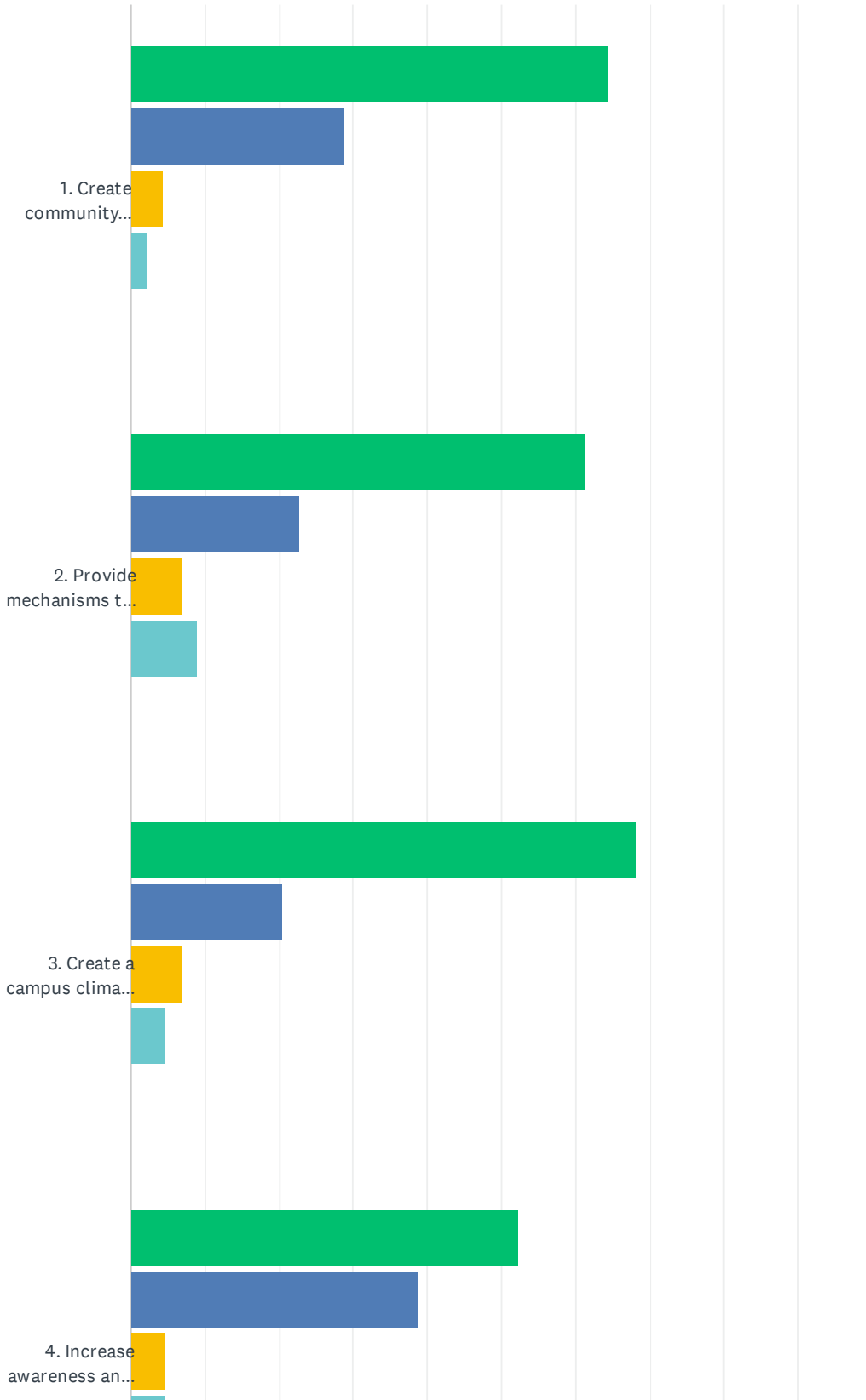


2020 LAVC Educational Master Plan (EMP) Survey

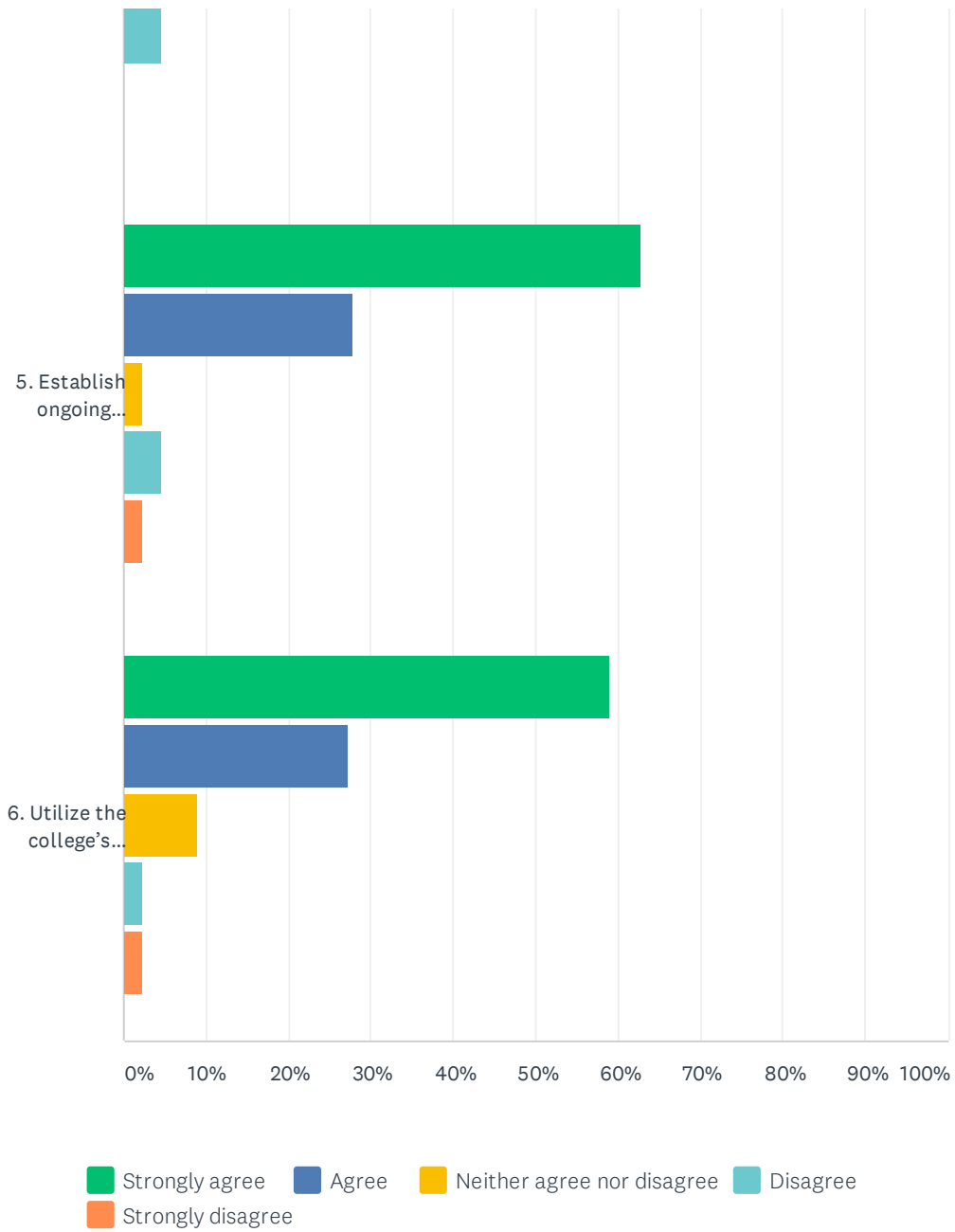
	STRONGLY AGREE	AGREE	NEITHER AGREE NOR DISAGREE	DISAGREE	STRONGLY DISAGREE	TOTAL	WEIGHTED AVERAGE
1. Increase the number of students annually who acquire associates degrees, certificates, or specific skill sets that prepare them for in-demand jobs by 20% and transfer to a UC or CSU by 35%.	44.44% 20	33.33% 15	17.78% 8	2.22% 1	2.22% 1	45	1.84
2. Decrease the average number of units for student completion to 79 total units.	26.67% 12	42.22% 19	22.22% 10	6.67% 3	2.22% 1	45	2.16
3. Improve employment prospects for graduates in their Career and Academic Pathways, including an increase percentage of exiting Career Technical Education students who report being employed in their field to 76%.	59.09% 26	20.45% 9	11.36% 5	9.09% 4	0.00% 0	44	1.70
4. Support students through an advising process (supported by appropriate technology) to help students make informed choices on career/college options.	58.14% 25	32.56% 14	9.30% 4	0.00% 0	0.00% 0	43	1.51
5. Develop a campus equity mindset.	50.00% 22	29.55% 13	11.36% 5	9.09% 4	0.00% 0	44	1.80
6. Reduce equity gaps in access, student outcomes and student milestones by 40%.	51.11% 23	31.11% 14	15.56% 7	2.22% 1	0.00% 0	45	1.69

Q8 The objectives for Goal 2: Promote campus and community engagement are clear and relevant to the college's Mission.

Answered: 45 Skipped: 59



2020 LAVC Educational Master Plan (EMP) Survey

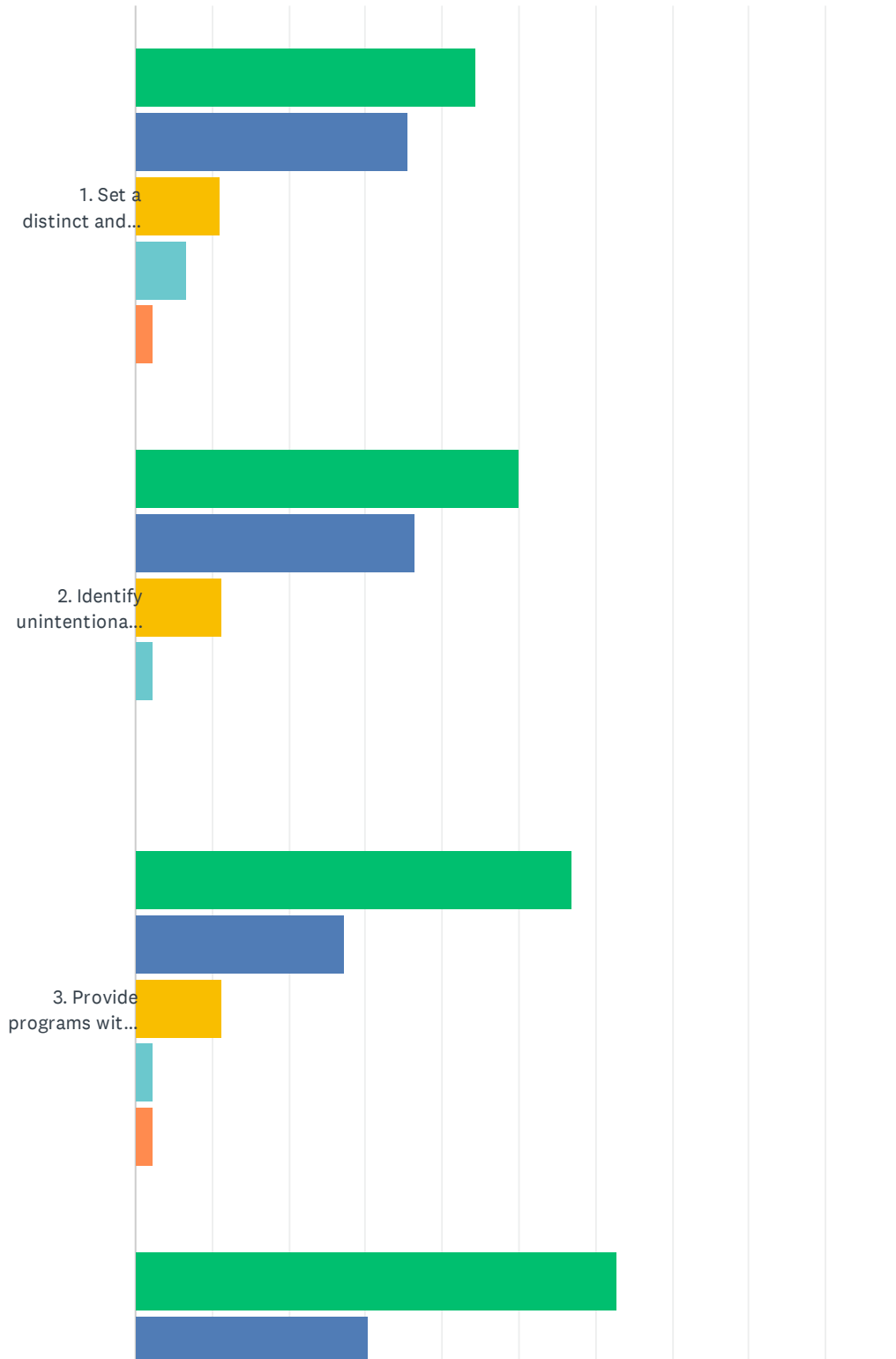


2020 LAVC Educational Master Plan (EMP) Survey

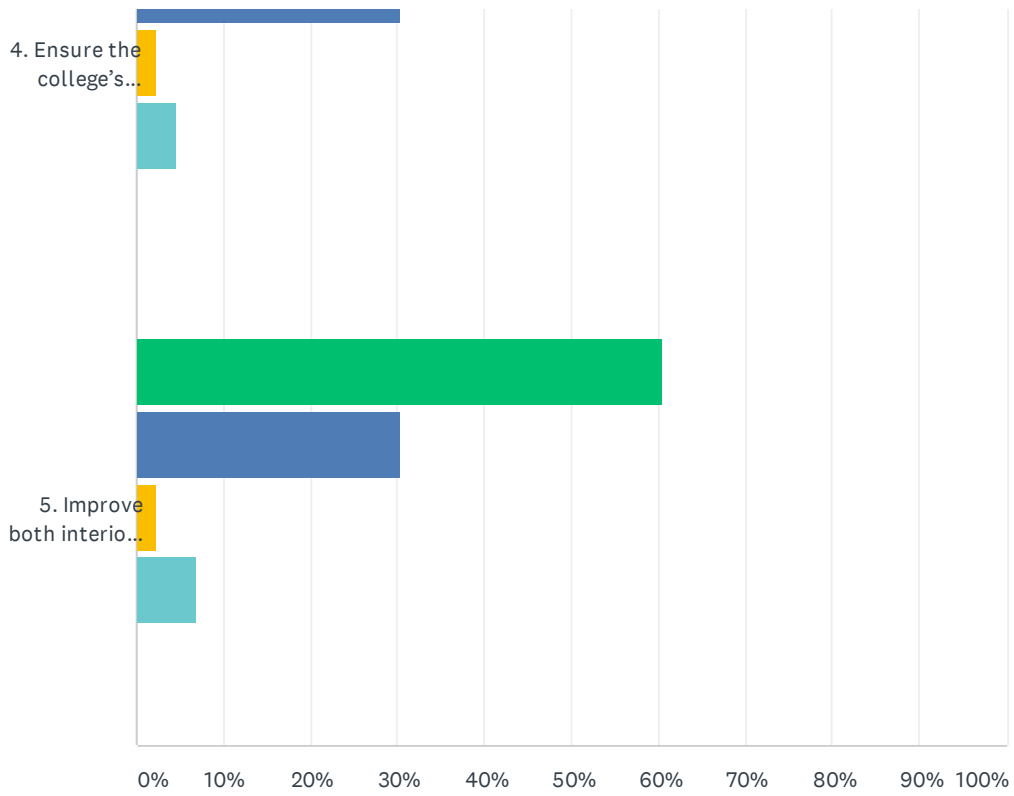
	STRONGLY AGREE	AGREE	NEITHER AGREE NOR DISAGREE	DISAGREE	STRONGLY DISAGREE	TOTAL	WEIGHTED AVERAGE
1. Create community partnerships to support students in internships, cooperative education, and service learning.	64.44% 29	28.89% 13	4.44% 2	2.22% 1	0.00% 0	45	1.44
2. Provide mechanisms to ensure students' financial stability needs (e.g., nutrition, transportation, child care, public benefits, emergency assistance) are being met.	61.36% 27	22.73% 10	6.82% 3	9.09% 4	0.00% 0	44	1.64
3. Create a campus climate that supports diversity and a sense of belonging.	68.18% 30	20.45% 9	6.82% 3	4.55% 2	0.00% 0	44	1.48
4. Increase awareness and positive attitudes toward LAVC campus identity (brand) amongst prospective students, current students, alumni, faculty, and staff.	52.27% 23	38.64% 17	4.55% 2	4.55% 2	0.00% 0	44	1.61
5. Establish ongoing collaboration with and increased offerings for feeder high schools, adult education centers and prospective international students to provide seamless pathways to completing degrees and certificates.	62.79% 27	27.91% 12	2.33% 1	4.65% 2	2.33% 1	43	1.56
6. Utilize the college's Foundation to build alumni relationships with our students and programs.	59.09% 26	27.27% 12	9.09% 4	2.27% 1	2.27% 1	44	1.61

Q9 The objectives for Goal 3: Maximize institutional effectiveness by ensuring financial stability, increasing access, and committing resources to cultivate and support student learning are clear and relevant to the college's Mission.

Answered: 45 Skipped: 59



2020 LAVC Educational Master Plan (EMP) Survey



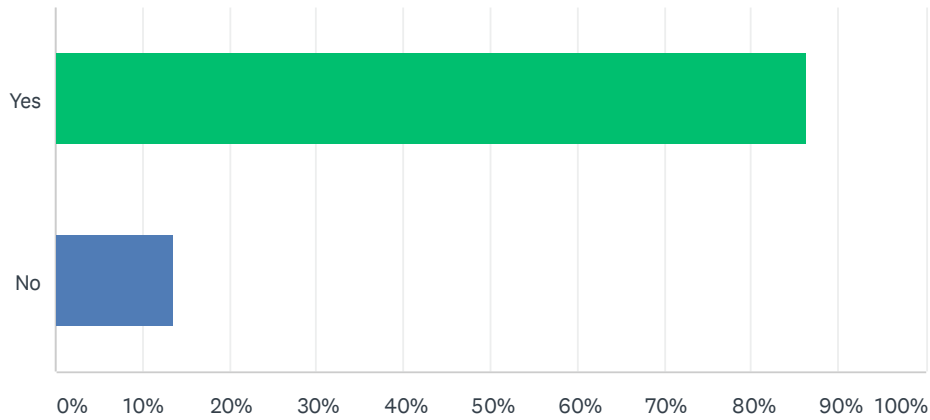
Strongly agree Agree Neither agree nor disagree Disagree
Strongly disagree

2020 LAVC Educational Master Plan (EMP) Survey

	STRONGLY AGREE	AGREE	NEITHER AGREE NOR DISAGREE	DISAGREE	STRONGLY DISAGREE	TOTAL	WEIGHTED AVERAGE
1. Set a distinct and consistent vision for our image and purpose, and establish a visual identity for LAVC by launching a successful marketing and rebranding campaign.	44.44% 20	35.56% 16	11.11% 5	6.67% 3	2.22% 1	45	1.87
2. Identify unintentional structural barriers and implement strategies to address them.	50.00% 22	36.36% 16	11.36% 5	2.27% 1	0.00% 0	44	1.66
3. Provide programs with the resources necessary to promote and kindle interest among students.	56.82% 25	27.27% 12	11.36% 5	2.27% 1	2.27% 1	44	1.66
4. Ensure the college's technological infrastructure, software and applications support student completion and success initiatives and campus processes (refer to objectives listed in the 2020-2025 Technology Plan).	62.79% 27	30.23% 13	2.33% 1	4.65% 2	0.00% 0	43	1.49
5. Improve both interior and exterior cleanliness and create a safe, welcoming and attractive campus that enhances interactions between students, faculty, staff and community members.	60.47% 26	30.23% 13	2.33% 1	6.98% 3	0.00% 0	43	1.56

Q10 Proposed institutional strategies are listed under many of the plan's objectives. Does each institutional strategy align with the objective under which it is placed?

Answered: 44 Skipped: 60



ANSWER CHOICES	RESPONSES	
Yes	86.36%	38
No	13.64%	6
TOTAL		44

Q11 Please comment on the alignment of strategies to the plan's objectives:

Answered: 6 Skipped: 98

Q12 Is there anything else about the draft EMP you would like us to know?

Answered: 27 Skipped: 77